

Measurement of the X(3872) production cross section via decays to $J/\psi\pi^+ \pi^-$ in pp collisions at $\sqrt{s}=7$ TeV

Journal Article

Author(s):

CMS Collaboration; Chatrchyan, Serguei; Bachmair, Felix; Bäni, Lukas; Bortignon, Pierluigi; Buchmann, Marco A.; Casal Laraña, Bruno; Chanon, Nicolas; Deisher, Amanda; Dissertori, Günther; Dittmar, Michael; Donegà, Mauro; Dünser, Marc; Eller, Philipp; Eugster, Jürg; Freudenreich, Klaus; Grab, Christoph; Hits, Dmitry; Lecomte, Pierre; Lustermann, Werner; Marini, Andrea C.; Martinez Ruiz del Arbol, Pablo; Mohr, Niklas; Moortgat, Filip; Nägeli, Christoph; Nef, Pascal; Nessi-Tedaldi, Francesca; Pandolfi, Francesco; Pape, Luc; Pauss, Felicitas; Peruzzi, Marco; Ronga, Frédéric J.; Rossini, Marco; Sala, Leonardo; Sanchez, Ann-Karin; Starodumov, Andrey; Stieger, Benjamin; Takahashi, Maiko; Tauscher, Ludwig; Thea, Alessandro; Theofilatos, Konstantinos; Treille, Daniel; Urscheler, Christina; Wallny, Rainer; Weber, Hannsjörg A.; Wehrli, Lukas; et al.

Publication date:

2013-04

Permanent link:

<https://doi.org/10.3929/ethz-b-000075340>

Rights / license:

[Creative Commons Attribution 4.0 International](#)

Originally published in:

Journal of High Energy Physics 2013(4), [https://doi.org/10.1007/JHEP04\(2013\)154](https://doi.org/10.1007/JHEP04(2013)154)

Measurement of the X(3872) production cross section via decays to $J/\psi\pi^+\pi^-$ in pp collisions at $\sqrt{s} = 7$ TeV



The CMS collaboration

E-mail: cms-publication-committee-chair@cern.ch

ABSTRACT: The production of the X(3872) is studied in pp collisions at $\sqrt{s} = 7$ TeV, using decays to $J/\psi\pi^+\pi^-$, where the J/ψ decays to two muons. The data were recorded by the CMS experiment and correspond to an integrated luminosity of 4.8fb^{-1} . The measurements are performed in a kinematic range in which the X(3872) candidates have a transverse momentum $10 < p_T < 50$ GeV and rapidity $|y| < 1.2$. The ratio of the X(3872) and $\psi(2S)$ cross sections times their branching fractions into $J/\psi\pi^+\pi^-$ is measured as a function of p_T . In addition, the fraction of X(3872) originating from B decays is determined. From these measurements the prompt X(3872) differential cross section times branching fraction as a function of p_T is extracted. The $\pi^+\pi^-$ mass spectrum of the $J/\psi\pi^+\pi^-$ system in the X(3872) decays is also investigated.

KEYWORDS: Hadron-Hadron Scattering

Contents

1	Introduction	1
2	CMS detector	2
3	Event selection	3
4	Measurement of the cross section ratio	5
5	Measurement of the nonprompt fraction	11
6	Determination of the prompt X(3872) production cross section	14
7	Measurement of the $\pi^+\pi^-$ invariant-mass distribution	16
8	Summary	18
	The CMS collaboration	22

1 Introduction

The discovery of the X(3872) resonance by the Belle experiment in 2003 [1] and its subsequent confirmation by BaBar, CDF, and D0 [2–4] has attracted a large interest in “exotic” quarkonium spectroscopy since it was the first observation of an unexpected charmonium candidate. Many new unconventional states with masses above the open-charm or open-bottom thresholds, $m > m(D\bar{D})$ and $m > m(B\bar{B})$, respectively, have been observed [5]. There are several interpretations of the X(3872) state: a charmonium state, a $D^*\bar{D}$ molecule, or a tetraquark state [5]. The X(3872) has been observed in several decay channels, including $J/\psi\pi^+\pi^-$, $D^*\bar{D}$, $J/\psi\gamma$, $\psi(2S)\gamma$, and $J/\psi\omega$. The analysis of the X(3872) angular distributions in decays to $J/\psi\pi^+\pi^-$ favours $J^{PC} = 1^{++}$ or 2^{-+} [6, 7]. The inclusive production cross section of the X(3872) resonance has been measured by the LHCb experiment [8]. At the Tevatron it was observed that the X(3872) is produced both through “prompt” processes, in which the X(3872) resonance is created directly, and through decays of B hadrons [9], generally referred to as “nonprompt”. Experimentally, nonprompt processes are distinguishable through the displacement of the X(3872) decay vertex from the primary vertex. Prompt production of quarkonium states in proton-proton collisions is usually described in the framework of nonrelativistic quantum chromodynamics (NRQCD) [5]. Quantitative predictions have been calculated for the differential production cross section of the X(3872) in $p\bar{p}$ collisions at the Tevatron and pp collisions at the Large Hadron Collider (LHC) [10, 11]. Measurement of the prompt production rate at the

LHC as a function of transverse momentum provides a test of the NRQCD factorization approach to X(3872) production.

In this paper a measurement of the differential X(3872) production cross section is presented using decays into $J/\psi\pi^+\pi^-$, with the subsequent decay of the J/ψ into a pair of muons. The analysis makes use of pp collision data recorded by the Compact Muon Solenoid (CMS) experiment at the LHC in 2011, at a centre-of-mass energy of 7 TeV, corresponding to an integrated luminosity of 4.8 fb^{-1} . The analysis is performed in the kinematic range of p_T of the $J/\psi\pi^+\pi^-$ system between 10 and 50 GeV and the rapidity within $|y| < 1.2$. The cross section measurement proceeds by determining the ratio of the X(3872) and $\psi(2S)$ cross sections, where both states decay to $J/\psi\pi^+\pi^-$. In this ratio, systematic uncertainties common to both states largely cancel, either partially, as those related to the trigger and the reconstruction of the J/ψ mesons, or fully, as for the integrated luminosity. The fraction of nonpromptly produced X(3872) states is also measured. The cross section times branching fraction for prompt X(3872) production with $J/\psi\pi^+\pi^-$ in the final state is then extracted by using a previous CMS measurement of the differential cross section for prompt $\psi(2S)$ production in the same kinematic range [12]. The differential cross section for prompt X(3872) production times the branching fraction is determined for the first time as a function of transverse momentum. Finally, the invariant-mass distribution of the dipion system in $X(3872) \rightarrow J/\psi\pi^+\pi^-$ decays is studied.

Throughout the analysis, the corrections for detector acceptances and efficiencies are determined under the assumption that the X(3872) has quantum numbers $J^{PC} = 1^{++}$ and that both the X(3872) and the $\psi(2S)$ are unpolarized. The unknown polarizations of the X(3872) and the $\psi(2S)$ lead to large uncertainties, in particular in the acceptance of the final-state muon pair for extreme polarization hypotheses.

This paper is structured as follows: after a brief description of the CMS detector in section 2, the data sample and event selection are discussed in section 3. The measurement of the cross section ratio is reported in section 4. Section 5 gives the measurement of the relative fraction of nonprompt X(3872) production. In section 6 the cross section for prompt X(3872) production is presented. Finally, in section 7, the $\pi^+\pi^-$ mass spectrum in X(3872) to $J/\psi\pi^+\pi^-$ decays is reported.

2 CMS detector

The central feature of the CMS apparatus is a superconducting solenoid of 6 m internal diameter. Within the solenoid, in a 3.8 T magnetic field, are a silicon pixel and strip tracker, a lead tungstate crystal electromagnetic calorimeter, and a brass/scintillator hadron calorimeter. The main subdetectors used in this analysis are the silicon tracker and the muon system. Charged-particle trajectories are measured in the pseudorapidity region $|\eta| < 2.5$, where $\eta = -\ln[\tan(\theta/2)]$, with θ being the polar angle with respect to the anticlockwise-beam direction. The tracker provides an impact parameter resolution of $\approx 15\ \mu\text{m}$. Muons are detected in three types of gas-ionization detectors embedded in the steel flux return yoke: drift tubes in the barrel, cathode strip chambers in the endcaps, and resistive plate chambers in both the barrel and endcaps. Matching the muons to the tracks measured

in the silicon tracker results in a transverse momentum resolution between 1 and 1.5%, for p_T values up to 50 GeV. A two-level trigger system selects relevant pp collision events for offline reconstruction. The first level (L1) of the CMS trigger system is composed of custom hardware processors. The L1 trigger conditions are adjusted such as to limit the trigger rate to less than 100 kHz. The high-level trigger (HLT) runs on a processor farm to further reduce the rate to a few 100 Hz before data storage. A detailed description of the detector can be found elsewhere [13].

3 Event selection

The event selection criteria are largely driven by requirements imposed at the trigger level. At both trigger levels, at least two muons are required. At the HLT, events are accepted if the two muons are of opposite charge, have an invariant mass between 2.95 and 3.25 GeV, vertex fit χ^2 probability greater than 0.5%, and rapidity $|y(\mu^+\mu^-)| < 1.25$. In 2011, the transverse momentum threshold at the trigger level for the dimuon system was initially 6.9 GeV, which was increased to 9.9 GeV near the end of data taking. In addition, to cope with increasing instantaneous luminosities, events in which two muons bend toward each other in the magnetic field were rejected by criteria added near the beginning of the data taking. The data sample consists of events where an average of six pp collisions in the same bunch crossing (pileup) occur.

In the offline event selection, similar criteria are imposed on the muon pair. Muons are required to have opposite sign. The rapidity of the muon pair is required to be $|y(\mu^+\mu^-)| < 1.25$. For the first part of the data, 2011a, corresponding to an integrated luminosity of 2.1 fb^{-1} , a minimum dimuon transverse momenta of $p_T(\mu^+\mu^-) = 7 \text{ GeV}$ is required. For the second part of the data, 2011b, corresponding to an integrated luminosity of 2.7 fb^{-1} , the transverse momentum threshold is increased to $p_T(\mu^+\mu^-) = 10 \text{ GeV}$. The muon identification criteria are very similar to those used in a previous CMS analysis [12]. Each candidate muon track must be matched to a triggered muon and have a transverse momentum $p_T(\mu) > 4 \text{ GeV}$ in the central-pseudorapidity interval $|\eta(\mu)| < 1.2$, or $p_T(\mu) > 3.3 \text{ GeV}$ in the forward region $1.2 < |\eta(\mu)| < 2.4$. These requirements, together with the rapidity and transverse momentum selection criteria on the muon pair, define the J/ψ acceptance, $A(J/\psi)$. Each muon track must have at least 11 tracker hits, of which at least two are in the silicon pixel layers. The tracks are required to intersect the beam line within a cylinder of 3 cm in radius and 30 cm in length around the primary vertex position, selected as the vertex with the largest sum of p_T^2 of the tracks associated with it. The track fit is required to have a χ^2 per degree of freedom, χ^2/ndf , smaller than 1.8. The dimuon vertex fit probability is required to be above 1%. The invariant mass of the muon pair is required to be within 75 MeV of the fitted J/ψ peak, corresponding to about ± 2.5 times the detector resolution for the J/ψ mass region. Based on this selection, an almost background-free sample of about ten million reconstructed J/ψ candidates is obtained.

The $J/\psi\pi^+\pi^-$ system is reconstructed by combining the candidate muon tracks from each candidate J/ψ with pairs of oppositely charged tracks, which are assumed to be pions. Each $\mu^+\mu^-\pi^+\pi^-$ combination is refitted, constraining the four tracks to come from a com-

mon vertex and the muon-pair invariant mass to the J/ψ mass [14]. Combinations yielding a vertex fit probability smaller than 5% are rejected to suppress combinatorial background. The pion tracks must have a fit $\chi^2/\text{ndf} < 5$ and contain at least two (seven) silicon pixel (strip) hits. The refitted pion tracks must also have a transverse momentum larger than 600 MeV.

Random combinations of tracks form a significant combinatorial background to the $X(3872)$ and $\psi(2S)$ signals. For signal events, the pions are expected to have a direction close to that of the J/ψ candidate. Exploiting this property, the combinatorial background is reduced by requiring the distance $\Delta R = \sqrt{(\Delta\eta)^2 + (\Delta\phi)^2}$, where $\Delta\eta$ and $\Delta\phi$ are the pseudorapidity and azimuthal angle differences between the pion and the J/ψ candidate momenta, to be smaller than 0.55. The requirement $\Delta R < 0.55$, together with the pion transverse momentum selection, define the dipion acceptance, $A(\pi^+\pi^-)$. The event selection criteria are driven by studies from simulation, whose description is reported below, using the quantity $S/\sqrt{S+B}$, where S and B represent the numbers of signal and background candidates, respectively, in a $\pm 2\sigma$ window around the $X(3872)$ mass, and σ is the mass resolution (about 6 MeV). In addition, the Q value of the decay is required to be smaller than 300 MeV, where $Q = m(\mu^+\mu^-\pi^+\pi^-) - m(J/\psi)^{\text{PDG}} - m(\pi^+\pi^-)$, with $m(\mu^+\mu^-\pi^+\pi^-)$ being the invariant mass of the $J/\psi\pi^+\pi^-$ system, $m(\pi^+\pi^-)$ the invariant mass of the pion pair, and $m(J/\psi)^{\text{PDG}}$ the world-average J/ψ mass [14]. This selection criterion constrains the mass of pion pairs from $X(3872)$ decays to values larger than about 470 MeV and removes about 20% of the remaining background, while retaining 97% of the $X(3872)$ signal, as determined from simulation. The invariant mass of the pion pair measured in data, as shown in section 7, has a negligible contribution below 500 MeV, and thus no bias is introduced with the Q -value requirement.

The $J/\psi\pi^+\pi^-$ candidate is required to be in the rapidity region $|y| < 1.2$, to have transverse momentum $p_T < 50$ GeV and $p_T > 10$ GeV for the period 2011a or $p_T > 13.5$ GeV for the period 2011b. The resulting data sample consists of about 1.9 million $J/\psi\pi^+\pi^-$ candidates with invariant mass between 3.6 and 4.0 GeV. The average number of $J/\psi\pi^+\pi^-$ candidates per event for events with at least one such candidate is reduced from 7.8 to 2.2 after the event selection.

Figure 1 shows the invariant-mass distribution of the $J/\psi\pi^+\pi^-$ candidates passing the full event selection. An unbinned maximum-log-likelihood fit is used, where Gaussian distributions describe the signals and a Chebyshev polynomial the background. More details about the fit will follow in section 4. Clear $\psi(2S)$ and $X(3872)$ signals are observed with widths of about 5 MeV and 6 MeV, respectively, dominated by the detector resolution and consistent with simulation.

Detailed event simulations are used to determine detector effects such as acceptances, efficiencies, and resolutions. Events containing $X(3872)$ or $\psi(2S)$ states are generated using PYTHIA [15], and decayed using EVTGEN [16], with the signal resonances forced to decay into the $J/\psi\pi^+\pi^-$ final state. Photon final-state radiation (FSR) is implemented using PHOTOS [17, 18]. The $X(3872)$ and $\psi(2S)$ resonances are assumed to be unpolarized. Since PYTHIA does not include the simulation of $X(3872)$ production and decay, the program is modified to use the χ_{c1} particle with its mass set to 3871.6 MeV. The χ_{c1} particle has the

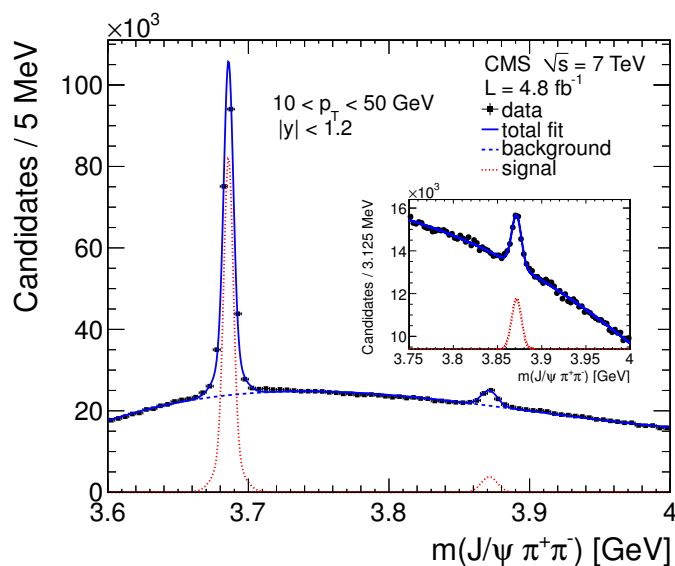


Figure 1. The $J/\psi\pi^+\pi^-$ invariant-mass spectrum for $10 < p_T < 50$ GeV and $|y| < 1.2$. The lines represent the signal-plus-background fits (solid), the background-only (dashed), and the signal-only (dotted) components. The inset shows an enlargement of the X(3872) mass region.

quantum numbers $J^{PC} = 1^{++}$, corresponding to those favoured for the X(3872) [5, 19]. Simulated events for prompt production are used as the baseline. Events with B-hadron decays are simulated and used in the X(3872) nonprompt-fraction measurement. The $X(3872) \rightarrow J/\psi\pi^+\pi^-$ decay is generated with an intermediate ρ^0 resonance, as suggested by previous measurements [7, 20] and confirmed in this analysis (section 7). In EVTGEN a two-body phase-space decay is used for the $X(3872) \rightarrow J/\psi\rho^0$ decay, and the ρ^0 decay to a pair of pions is generated with decay-angle distributions reflecting their respective spins. A nonresonant $X(3872) \rightarrow J/\psi\pi^+\pi^-$ decay is also considered using the EVTGEN model for the $\psi(2S) \rightarrow J/\psi\pi^+\pi^-$ decay. The study of systematic uncertainties uses a version of PYTHIA that includes colour-octet contributions with NRQCD matrix elements, as determined from CDF data [21, 22].

Large samples of simulated events are produced separately for the X(3872) and $\psi(2S)$ resonances, both for prompt production and nonprompt production in B-hadron decays. The response of the detector is simulated in detail using GEANT4 [23]. The simulated samples are processed through the trigger emulation and event reconstruction of the CMS experiment, without taking into account other pp collisions in the same bunch crossing (pileup) since the analysis is not sensitive to it, as discussed in section 4.

4 Measurement of the cross section ratio

The ratio of the cross section times the $J/\psi\pi^+\pi^-$ branching fraction is obtained from the measured numbers of signal events for X(3872) and $\psi(2S)$, $N_{X(3872)}$ and $N_{\psi(2S)}$, correcting

Dataset	p_T (GeV)	$N_{X(3872)}$	$N_{\psi(2S)}$	$\frac{\epsilon_{\psi(2S)}}{\epsilon_{X(3872)}}$	$\frac{A_{\psi(2S)} \cdot \epsilon_{\psi(2S)}}{A_{X(3872)} \cdot \epsilon_{X(3872)}}$
2011a	10–13.5	1850 ± 200	$25\,450 \pm 330$	1.055 ± 0.011	0.999 ± 0.025
2011a+b	13.5–15	1700 ± 170	$24\,130 \pm 440$	1.032 ± 0.014	0.951 ± 0.025
2011a+b	15–18	2770 ± 210	$39\,450 \pm 470$	1.031 ± 0.011	0.979 ± 0.020
2011a+b	18–30	3360 ± 230	$56\,920 \pm 510$	1.035 ± 0.011	1.019 ± 0.018
2011a+b	30–50	860 ± 140	$12\,130 \pm 230$	1.052 ± 0.037	1.103 ± 0.056
2011a+b	10–50	$11\,910 \pm 490$	$178\,540 \pm 850$	1.040 ± 0.006	0.984 ± 0.017

Table 1. Measured numbers of signal events, $N_{X(3872)}$ and $N_{\psi(2S)}$, and the ratios of the X(3872) and $\psi(2S)$ efficiencies (ϵ) and acceptances (A) as a function of the $J/\psi\pi^+\pi^-$ p_T . For the first transverse momentum bin only the data from period 2011a are included. All uncertainties are statistical only.

for the efficiency (ϵ) and acceptance (A) estimated from simulations, according to

$$R = \frac{\sigma(\text{pp} \rightarrow X(3872) + \text{anything}) \cdot \mathcal{B}(X(3872) \rightarrow J/\psi\pi^+\pi^-)}{\sigma(\text{pp} \rightarrow \psi(2S) + \text{anything}) \cdot \mathcal{B}(\psi(2S) \rightarrow J/\psi\pi^+\pi^-)} = \frac{N_{X(3872)} \cdot A_{\psi(2S)} \cdot \epsilon_{\psi(2S)}}{N_{\psi(2S)} \cdot A_{X(3872)} \cdot \epsilon_{X(3872)}}. \quad (4.1)$$

The acceptance corrections account for the kinematic reach of the dimuon trigger and the angular acceptance of the CMS detector. These corrections depend on assumptions about the angular distribution of the final-state muon and pion pairs. To minimize the effect of these assumptions, the measurement is also presented as a “fiducial” cross section ratio, defined as

$$R_{\text{fiducial}} = \frac{N_{X(3872)} \cdot \epsilon_{\psi(2S)}}{N_{\psi(2S)} \cdot \epsilon_{X(3872)}}, \quad (4.2)$$

within a phase-space window with the following kinematic requirements on the muons, dimuons, and pions: muons with $p_T(\mu) > 4$ GeV for $|\eta(\mu)| < 1.2$ and $p_T(\mu) > 3.3$ GeV for $1.2 < |\eta(\mu)| < 2.4$; $p_T(\mu^+\mu^-) > 7$ GeV and $|y(\mu^+\mu^-)| < 1.25$ for the dimuons; each pion with transverse momentum greater than 600 MeV and a distance with respect to the dimuon $\Delta R < 0.55$.

The signal yields are determined from unbinned maximum-likelihood fits to the invariant-mass spectra of the $J/\psi\pi^+\pi^-$ system, separately for the X(3872) and $\psi(2S)$, in the mass windows 3.75–4 GeV and 3.6–3.8 GeV, respectively, and in five bins of p_T with edges: 10, 13.5, 15, 18, 30, and 50 GeV. Following the evolution of the trigger thresholds with time, the first bin in transverse momentum, 10–13.5 GeV, includes only data from the period 2011a, while for p_T bins above 13.5 GeV, the full dataset (2011a+2011b) is used. The inclusive signal yield for p_T between 10 and 50 GeV is determined by combining the first p_T bin from 2011a, weighted to account for luminosity and trigger differences, with the remaining bins from the full dataset.

In the fits, the $\psi(2S)$ resonance shape is parametrized using two Gaussian functions with a common mean, while a single Gaussian is used for the X(3872) signal. The nonresonant background is fitted with a second-order Chebyshev polynomial. The free parameters in the fit are the signal and background yields, the mass and widths of

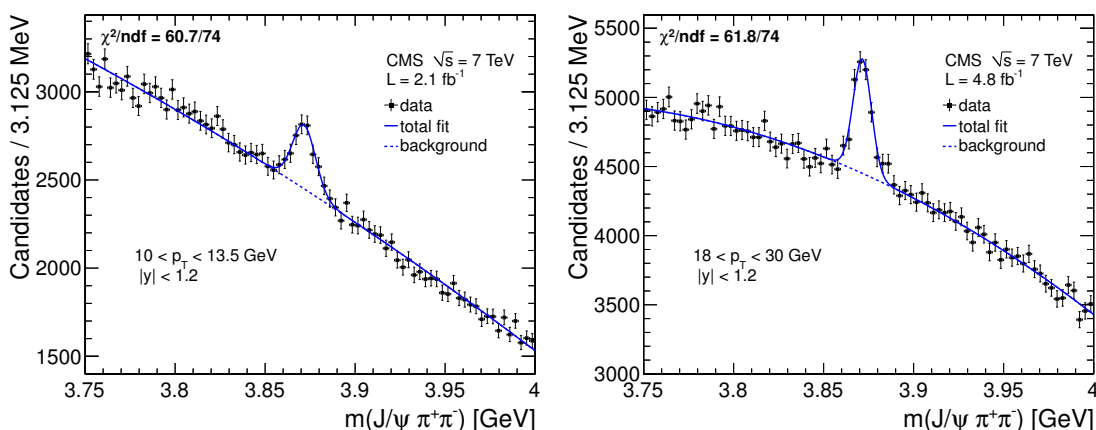


Figure 2. The $J/\psi\pi^+\pi^-$ invariant-mass distribution in the X(3872) region for two bins of transverse momentum, 10–13.5 GeV (left) and 18–30 GeV (right). The lines represent the signal-plus-background fits (solid) and the background-only components (dashed). The χ^2/ndf of the fit is also reported.

the Gaussian functions, the fraction of signal associated with each Gaussian, and two background-shape parameters. Figure 2 shows examples of fitted mass distributions for a low- and a high-transverse-momentum bin. The measured numbers of X(3872) and $\psi(2S)$ signal events are listed in table 1.

The acceptances and efficiencies of the X(3872) and $\psi(2S)$ final states are factorized into four components, each of which is determined individually from the simulation: the acceptance $A(J/\psi)$ and efficiency $\epsilon(J/\psi)$ for the trigger and detection of the J/ψ , and the acceptance $A(\pi^+\pi^-)$ and efficiency $\epsilon(\pi^+\pi^-)$ for the pion pair, including the $J/\psi\pi^+\pi^-$ vertex probability requirement. The acceptances are the same for the 2011a and 2011b datasets for the p_T bins in common ($p_T > 13.5$ GeV). The efficiency is calculated for the 2011a dataset in each bin since the changes in efficiency related to the trigger evolution during data taking do not affect the efficiency ratio. The average value of $A \cdot \epsilon$ in each p_T bin is determined using fine-grained bins in transverse momentum as

$$\left\langle \frac{1}{A \cdot \epsilon} \right\rangle_{\text{bin}} \equiv \sum_{i=1}^{N_{\text{fine}}^{\text{bin}}} \frac{N_i}{A^i \cdot \epsilon^i} \bigg/ \sum_{i=1}^{N_{\text{fine}}^{\text{bin}}} N_i, \quad (4.3)$$

where N_i is the number of signal events observed in the data, $A^i = A^i(J/\psi) \cdot A^i(\pi^+\pi^-)$, $\epsilon^i = \epsilon^i(J/\psi) \cdot \epsilon^i(\pi^+\pi^-)$ are the acceptance and efficiency in each fine bin, and $N_{\text{fine}}^{\text{bin}}$ is the number of fine bins contained in each p_T interval. This procedure accounts for the large variation in acceptance and efficiency over the wide p_T bins, relying on the p_T spectrum from the data. The number of signal events in each fine bin is determined using a sideband-subtraction technique. The ratios of the acceptances and efficiencies, listed in table 1, are different from unity because of small differences in the X(3872) and $\psi(2S)$ decay kinematics.

Studies are performed to verify the description of the data by the simulations and to determine the systematic uncertainties. These are listed in table 2 and described in the following.

- *Fit functions.* The systematic uncertainty in the signal extraction from the invariant-mass spectrum is determined by variation of the fit parametrization independently for the X(3872) and $\psi(2S)$. Using a third-order Chebyshev polynomials for the backgrounds or the sum of a Gaussian and a Crystal Ball [24] function for the signal, variations of 1–2% are found. Fixing the X(3872) and $\psi(2S)$ mass difference to the PDG value [14] in the fit changes the result by less than 1%.
- *Muon-pair efficiency.* Systematic uncertainties in muon efficiencies largely cancel in the cross section ratio measurement. Single-muon efficiencies are determined from J/ψ events using a tag-and-probe technique on both the data and simulation [12]. The systematic uncertainty in the cross section ratio from this source is less than 1%.
- *Pion-pair efficiency.* The systematic uncertainty in the efficiency for the reconstruction of the pion pair is determined by comparison of the measured and simulated event yields from $\psi(2S) \rightarrow J/\psi\pi^+\pi^-$ and $\psi(2S) \rightarrow \mu^+\mu^-$ decays. After corrections for the branching fractions [14] and differences in the acceptance and efficiency for the muon pair, the ratio of event yields in the two decay channels differs from unity because of different dipion reconstruction efficiencies. The more precisely measured value $\mathcal{B}(\psi(2S) \rightarrow e^+e^-)$ [14] is used, instead of that for $\psi(2S) \rightarrow \mu^+\mu^-$, assuming lepton universality. Comparison of the simulation with the data reveals differences in dipion efficiency of 5% for $p_T < 15$ GeV and 1% at higher transverse momentum.
- *Efficiency statistical precision.* The efficiency uncertainties introduced by the statistical limitations of the simulated samples is less than 1% in general, rising to 3% for $30 < p_T < 50$ GeV.
- *X(3872) p_T spectrum.* The dependence of the measurement on the transverse momentum spectrum of the X(3872) is estimated by repeating the analysis with a simulation including colour-octet contributions [21, 22]. Simulations with and without colour-octet contributions lead to large variations of the p_T spectra that are still compatible with the data. The differences between these two cases, 2–5% on R_{fiducial} and 5–6% on R , are taken as the systematic uncertainty. Variations of similar size are obtained when reweighting the simulated X(3872) p_T spectrum to match the data. The uncertainty in the p_T spectrum extracted from the data is also considered as a source of systematic uncertainty, which is added in quadrature. The uncertainty in R_{fiducial} is found to be 2–5%. The rapidly changing acceptance as a function of transverse momentum makes the R measurement very sensitive to the p_T spectrum, in particular for low transverse momentum and for the p_T -integrated result. The uncertainty in R is 11% in the first p_T bin and 1–7% elsewhere.
- *$\psi(2S)$ p_T spectrum.* For the $\psi(2S)$, the simulated p_T spectrum is reweighted to match the distribution observed in data, and the efficiency and acceptance corrections are recalculated. The change in the cross section ratios, both for R_{fiducial} and R , is about 4% in the lowest transverse momentum bin and 1–3% elsewhere.

Source	Relative uncertainty (%)
Common to R_{fiducial} and R	
Fit functions	1–2
$\epsilon(\mu^+\mu^-)$	< 1
$\epsilon(\pi^+\pi^-)$	1–5
Efficiency statistical precision	1–3
Specific to R_{fiducial}	
X(3872) p_T spectrum	2–5
$\psi(2S)$ p_T spectrum	1–4
Total systematic uncertainty in R_{fiducial}	4–8
Specific to R	
X(3872) p_T spectrum	1–11
$\psi(2S)$ p_T spectrum	1–4
$m(\pi^+\pi^-)$ spectrum	1–2
Acceptance statistical precision	1–3
Total systematic uncertainty in R	5–13

Table 2. Summary of the relative systematic uncertainties for R_{fiducial} and R . The variation over the p_T bins is given. The systematic sources common to both R_{fiducial} and R are reported at the top, followed by those affecting only R_{fiducial} and only R .

- *$m(\pi^+\pi^-)$ spectrum.* The dipion invariant-mass spectrum of the $X(3872) \rightarrow J/\psi\pi^+\pi^-$ decay is extracted from the data, as described in section 7, and compared with the expectations from the simulated samples. The dependence of the efficiency corrections on the dipion invariant mass is weak, and the systematic uncertainty in R_{fiducial} is negligible. The dependence of R on the assumed invariant-mass spectrum of the pion pair is estimated by reweighting the generated dipion invariant-mass spectrum to match the data. This leads to changes in the cross section ratio R of up to 2%.
- *Acceptance statistical precision.* The uncertainty in the estimate of the dimuon and dipion acceptances owing to the statistical limitations of the simulated samples is 1%, rising to 3% at high transverse momentum.

The stability over time of the $J/\psi \rightarrow \mu^+\mu^-$ yield relative to the $\psi(2S) \rightarrow J/\psi\pi^+\pi^-$ yield verifies that the muon and track selections used in the analysis are not sensitive to beam conditions or the amount of pileup.

Adding all the systematic uncertainties in quadrature, a total systematic uncertainty of 4–8% in R_{fiducial} and 5–13% in R is obtained.

The cross section ratio is determined as a function of the transverse momentum of the $J/\psi\pi^+\pi^-$ system. The results for both R_{fiducial} (eq. (4.2)) and the fully acceptance-corrected R (eq. (4.1)) are listed in table 3 and shown in figure 3. No significant dependence

Dataset	p_T (GeV)	R_{fiducial}	R
2011a	10–13.5	$0.0767 \pm 0.0082 \pm 0.0059$	$0.0727 \pm 0.0079 \pm 0.0097$
2011a+b	13.5–15	$0.0728 \pm 0.0076 \pm 0.0044$	$0.0671 \pm 0.0072 \pm 0.0044$
2011a+b	15–18	$0.0724 \pm 0.0056 \pm 0.0042$	$0.0687 \pm 0.0055 \pm 0.0051$
2011a+b	18–30	$0.0611 \pm 0.0042 \pm 0.0025$	$0.0601 \pm 0.0042 \pm 0.0042$
2011a+b	30–50	$0.075 \pm 0.012 \pm 0.004$	$0.078 \pm 0.013 \pm 0.004$
2011a+b	10–50	$0.0694 \pm 0.0029 \pm 0.0036$	$0.0656 \pm 0.0029 \pm 0.0065$

Table 3. The ratios of the measured cross sections times branching fractions, R_{fiducial} and R , as a function of the transverse momentum of the $J/\psi\pi^+\pi^-$ system, together with their statistical and systematic uncertainties, respectively. For the first bin in transverse momentum, only the data from the period 2011a are included.

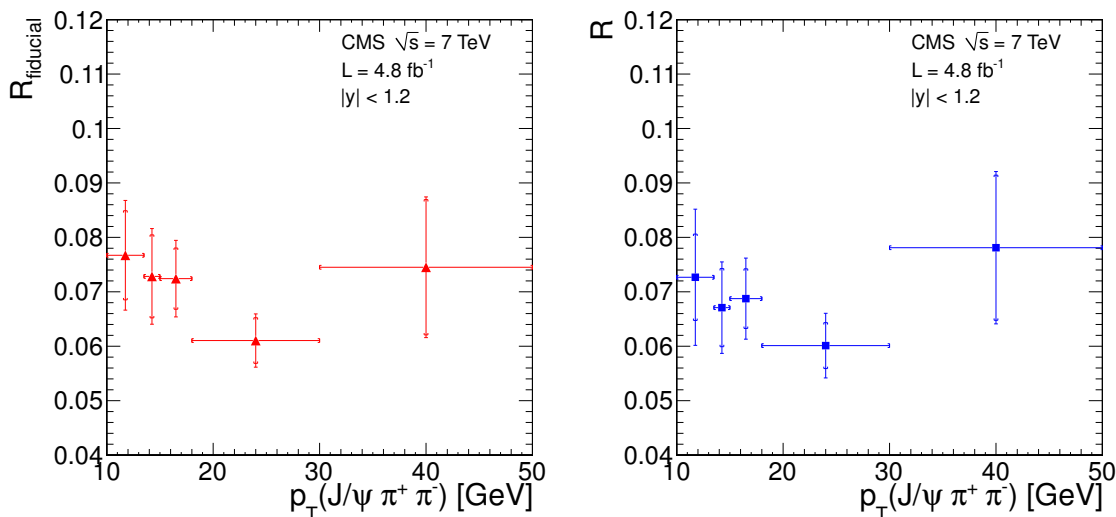


Figure 3. Ratios of the X(3872) and $\psi(2S)$ cross sections times branching fractions, without (R_{fiducial} , left) and with (R , right) acceptance corrections for the muon and pion pairs, as a function of p_T . The inner error bars indicate the statistical uncertainty and the outer error bars represent the total uncertainty. The data points are placed at the centre of each p_T bin.

on transverse momentum is observed for either quantity. These results are obtained under the assumption that the X(3872) quantum numbers are $J^{PC} = 1^{++}$, as favoured by existing data [5, 19], and no systematic uncertainty is assigned to cover other cases.

In the simulations, unpolarized X(3872) and $\psi(2S)$ states are assumed. To evaluate the impact of other polarization scenarios, it is assumed that the X(3872) and the J/ψ from the $X(3872) \rightarrow J/\psi\pi^+\pi^-$ decay have the same polarization. The polarization of the J/ψ is varied in extreme scenarios, corresponding to fully longitudinal or fully transverse polarization in the helicity and Collins-Soper frames [25]. The same variations are performed separately for the J/ψ from X(3872) decays and for the $\psi(2S)$. The observed relative shifts

Polarization		Relative shifts (%)	Polarization		Relative shifts (%)
X(3872)	$\psi(2S)$		X(3872)	$\psi(2S)$	
CST	CSL	-28	CST	unpol	-8
CSL	CST	+31	CSL	unpol	+22
HXT	HXL	+86	HXT	unpol	+28
HXL	HXT	-49	HXL	unpol	-31
CST	CST	-1	unpol	CST	+8
CSL	CSL	-5	unpol	CSL	-22
HXT	HXT	-6	unpol	HXT	-27
HXL	HXL	-1	unpol	HXL	+25

Table 4. Relative variations, in percent, of the integrated cross section ratio R for different X(3872) and $\psi(2S)$ polarization hypotheses: transversely (longitudinally) polarized J/ψ are denoted as CST (CSL) in the Collins-Soper frame and HXT (HXL) in the helicity frame. Unpolarized scenarios (labelled unpol) are also included.

of the cross section ratio R are listed in table 4. Small effects are found in scenarios where both the X(3872) and the $\psi(2S)$ have the same polarization. Assuming only one of the two states is unpolarized leads to variations of about 30% in the helicity frame and up to 20% in the Collins-Soper frame. Scenarios with transversely polarized X(3872) and longitudinally polarized $\psi(2S)$ give variations of up to 90% for the helicity frame and 30% for the Collins-Soper frame. In contrast, the fiducial cross section ratio R_{fiducial} is largely insensitive to polarization assumptions, showing maximal variations of 4%.

5 Measurement of the nonprompt fraction

The relative contribution to the total X(3872) yield resulting from decays of B hadrons, often referred to as the nonprompt fraction, is determined from the decay lifetime distribution. The measurement is performed with the same J/ψ and $\pi^+\pi^-$ acceptance criteria presented above. The “pseudo-proper” decay length ℓ_{xy} is defined in the plane transverse to the beam direction as the distance between the vertex formed by the four tracks of the $J/\psi\pi^+\pi^-$ system and the closest reconstructed primary vertex along the beam direction, corrected by the transverse Lorentz boost of the $J/\psi\pi^+\pi^-$ candidate. An event sample enriched in X(3872) candidates from B decays is selected by requiring that ℓ_{xy} be larger than $100\ \mu\text{m}$. This selection retains about 80% of the nonprompt X(3872) candidates, while the contribution from prompt X(3872) is smaller than 0.1%, as determined from simulation. The simulated ℓ_{xy} distribution is verified using the corresponding distribution from the $\psi(2S)$ data sample. The nonprompt fraction is then obtained from the ratio between the signal yields in this B-hadron-enriched sample and the signal yields in the inclusive sample, after correction for the efficiencies of the decay-length-selection criteria, as determined from simulations of prompt and nonprompt X(3872) states. The signal

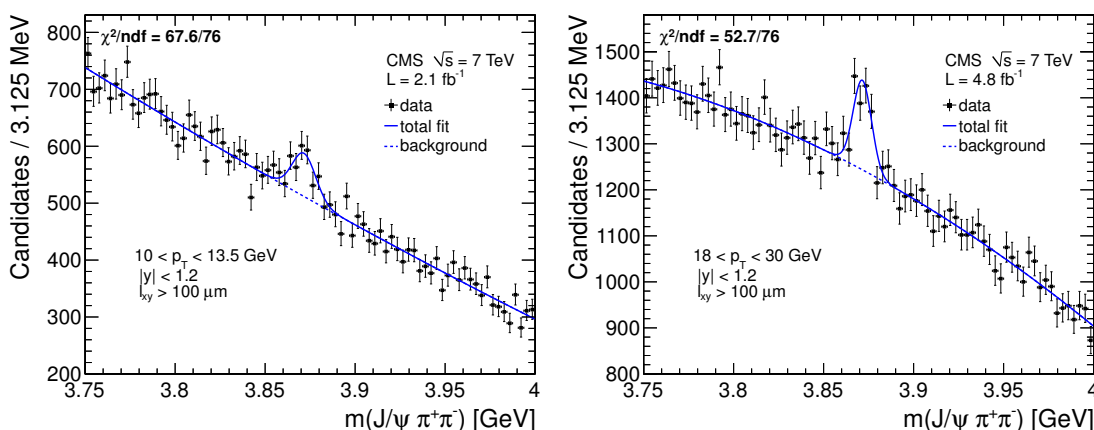


Figure 4. The $J/\psi\pi^+\pi^-$ invariant-mass distribution in the X(3872) region for $p_T = 10\text{--}13.5$ GeV (left) and $18\text{--}30$ GeV (right) in a B-enriched sample. The lines represent the signal-plus-background fits (solid) and the background-only components (dashed). The χ^2/ndf of the fit is also reported.

yields are extracted from fits to the $J/\psi\pi^+\pi^-$ invariant-mass spectrum, as described in section 4. In the fits to the B-hadron-enriched sample, the fit parameters for the mass and width are fixed to those determined from the full sample. Figure 4 shows examples of fitted invariant-mass distributions for the B-hadron-enriched sample.

The measurement is found to be stable with respect to variations of the pseudo-proper-decay-length requirement between 50 and $250\ \mu\text{m}$. Application of the same method to $\psi(2S)$ candidates yields the same result as previously measured [12]. In an alternative method, similar to the one used in ref. [12], a two-dimensional fit to the invariant mass and the pseudo-proper decay length is performed. The ℓ_{xy} resolution is described by a function that depends on the uncertainty in the pseudo-proper-decay-length measurement, as determined event-by-event from the covariance matrices of the fits to the primary and secondary vertices. This function is obtained for signal and background, respectively, from the invariant-mass distribution after sideband subtraction [26] and from the sideband regions. These distributions are used to fix the lifetime parameters in the two-dimensional fit to correctly model the pseudo-proper-decay-length resolution. The validity of both methods has also been verified with simulated prompt and nonprompt X(3872) events for the signal, and combining from data the J/ψ and same-sign tracks into a $J/\psi\pi\pi$ candidate for the non-resonant background. Repeating the analyses on these samples, the nonprompt fractions are consistent with those used in the simulation. While both methods agree, the method utilizing the requirement on ℓ_{xy} is chosen since it has the smaller systematic uncertainty.

Detailed studies are performed to determine the systematic uncertainties listed in table 5 and described in the following. The selection of the primary vertex is modified by choosing the vertex with the smallest impact parameter along the beam direction for the X(3872) candidate, instead of the one closest to the four-track vertex along the beam direction. This variation changes the measured nonprompt fraction by 1%. The systematic uncertainties related to signal extraction, determined by changing the

Source	Relative uncertainty (%)
Vertex estimation	1
Background parametrization	2–3
Efficiency	3–8
Decay length resolution	4
Pileup	2
Total systematic uncertainty	6–10

Table 5. Summary of systematic uncertainties in the X(3872) nonprompt fraction.

Dataset	p_T (GeV)	X(3872) nonprompt fraction
2011a	10–13.5	$0.272 \pm 0.057 \pm 0.016$
2011a+b	13.5–15	$0.182 \pm 0.052 \pm 0.013$
2011a+b	15–18	$0.246 \pm 0.043 \pm 0.015$
2011a+b	18–30	$0.297 \pm 0.042 \pm 0.021$
2011a+b	30–50	$0.301 \pm 0.097 \pm 0.030$
2011a+b	10–50	$0.263 \pm 0.023 \pm 0.016$

Table 6. The X(3872) nonprompt fractions, not corrected for acceptance, as a function of the transverse momentum, together with their statistical and systematic uncertainties, respectively.

background functions, are 2–3%. The difference between the reconstruction efficiency for prompt and nonprompt production, 8% for the highest transverse momentum bin and 3–4% elsewhere, is taken as the systematic uncertainty. The uncertainty from the simulation of the pseudo-proper-decay-length resolution is estimated by comparing the ℓ_{xy} distribution from a simulated $\psi(2S)$ sample with that from data. The change in the nonprompt fraction when relying on the ℓ_{xy} resolution from data is 4%. Finally, the systematic uncertainty from the description of pileup events is evaluated from the dependence of the result on the number of primary vertices in the event and estimated to be 2%. From these estimates a total systematic uncertainty of 6–10% is obtained.

The final results are listed in table 6 and shown in figure 5 as a function of p_T . The X(3872) nonprompt fraction reveals no significant dependence on transverse momentum and the integrated value is significantly smaller than that for the $\psi(2S)$ [12]. The results are obtained under the assumption that effects related to the X(3872) polarization cancel in the nonprompt fraction measurement, and therefore no systematic uncertainty is assigned for polarization effects.

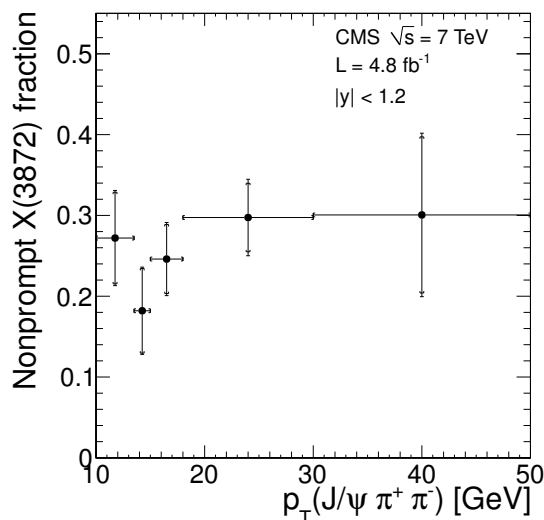


Figure 5. Measured X(3872) nonprompt fraction, uncorrected for acceptance, as a function of p_T . The inner error bars indicate the statistical uncertainty and the outer error bars represent the total uncertainty. The data points are placed at the centre of each p_T bin.

6 Determination of the prompt X(3872) production cross section

The cross section times branching fraction for prompt X(3872) production is determined from the measurement of the cross section ratio and the nonprompt fraction, described above, combined with a previous result of the prompt $\psi(2S)$ cross section [12]. The latter measurement was performed using the $\psi(2S) \rightarrow \mu^+\mu^-$ decay mode and provides results as a function of transverse momentum up to 30 GeV and for the rapidity range $|y| < 1.2$. The prompt X(3872) cross section times branching fraction into $J/\psi\pi^+\pi^-$ is given by

$$\sigma_{X(3872)}^{\text{prompt}} \cdot \mathcal{B}(X(3872) \rightarrow J/\psi\pi^+\pi^-) = \frac{1 - f_{X(3872)}^B}{1 - f_{\psi(2S)}^B} \cdot R \cdot \left(\sigma_{\psi(2S)}^{\text{prompt}} \cdot \mathcal{B}(\psi(2S) \rightarrow \mu^+\mu^-) \right) \cdot \frac{\mathcal{B}(\psi(2S) \rightarrow J/\psi\pi^+\pi^-)}{\mathcal{B}(\psi(2S) \rightarrow \mu^+\mu^-)},$$

where $\sigma_{\psi(2S)}^{\text{prompt}} \cdot \mathcal{B}(\psi(2S) \rightarrow \mu^+\mu^-)$ is the measured prompt $\psi(2S)$ cross section times $\psi(2S) \rightarrow \mu^+\mu^-$ branching fraction [12], R is the cross section ratio reported in section 4, and $f_{X(3872)}^B$ and $f_{\psi(2S)}^B$ are the nonprompt fractions for X(3872) and $\psi(2S)$, respectively. In the calculation, the branching fraction $\mathcal{B}(\psi(2S) \rightarrow J/\psi\pi^+\pi^-)$ is taken from ref. [14], and $\mathcal{B}(\psi(2S) \rightarrow \mu^+\mu^-)$ is taken to be equal to the more precisely known $\mathcal{B}(\psi(2S) \rightarrow e^+e^-)$ [14].

The corresponding differential cross section for prompt X(3872) production times the branching fraction to $J/\psi\pi^+\pi^-$ as a function of transverse momentum, in the rapidity region $|y| < 1.2$, is listed in table 7 and shown in figure 6. No cancellation of systematic uncertainties is assumed in the combination. The main sources of systematic uncertainty are related to the measurement of the ratio R and the background lifetime fit in the measurement of the prompt $\psi(2S)$ cross section [12]. A calculation of the predicted

p_T (GeV)	$d\sigma_{X(3872)}^{\text{prompt}}/dp_T \cdot \mathcal{B}(X(3872) \rightarrow J/\psi\pi^+\pi^-)$ (nb/GeV)
10–13.5	$0.211 \pm 0.034 \pm 0.035$
13.5–15	$0.081 \pm 0.013 \pm 0.010$
15–18	$0.0390 \pm 0.0054 \pm 0.0042$
18–30	$0.0068 \pm 0.0009 \pm 0.0009$

Table 7. Prompt X(3872) differential cross section times branching fraction $\mathcal{B}(X(3872) \rightarrow J/\psi\pi^+\pi^-)$ as a function of transverse momentum of the $J/\psi\pi^+\pi^-$ system. The uncertainties shown are statistical and systematic, respectively.

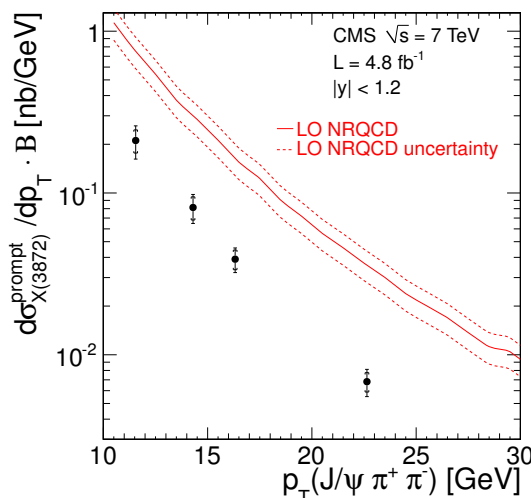


Figure 6. Measured differential cross section for prompt X(3872) production times branching fraction $\mathcal{B}(X(3872) \rightarrow J/\psi\pi^+\pi^-)$ as a function of p_T . The inner error bars indicate the statistical uncertainty and the outer error bars represent the total uncertainty. Predictions from a NRQCD model [11] are shown by the solid line, with the dotted lines representing the uncertainty. The data points are placed where the value of the theoretical prediction is equal to its mean value over each bin, according to the prescription in [28].

differential cross section for prompt X(3872) production in pp collisions at $\sqrt{s} = 7$ TeV has been made using the NRQCD factorization formalism, assuming the X(3872) is formed from a $c\bar{c}$ pair with negligible relative momentum [11]. This calculation is normalized using Tevatron measurements [9, 27] with the statistical uncertainty obtained from the experimental input data. The predictions from ref. [11] were modified by the authors to match the phase-space of the measurement presented in this paper. Comparisons of this prediction with the data, in figure 6, demonstrates that, while the shape is reasonably well described, the predicted cross section is much larger than observed in data.

The integrated prompt X(3872) cross section times branching fraction for the kinematic region $10 < p_T < 30$ GeV and $|y| < 1.2$ is also determined. In this kinematic region, the ratio of cross section times branching fraction for X(3872) and $\psi(2S)$ is $R = 0.0682 \pm$

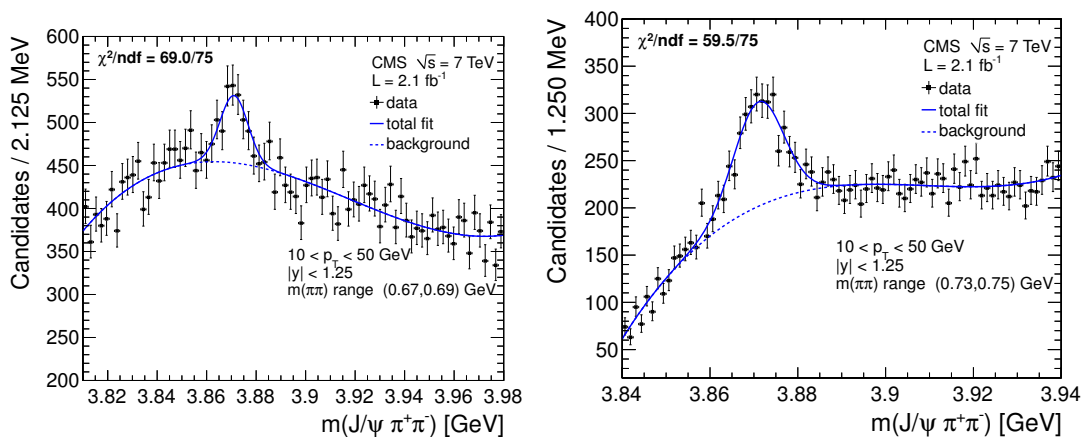


Figure 7. Examples of the $J/\psi\pi^+\pi^-$ invariant-mass spectrum for the dipion invariant-mass intervals 0.67–0.69 GeV (left) and 0.73–0.75 GeV (right). The lines represent the signal-plus-background fit (solid) and the background-only component (dashed).

$0.0032 \text{ (stat.)} \pm 0.0065 \text{ (syst.)}$, and the nonprompt X(3872) fraction is $0.260 \pm 0.024 \text{ (stat.)} \pm 0.016 \text{ (syst.)}$. From these results, the measured integrated cross section for prompt X(3872) production times branching fraction is:

$$\begin{aligned} \sigma^{\text{prompt}}(\text{pp} \rightarrow \text{X}(3872) + \text{anything}) \cdot \mathcal{B}(\text{X}(3872) \rightarrow J/\psi\pi^+\pi^-) \\ = 1.06 \pm 0.11 \text{ (stat.)} \pm 0.15 \text{ (syst.) nb.} \end{aligned}$$

This result assumes that the X(3872) and $\psi(2S)$ states are unpolarized. The NRQCD prediction for the prompt X(3872) cross section times branching fraction in the kinematic region of this analysis is $4.01 \pm 0.88 \text{ nb}$ [11], significantly above the measured value.

7 Measurement of the $\pi^+\pi^-$ invariant-mass distribution

The decay properties of the X(3872) are further investigated with a measurement of the $\pi^+\pi^-$ invariant-mass distribution from X(3872) decays to $J/\psi\pi^+\pi^-$. Here, the same event selection as described in section 3 is applied. The event sample 2011a is used, with a transverse momentum threshold of 7 GeV for the muon pair, within the kinematic range $10 < p_T < 50 \text{ GeV}$ and $|y| < 1.25$ for the $J/\psi\pi^+\pi^-$. In this sample, the X(3872) yield with the $\pi^+\pi^-$ invariant mass larger than 0.5 GeV is determined from a fit to the $J/\psi\pi^+\pi^-$ invariant-mass spectrum to be 6302 ± 346 , where the uncertainty is statistical only. The $m(\pi^+\pi^-) > 0.5 \text{ GeV}$ criterion is imposed to remove events with low efficiency owing to the requirement on the Q value of the decay.

To extract the dipion invariant-mass spectrum from X(3872) decays, the event sample is divided into twelve intervals of dipion invariant mass in the range $0.5 < m(\pi^+\pi^-) < 0.78 \text{ GeV}$. In each interval, a maximum-likelihood fit to the $J/\psi\pi^+\pi^-$ invariant-mass distribution is performed, where the signal is modelled with a single Gaussian. The position and width of the X(3872) signal are fixed to the values

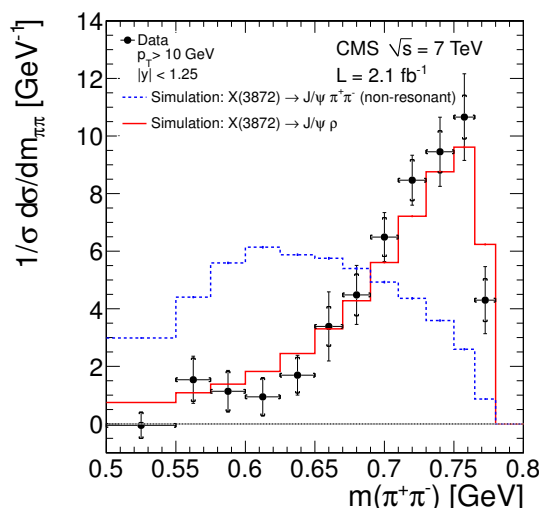


Figure 8. Dipion invariant-mass spectrum for $X(3872) \rightarrow J/\psi\pi^+\pi^-$ decays corrected for acceptance and efficiency. The distribution is normalized to unity by dividing by the total cross section for $0.5 < m(\pi^+\pi^-) < 0.78$ GeV. The inner error bars indicate the statistical uncertainty and the outer error bars represent the total uncertainty. The results are compared to results from EVTGEN with (solid line) and without (dotted line) an intermediate ρ^0 decay.

obtained in the fit to the full sample, except for the last interval, 0.765–0.78 GeV, where the mean and width of the Gaussian are left free to accommodate possible distortions of the signal shape near the upper kinematic limit. The background shape in $m(\pi^+\pi^-)$ intervals is different from the one for the entire $m(\pi^+\pi^-)$ spectrum, and a third-order Chebyshev polynomial is used to model it, with the parameters left free in the fit. The $J/\psi\pi^+\pi^-$ invariant-mass spectra for two of the $\pi^+\pi^-$ invariant-mass intervals are shown in figure 7.

The $X(3872)$ dipion invariant-mass distribution is extracted from the signal yields obtained from the fits to the data in each interval, after correction for detector acceptance and efficiencies, as estimated from the simulation. The resulting dipion invariant-mass spectrum, normalized to the total cross section in the interval $0.5 < m(\pi^+\pi^-) < 0.78$ GeV, is presented in figure 8. The data are compared to $X(3872)$ signal simulations with and without an intermediate ρ^0 in the $J/\psi\pi^+\pi^-$ decay (generation details are described in section 3). The assumption of an intermediate ρ^0 decay gives better agreement with the data, confirming previous measurements [7, 20].

Detailed studies are performed to determine the systematic uncertainties. Scenarios with and without an intermediate ρ^0 provide acceptance and efficiency corrections that are very similar. The impact on the acceptance correction from uncertainties in the $X(3872)$ transverse-momentum spectrum is found by varying the simulated p_T spectra and generated p_T distribution to match the data. Variations of the corrected yields by 4–6% are observed and considered as a systematic uncertainty.

The fits to the invariant-mass distributions are done with both free and fixed $X(3872)$ mass and width. In addition, for modelling of the background in the higher dipion invariant-

mass bins, a convolution of an exponential and an error functions is used, with a turn-on value constrained to be close to the kinematic limit for each $m(\pi^+\pi^-)$ bin. These variations yield maximal variations of the yields by 10–20%, and constitute the dominant systematic uncertainty in the measurement of the dipion invariant-mass distribution.

8 Summary

The X(3872) production cross section has been measured in pp collision at $\sqrt{s} = 7$ TeV, with data collected by the CMS experiment, corresponding to an integrated luminosity of 4.8 fb^{-1} . The measurement makes use of the decays of the X(3872) and $\psi(2S)$ states into $J/\psi\pi^+\pi^-$, with subsequent decay of the J/ψ into two muons. The ratio of the inclusive cross section times branching fraction of the X(3872) and $\psi(2S)$ in the kinematic region $10 < p_T < 50$ GeV and $|y| < 1.2$ is $R = 0.0656 \pm 0.0029$ (stat.) ± 0.0065 (syst.). When restricted to the measured phase-space of the muon and pion pairs, the ratio is $R_{\text{fiducial}} = 0.0694 \pm 0.0029$ (stat.) ± 0.0036 (syst.). These ratios show no significant dependence on the transverse momentum of the $J/\psi\pi^+\pi^-$ system. The results have been obtained with the assumption that the X(3872) has quantum numbers $J^{PC} = 1^{++}$ and that both the X(3872) and the $\psi(2S)$ are unpolarized. Variations of the results for different polarization assumptions have also been reported. The fraction of X(3872) originating from B-hadron decays is 0.263 ± 0.023 (stat.) ± 0.016 (syst.), again assuming the X(3872) is unpolarized. No significant dependence on transverse momentum is found. From these measurements, the cross section for prompt X(3872) production times branching fraction into $J/\psi\pi^+\pi^-$ has been extracted, using a previous CMS measurement of the cross section for prompt $\psi(2S)$ production. A value of $\sigma^{\text{prompt}}(\text{pp} \rightarrow \text{X}(3872) + \text{anything}) \cdot \mathcal{B}(\text{X}(3872) \rightarrow J/\psi\pi^+\pi^-) = 1.06 \pm 0.11$ (stat.) ± 0.15 (syst.) nb is found for the kinematic range $10 < p_T < 30$ GeV and $|y| < 1.2$. This result is also made under the assumption that the X(3872) and $\psi(2S)$ states are unpolarized. The NRQCD predictions for prompt X(3872) production at the LHC significantly exceed the measured value, while the p_T dependence is reasonably well described. The measured dipion mass spectrum for $\text{X}(3872) \rightarrow J/\psi\pi^+\pi^-$ clearly favours the presence of an intermediate ρ^0 state.

Acknowledgments

We would like to thank Pierre Artoisenet and Eric Braaten for modifying their theoretical predictions [11] to match the phase-space of our measurement.

We congratulate our colleagues in the CERN accelerator departments for the excellent performance of the LHC and thank the technical and administrative staffs at CERN and at other CMS institutes for their contributions to the success of the CMS effort. In addition, we gratefully acknowledge the computing centres and personnel of the Worldwide LHC Computing Grid for delivering so effectively the computing infrastructure essential to our analyses. Finally, we acknowledge the enduring support for the construction and operation of the LHC and the CMS detector provided by the following funding agencies: the Austrian Federal Ministry of Science and Research and the Austrian Science

Fund; the Belgian Fonds de la Recherche Scientifique, and Fonds voor Wetenschappelijk Onderzoek; the Brazilian Funding Agencies (CNPq, CAPES, FAPERJ, and FAPESP); the Bulgarian Ministry of Education, Youth and Science; CERN; the Chinese Academy of Sciences, Ministry of Science and Technology, and National Natural Science Foundation of China; the Colombian Funding Agency (COLCIENCIAS); the Croatian Ministry of Science, Education and Sport; the Research Promotion Foundation, Cyprus; the Ministry of Education and Research, Recurrent financing contract SF0690030s09 and European Regional Development Fund, Estonia; the Academy of Finland, Finnish Ministry of Education and Culture, and Helsinki Institute of Physics; the Institut National de Physique Nucléaire et de Physique des Particules / CNRS, and Commissariat à l'Énergie Atomique et aux Énergies Alternatives / CEA, France; the Bundesministerium für Bildung und Forschung, Deutsche Forschungsgemeinschaft, and Helmholtz-Gemeinschaft Deutscher Forschungszentren, Germany; the General Secretariat for Research and Technology, Greece; the National Scientific Research Foundation, and National Office for Research and Technology, Hungary; the Department of Atomic Energy and the Department of Science and Technology, India; the Institute for Studies in Theoretical Physics and Mathematics, Iran; the Science Foundation, Ireland; the Istituto Nazionale di Fisica Nucleare, Italy; the Korean Ministry of Education, Science and Technology and the World Class University program of NRF, Republic of Korea; the Lithuanian Academy of Sciences; the Mexican Funding Agencies (CINVESTAV, CONACYT, SEP, and UASLP-FAI); the Ministry of Science and Innovation, New Zealand; the Pakistan Atomic Energy Commission; the Ministry of Science and Higher Education and the National Science Centre, Poland; the Fundação para a Ciência e a Tecnologia, Portugal; JINR (Armenia, Belarus, Georgia, Ukraine, Uzbekistan); the Ministry of Education and Science of the Russian Federation, the Federal Agency of Atomic Energy of the Russian Federation, Russian Academy of Sciences, and the Russian Foundation for Basic Research; the Ministry of Science and Technological Development of Serbia; the Secretaría de Estado de Investigación, Desarrollo e Innovación and Programa Consolider-Ingenio 2010, Spain; the Swiss Funding Agencies (ETH Board, ETH Zurich, PSI, SNF, UniZH, Canton Zurich, and SER); the National Science Council, Taipei; the Thailand Center of Excellence in Physics, the Institute for the Promotion of Teaching Science and Technology of Thailand and the National Science and Technology Development Agency of Thailand; the Scientific and Technical Research Council of Turkey, and Turkish Atomic Energy Authority; the Science and Technology Facilities Council, U.K.; the U.S. Department of Energy, and the US National Science Foundation.

Individuals have received support from the Marie-Curie programme and the European Research Council (European Union); the Leventis Foundation; the A. P. Sloan Foundation; the Alexander von Humboldt Foundation; the Belgian Federal Science Policy Office; the Fonds pour la Formation à la Recherche dans l'Industrie et dans l'Agriculture (FRIA-Belgium); the Agentschap voor Innovatie door Wetenschap en Technologie (IWT-Belgium); the Ministry of Education, Youth and Sports (MEYS) of Czech Republic; the Council of Science and Industrial Research, India; the Compagnia di San Paolo (Torino); and the HOMING PLUS programme of Foundation for Polish Science, cofinanced from European Union, Regional Development Fund.

Open Access. This article is distributed under the terms of the Creative Commons Attribution License which permits any use, distribution and reproduction in any medium, provided the original author(s) and source are credited.

References

- [1] BELLE collaboration, S. Choi et al., *Observation of a narrow charmonium-like state in exclusive $B^\pm \rightarrow K^\pm \pi^+ \pi^- J/\psi$ decays*, *Phys. Rev. Lett.* **91** (2003) 262001 [[hep-ex/0309032](#)] [[INSPIRE](#)].
- [2] BABAR collaboration, B. Aubert et al., *Study of the $B \rightarrow J/\psi K^- \pi^+ \pi^-$ decay and measurement of the $B \rightarrow X(3872)K^-$ branching fraction*, *Phys. Rev. D* **71** (2005) 071103 [[hep-ex/0406022](#)] [[INSPIRE](#)].
- [3] CDF collaboration, D. Acosta et al., *Observation of the narrow state $X(3872) \rightarrow J/\psi \pi^+ \pi^-$ in $p\bar{p}$ collisions at $\sqrt{s} = 1.96$ TeV*, *Phys. Rev. Lett.* **93** (2004) 072001 [[hep-ex/0312021](#)] [[INSPIRE](#)].
- [4] D0 collaboration, V. Abazov et al., *Observation and properties of the $X(3872)$ decaying to $J/\psi \pi^+ \pi^-$ in $p\bar{p}$ collisions at $\sqrt{s} = 1.96$ TeV*, *Phys. Rev. Lett.* **93** (2004) 162002 [[hep-ex/0405004](#)] [[INSPIRE](#)].
- [5] N. Brambilla et al., *Heavy quarkonium: progress, puzzles and opportunities*, *Eur. Phys. J. C* **71** (2011) 1534 [[arXiv:1010.5827](#)] [[INSPIRE](#)].
- [6] CDF collaboration, A. Abulencia et al., *Analysis of the quantum numbers J^{PC} of the $X(3872)$* , *Phys. Rev. Lett.* **98** (2007) 132002 [[hep-ex/0612053](#)] [[INSPIRE](#)].
- [7] BELLE collaboration, S.-K. Choi et al., *Bounds on the width, mass difference and other properties of $X(3872) \rightarrow \pi^+ \pi^- J/\psi$ decays*, *Phys. Rev. D* **84** (2011) 052004 [[arXiv:1107.0163](#)] [[INSPIRE](#)].
- [8] LHCb collaboration, *Observation of $X(3872)$ production in pp collisions at $\sqrt{s} = 7$ TeV*, *Eur. Phys. J. C* **72** (2012) 1972 [[arXiv:1112.5310](#)] [[INSPIRE](#)].
- [9] CDF collaboration, G. Bauer et al., *The $X(3872)$ at CDF II*, *Int. J. Mod. Phys. A* **20** (2005) 3765 [[hep-ex/0409052](#)] [[INSPIRE](#)].
- [10] C. Bignamini, B. Grinstein, F. Piccinini, A. Polosa and C. Sabelli, *Is the $X(3872)$ production cross section at Tevatron compatible with a hadron molecule interpretation?*, *Phys. Rev. Lett.* **103** (2009) 162001 [[arXiv:0906.0882](#)] [[INSPIRE](#)].
- [11] P. Artoisenet and E. Braaten, *Production of the $X(3872)$ at the Tevatron and the LHC*, *Phys. Rev. D* **81** (2010) 114018 [[arXiv:0911.2016](#)] [[INSPIRE](#)].
- [12] CMS collaboration, *J/ψ and $\psi(2S)$ production in pp collisions at $\sqrt{s} = 7$ TeV*, *JHEP* **02** (2012) 011 [[arXiv:1111.1557](#)] [[INSPIRE](#)].
- [13] CMS collaboration, *The CMS experiment at the CERN LHC*, *JINST* **3** (2008) S08004 [[INSPIRE](#)].
- [14] PARTICLE DATA GROUP, J. Beringer et al., *Review of particle physics (RPP)*, *Phys. Rev. D* **86** (2012) 010001 [[INSPIRE](#)].
- [15] T. Sjöstrand, S. Mrenna and P.Z. Skands, *PYTHIA 6.4 physics and manual*, *JHEP* **05** (2006) 026 [[hep-ph/0603175](#)] [[INSPIRE](#)].

- [16] D. Lange, *The EVTGEN particle decay simulation package*, *Nucl. Instrum. Meth. A* **462** (2001) 152 [INSPIRE].
- [17] E. Barberio, B. van Eijk and Z. Was, *PHOTOS: a universal Monte Carlo for QED radiative corrections in decays*, *Comput. Phys. Commun.* **66** (1991) 115 [INSPIRE].
- [18] E. Barberio and Z. Was, *PHOTOS: a universal Monte Carlo for QED radiative corrections. Version 2.0*, *Comput. Phys. Commun.* **79** (1994) 291 [INSPIRE].
- [19] C. Hanhart, Y. Kalashnikova, A. Kudryavtsev and A. Nefediev, *Remarks on the quantum numbers of $X(3872)$ from the invariant mass distributions of the $\rho J/\psi$ and $\omega J/\psi$ final states*, *Phys. Rev. D* **85** (2012) 011501 [arXiv:1111.6241] [INSPIRE].
- [20] CDF collaboration, A. Abulencia et al., *Measurement of the dipion mass spectrum in $X(3872) \rightarrow J/\psi \pi^+ \pi^-$ decays.*, *Phys. Rev. Lett.* **96** (2006) 102002 [hep-ex/0512074] [INSPIRE].
- [21] M. Krämer, *Quarkonium production at high-energy colliders*, *Prog. Part. Nucl. Phys.* **47** (2001) 141 [hep-ph/0106120] [INSPIRE].
- [22] M. Bargiotti and V. Vagnoni, *Heavy quarkonia sector in PYTHIA 6.324: tuning, validation and perspectives at LHC(b)*, CERN-LHCb-2007-042, CERN, Geneva Switzerland (2007).
- [23] GEANT4 collaboration, S. Agostinelli et al., *GEANT4: a simulation toolkit*, *Nucl. Instrum. Meth. A* **506** (2003) 250 [INSPIRE].
- [24] M.J. Oreglia, *A study of the reactions $\psi' \rightarrow \gamma\gamma\psi$* , Ph.D. thesis, SLAC-R-236, Stanford University, Stanford U.S.A. (1980) [UMI-81-08973] [INSPIRE].
- [25] P. Faccioli, C. Lourenço, J. Seixas and H.K. Wöhri, *Towards the experimental clarification of quarkonium polarization*, *Eur. Phys. J. C* **69** (2010) 657 [arXiv:1006.2738] [INSPIRE].
- [26] J. Hisano, K. Kawagoe and M.M. Nojiri, *A detailed study of the gluino decay into the third generation squarks at the CERN LHC*, *Phys. Rev. D* **68** (2003) 035007 [hep-ph/0304214] [INSPIRE].
- [27] CDF collaboration, T. Aaltonen et al., *Production of $\psi(2S)$ mesons in $p\bar{p}$ collisions at 1.96 TeV*, *Phys. Rev. D* **80** (2009) 031103 [arXiv:0905.1982] [INSPIRE].
- [28] G. Lafferty and T. Wyatt, *Where to stick your data points: the treatment of measurements within wide bins*, *Nucl. Instrum. Meth. A* **355** (1995) 541 [INSPIRE].

The CMS collaboration

Yerevan Physics Institute, Yerevan, Armenia

S. Chatrchyan, V. Khachatryan, A.M. Sirunyan, A. Tumasyan

Institut für Hochenergiephysik der OeAW, Wien, Austria

W. Adam, E. Aguilo, T. Bergauer, M. Dragicevic, J. Erö, C. Fabjan¹, M. Friedl, R. Frühwirth¹, V.M. Ghete, N. Hörmann, J. Hrubec, M. Jeitler¹, W. Kiesenhofer, V. Knünz, M. Krammer¹, I. Krätschmer, D. Liko, I. Mikulec, M. Pernicka[†], D. Rabady², B. Rahbaran, C. Rohringer, H. Rohringer, R. Schöffbeck, J. Strauss, A. Taurok, W. Waltenberger, C.-E. Wulz¹

National Centre for Particle and High Energy Physics, Minsk, Belarus

V. Mossolov, N. Shumeiko, J. Suarez Gonzalez

Universiteit Antwerpen, Antwerpen, Belgium

M. Bansal, S. Bansal, T. Cornelis, E.A. De Wolf, X. Janssen, S. Luyckx, L. Mucibello, S. Ochesanu, B. Roland, R. Rougny, M. Selvaggi, H. Van Haeve, P. Van Mechelen, N. Van Remortel, A. Van Spilbeeck

Vrije Universiteit Brussel, Brussel, Belgium

F. Blekman, S. Blyweert, J. D'Hondt, R. Gonzalez Suarez, A. Kalogeropoulos, M. Maes, A. Olbrechts, S. Tavernier, W. Van Doninck, P. Van Mulders, G.P. Van Onsem, I. Vilella

Université Libre de Bruxelles, Bruxelles, Belgium

B. Clerbaux, G. De Lentdecker, V. Dero, A.P.R. Gay, T. Hreus, A. Léonard, P.E. Marage, A. Mohammadi, T. Reis, L. Thomas, C. Vander Velde, P. Vanlaer, J. Wang

Ghent University, Ghent, Belgium

V. Adler, K. Beernaert, A. Cimmino, S. Costantini, G. Garcia, M. Grunewald, B. Klein, J. Lellouch, A. Marinov, J. McCartin, A.A. Ocampo Rios, D. Ryckbosch, M. Sigamani, N. Strobbe, F. Thyssen, M. Tytgat, S. Walsh, E. Yazgan, N. Zaganidis

Université Catholique de Louvain, Louvain-la-Neuve, Belgium

S. Basescu, G. Bruno, R. Castello, L. Ceard, C. Delaere, T. du Pree, D. Favart, L. Forthomme, A. Giammanco³, J. Hollar, V. Lemaitre, J. Liao, O. Militaru, C. Nuttens, D. Pagano, A. Pin, K. Piotrkowski, J.M. Vizán Garcia

Université de Mons, Mons, Belgium

N. Bely, T. Caebergs, E. Daubie, G.H. Hammad

Centro Brasileiro de Pesquisas Físicas, Rio de Janeiro, Brazil

G.A. Alves, M. Correa Martins Junior, T. Martins, M.E. Pol, M.H.G. Souza

Universidade do Estado do Rio de Janeiro, Rio de Janeiro, Brazil

W.L. Aldá Júnior, W. Carvalho, A. Custódio, E.M. Da Costa, D. De Jesus Damiao, C. De Oliveira Martins, S. Fonseca De Souza, H. Malbouisson, M. Malek, D. Matos Figueiredo, L. Mundim, H. Nogima, W.L. Prado Da Silva, A. Santoro, L. Soares Jorge, A. Sznajder, A. Vilela Pereira

Universidade Estadual Paulista ^a, Universidade Federal do ABC ^b, São Paulo, Brazil

T.S. Anjos^b, C.A. Bernardes^b, F.A. Dias^{a,4}, T.R. Fernandez Perez Tomei^a, E.M. Gregores^b, C. Lagana^a, F. Marinho^a, P.G. Mercadante^b, S.F. Novaes^a, Sandra S. Padula^a

Institute for Nuclear Research and Nuclear Energy, Sofia, Bulgaria

V. Genchev², P. Iaydjiev², S. Piperov, M. Rodozov, S. Stoykova, G. Sultanov, V. Tcholakov, R. Trayanov, M. Vutova

University of Sofia, Sofia, Bulgaria

A. Dimitrov, R. Hadjiiska, V. Kozhuharov, L. Litov, B. Pavlov, P. Petkov

Institute of High Energy Physics, Beijing, China

J.G. Bian, G.M. Chen, H.S. Chen, C.H. Jiang, D. Liang, S. Liang, X. Meng, J. Tao, J. Wang, X. Wang, Z. Wang, H. Xiao, M. Xu, J. Zang, Z. Zhang

State Key Laboratory of Nuclear Physics and Technology, Peking University, Beijing, China

C. Asawatrangkuldee, Y. Ban, Y. Guo, W. Li, S. Liu, Y. Mao, S.J. Qian, H. Teng, D. Wang, L. Zhang, W. Zou

Universidad de Los Andes, Bogota, Colombia

C. Avila, C.A. Carrillo Montoya, J.P. Gomez, B. Gomez Moreno, A.F. Osorio Oliveros, J.C. Sanabria

Technical University of Split, Split, Croatia

N. Godinovic, D. Lelas, R. Plestina⁵, D. Polic, I. Puljak²

University of Split, Split, Croatia

Z. Antunovic, M. Kovac

Institute Rudjer Boskovic, Zagreb, Croatia

V. Brigljevic, S. Duric, K. Kadija, J. Luetic, D. Mekterovic, S. Morovic, L. Tikvica

University of Cyprus, Nicosia, Cyprus

A. Attikis, M. Galanti, G. Mavromanolakis, J. Mousa, C. Nicolaou, F. Ptochos, P.A. Razis

Charles University, Prague, Czech Republic

M. Finger, M. Finger Jr.

Academy of Scientific Research and Technology of the Arab Republic of Egypt, Egyptian Network of High Energy Physics, Cairo, Egypt

Y. Assran⁶, S. Elgammal⁷, A. Ellithi Kamel⁸, M.A. Mahmoud⁹, A. Mahrous¹⁰, A. Radi^{11,12}

National Institute of Chemical Physics and Biophysics, Tallinn, Estonia

M. Kadastik, M. Müntel, M. Murumaa, M. Raidal, L. Rebane, A. Tiko

Department of Physics, University of Helsinki, Helsinki, Finland

P. Eerola, G. Fedi, M. Voutilainen

Helsinki Institute of Physics, Helsinki, Finland

J. Härkönen, A. Heikkinen, V. Karimäki, R. Kinnunen, M.J. Kortelainen, T. Lampén, K. Lassila-Perini, S. Lehti, T. Lindén, P. Luukka, T. Mäenpää, T. Peltola, E. Tuominen, J. Tuominiemi, E. Tuovinen, D. Ungaro, L. Wendland

Lappeenranta University of Technology, Lappeenranta, Finland

A. Korpela, T. Tuuva

DSM/IRFU, CEA/Saclay, Gif-sur-Yvette, France

M. Besancon, S. Choudhury, M. Dejardin, D. Denegri, B. Fabbro, J.L. Faure, F. Ferri, S. Ganjour, A. Givernaud, P. Gras, G. Hamel de Monchenault, P. Jarry, E. Locci, J. Malcles, L. Millischer, A. Nayak, J. Rander, A. Rosowsky, M. Titov

Laboratoire Leprince-Ringuet, Ecole Polytechnique, IN2P3-CNRS, Palaiseau, France

S. Baffioni, F. Beaudette, L. Benhabib, L. Bianchini, M. Bluj¹³, P. Busson, C. Charlot, N. Daci, T. Dahms, M. Dalchenko, L. Dobrzynski, A. Florent, R. Granier de Cassagnac, M. Haguenaer, P. Miné, C. Mironov, I.N. Naranjo, M. Nguyen, C. Ochando, P. Paganini, D. Sabes, R. Salerno, Y. Sirois, C. Veelken, A. Zabi

Institut Pluridisciplinaire Hubert Curien, Université de Strasbourg, Université de Haute Alsace Mulhouse, CNRS/IN2P3, Strasbourg, France

J.-L. Agram¹⁴, J. Andrea, D. Bloch, D. Bodin, J.-M. Brom, M. Cardaci, E.C. Chabert, C. Collard, E. Conte¹⁴, F. Drouhin¹⁴, J.-C. Fontaine¹⁴, D. Gelé, U. Goerlach, P. Juillot, A.-C. Le Bihan, P. Van Hove

Université de Lyon, Université Claude Bernard Lyon 1, CNRS-IN2P3, Institut de Physique Nucléaire de Lyon, Villeurbanne, France

S. Beauceron, N. Beaupere, O. Bondu, G. Boudoul, S. Brochet, J. Chasserat, R. Chierici², D. Contardo, P. Depasse, H. El Mamouni, J. Fay, S. Gascon, M. Gouzevitch, B. Ille, T. Kurca, M. Lethuillier, L. Mirabito, S. Perries, L. Sgandurra, V. Sordini, Y. Tschudi, P. Verdier, S. Viret

Institute of High Energy Physics and Informatization, Tbilisi State University, Tbilisi, Georgia

Z. Tsamalaidze¹⁵

RWTH Aachen University, I. Physikalisches Institut, Aachen, Germany

C. Autermann, S. Beranek, B. Calpas, M. Edelhoff, L. Feld, N. Heracleous, O. Hindrichs, R. Jussen, K. Klein, J. Merz, A. Ostapchuk, A. Perieanu, F. Raupach, J. Sammet, S. Schael, D. Sprenger, H. Weber, B. Wittmer, V. Zhukov¹⁶

RWTH Aachen University, III. Physikalisches Institut A, Aachen, Germany

M. Ata, J. Caudron, E. Dietz-Laursonn, D. Duchardt, M. Erdmann, R. Fischer, A. Güth, T. Hebbeker, C. Heidemann, K. Hoepfner, D. Klingebiel, P. Kreuzer, M. Merschmeyer, A. Meyer, M. Olschewski, P. Papacz, H. Pieta, H. Reithler, S.A. Schmitz, L. Sonnenschein, J. Steggemann, D. Teyssier, S. Thüer, M. Weber

RWTH Aachen University, III. Physikalisches Institut B, Aachen, Germany

M. Bontenackels, V. Cherepanov, Y. Erdogan, G. Flügge, H. Geenen, M. Geisler, W. Haj Ahmad, F. Hoehle, B. Kargoll, T. Kress, Y. Kuessel, J. Lingemann², A. Nowack, L. Perchalla, O. Pooth, P. Sauerland, A. Stahl

Deutsches Elektronen-Synchrotron, Hamburg, Germany

M. Aldaya Martin, I. Asin, J. Behr, W. Behrenhoff, U. Behrens, M. Bergholz¹⁷, A. Bethani, K. Borrás, A. Burgmeier, A. Cakir, L. Calligaris, A. Campbell, E. Castro, F. Costanza, D. Dammann, C. Diez Pardos, T. Dorland, G. Eckerlin, D. Eckstein, G. Flucke, A. Geiser, I. Glushkov, P. Gunnellini, S. Habib, J. Hauk, G. Hellwig, H. Jung, M. Kasemann, P. Katsas, C. Kleinwort, H. Kluge, A. Knutsson, M. Krämer, D. Krücker, E. Kuznetsova, W. Lange, J. Leonard, W. Lohmann¹⁷, B. Lutz, R. Mankel, I. Marfin, M. Marienfeld, I.-A. Melzer-Pellmann, A.B. Meyer, J. Mnich, A. Mussgiller, S. Naumann-Emme, O. Novgorodova, F. Nowak, J. Olzem, H. Perrey, A. Petrukhin, D. Pitzl, A. Raspereza, P.M. Ribeiro Cipriano, C. Riedl, E. Ron, M. Rosin, J. Salfeld-Nebgen, R. Schmidt¹⁷, T. Schoerner-Sadenius, N. Sen, A. Spiridonov, M. Stein, R. Walsh, C. Wissing

University of Hamburg, Hamburg, Germany

V. Blobel, H. Enderle, J. Erfle, U. Gebbert, M. Görner, M. Gosselink, J. Haller, T. Hermanns, R.S. Höing, K. Kaschube, G. Kaussen, H. Kirschenmann, R. Klanner, J. Lange, T. Peiffer, N. Pietsch, D. Rathjens, C. Sander, H. Schettler, P. Schleper, E. Schlieckau, A. Schmidt, M. Schröder, T. Schum, M. Seidel, J. Sibille¹⁸, V. Sola, H. Stadie, G. Steinbrück, J. Thomsen, L. Vanelderen

Institut für Experimentelle Kernphysik, Karlsruhe, Germany

C. Barth, J. Berger, C. Böser, T. Chwalek, W. De Boer, A. Descroix, A. Dierlamm, M. Feindt, M. Guthoff², C. Hackstein, F. Hartmann², T. Hauth², M. Heinrich, H. Held, K.H. Hoffmann, U. Husemann, I. Katkov¹⁶, J.R. Komaragiri, P. Lobelle Pardo, D. Martschei, S. Mueller, Th. Müller, M. Niegel, A. Nürnberg, O. Oberst, A. Oehler, J. Ott, G. Quast, K. Rabbertz, F. Ratnikov, N. Ratnikova, S. Röcker, F.-P. Schilling, G. Schott, H.J. Simonis, F.M. Stober, D. Troendle, R. Ulrich, J. Wagner-Kuhr, S. Wayand, T. Weiler, M. Zeise

Institute of Nuclear Physics "Demokritos", Aghia Paraskevi, Greece

G. Anagnostou, G. Daskalakis, T. Geralis, S. Kesisoglou, A. Kyriakis, D. Loukas, I. Manolakos, A. Markou, C. Markou, E. Ntomari

University of Athens, Athens, Greece

L. Gouskos, T.J. Mertzimekis, A. Panagiotou, N. Saoulidou

University of Ioánnina, Ioánnina, Greece

I. Evangelou, C. Foudas, P. Kokkas, N. Manthos, I. Papadopoulos

KFKI Research Institute for Particle and Nuclear Physics, Budapest, Hungary

G. Bencze, C. Hajdu, P. Hidas, D. Horvath¹⁹, F. Sikler, V. Veszpremi, G. Vesztergombi²⁰, A.J. Zsigmond

Institute of Nuclear Research ATOMKI, Debrecen, Hungary

N. Beni, S. Czellar, J. Molnar, J. Palinkas, Z. Szillasi

University of Debrecen, Debrecen, Hungary

J. Karacsi, P. Raics, Z.L. Trocsanyi, B. Ujvari

Panjab University, Chandigarh, India

S.B. Beri, V. Bhatnagar, N. Dhingra, R. Gupta, M. Kaur, M.Z. Mehta, M. Mittal, N. Nishu, L.K. Saini, A. Sharma, J.B. Singh

University of Delhi, Delhi, India

Ashok Kumar, Arun Kumar, S. Ahuja, A. Bhardwaj, B.C. Choudhary, S. Malhotra, M. Naimuddin, K. Ranjan, P. Saxena, V. Sharma, R.K. Shivpuri

Saha Institute of Nuclear Physics, Kolkata, India

S. Banerjee, S. Bhattacharya, K. Chatterjee, S. Dutta, B. Gomber, Sa. Jain, Sh. Jain, R. Khurana, A. Modak, S. Mukherjee, D. Roy, S. Sarkar, M. Sharan

Bhabha Atomic Research Centre, Mumbai, India

A. Abdulsalam, D. Dutta, S. Kailas, V. Kumar, A.K. Mohanty², L.M. Pant, P. Shukla

Tata Institute of Fundamental Research - EHEP, Mumbai, India

T. Aziz, R.M. Chatterjee, S. Ganguly, M. Guchait²¹, A. Gurtu²², M. Maity²³, G. Majumder, K. Mazumdar, G.B. Mohanty, B. Parida, K. Sudhakar, N. Wickramage

Tata Institute of Fundamental Research - HECR, Mumbai, India

S. Banerjee, S. Dugad

Institute for Research in Fundamental Sciences (IPM), Tehran, Iran

H. Arfaei²⁴, H. Bakhshiansohi, S.M. Etesami²⁵, A. Fahim²⁴, M. Hashemi²⁶, H. Hesari, A. Jafari, M. Khakzad, M. Mohammadi Najafabadi, S. Paktinat Mehdiabadi, B. Safarzadeh²⁷, M. Zeinali

INFN Sezione di Bari ^a, Università di Bari ^b, Politecnico di Bari ^c, Bari, Italy

M. Abbrescia^{a,b}, L. Barbone^{a,b}, C. Calabria^{a,b,2}, S.S. Chhibra^{a,b}, A. Colaleo^a, D. Creanza^{a,c}, N. De Filippis^{a,c,2}, M. De Palma^{a,b}, L. Fiore^a, G. Iaselli^{a,c}, G. Maggi^{a,c}, M. Maggi^a, B. Marangelli^{a,b}, S. My^{a,c}, S. Nuzzo^{a,b}, N. Pacifico^a, A. Pompili^{a,b}, G. Pugliese^{a,c}, G. Selvaggi^{a,b}, L. Silvestris^a, G. Singh^{a,b}, R. Venditti^{a,b}, P. Verwilligen^a, G. Zito^a

INFN Sezione di Bologna ^a, Università di Bologna ^b, Bologna, Italy

G. Abbiendi^a, A.C. Benvenuti^a, D. Bonacorsi^{a,b}, S. Braibant-Giacomelli^{a,b}, L. Brigliadori^{a,b}, P. Capiluppi^{a,b}, A. Castro^{a,b}, F.R. Cavallo^a, M. Cuffiani^{a,b}, M. Dall'Osso^{a,b}, G.M. Dallavalle^a, F. Fabbri^a, A. Fanfani^{a,b}, D. Fasanella^{a,b}, P. Giacomelli^a, C. Grandi^a, L. Guiducci^{a,b}, S. Marcellini^a, G. Masetti^a, M. Meneghelli^{a,b,2}, A. Montanari^a, F.L. Navarria^{a,b}, F. Odorici^a, A. Perrotta^a, F. Primavera^{a,b}, A.M. Rossi^{a,b}, T. Rovelli^{a,b}, G.P. Siroli^{a,b}, N. Tosi^{a,b}, R. Travaglini^{a,b}

INFN Sezione di Catania ^a, Università di Catania ^b, Catania, Italy

S. Albergo^{a,b}, G. Cappello^{a,b}, M. Chiorboli^{a,b}, S. Costa^{a,b}, R. Potenza^{a,b}, A. Tricomi^{a,b},
C. Tuve^{a,b}

INFN Sezione di Firenze ^a, Università di Firenze ^b, Firenze, Italy

G. Barbagli^a, V. Ciulli^{a,b}, C. Civinini^a, R. D'Alessandro^{a,b}, E. Focardi^{a,b}, S. Frosali^{a,b},
E. Gallo^a, S. Gozzi^{a,b}, M. Meschini^a, S. Paoletti^a, G. Sguazzoni^a, A. Tropicano^{a,b}

INFN Laboratori Nazionali di Frascati, Frascati, Italy

L. Benussi, S. Bianco, S. Colafranceschi²⁸, F. Fabbri, D. Piccolo

INFN Sezione di Genova ^a, Università di Genova ^b, Genova, Italy

P. Fabbricatore^a, R. Musenich^a, S. Tosi^{a,b}

INFN Sezione di Milano-Bicocca ^a, Università di Milano-Bicocca ^b, Milano, Italy

A. Benaglia^a, F. De Guio^{a,b}, L. Di Matteo^{a,b,2}, S. Fiorendi^{a,b}, S. Gennai^{a,2}, A. Ghezzi^{a,b},
S. Malvezzi^a, R.A. Manzoni^{a,b}, A. Martelli^{a,b}, A. Massironi^{a,b}, D. Menasce^a, L. Moroni^a,
M. Paganoni^{a,b}, D. Pedrini^a, S. Ragazzi^{a,b}, N. Redaelli^a, T. Tabarelli de Fatis^{a,b}

INFN Sezione di Napoli ^a, Università di Napoli 'Federico II' ^b, Università della Basilicata (Potenza) ^c, Università G. Marconi (Roma) ^d, Napoli, Italy

S. Buontempo^a, N. Cavallo^{a,c}, A. De Cosa^{a,b,2}, O. Dogangun^{a,b}, F. Fabozzi^{a,c},
A.O.M. Iorio^{a,b}, L. Lista^a, S. Meola^{a,d,29}, M. Merola^a, P. Paolucci^{a,2}

INFN Sezione di Padova ^a, Università di Padova ^b, Università di Trento (Trento) ^c, Padova, Italy

P. Azzi^a, N. Bacchetta^{a,2}, D. Bisello^{a,b}, A. Branca^{a,b,2}, R. Carlin^{a,b}, P. Checchia^a,
T. Dorigo^a, U. Dosselli^a, F. Gasparini^{a,b}, U. Gasparini^{a,b}, A. Gozzelino^a, K. Kanishchev^{a,c},
S. Lacaprara^a, I. Lazzizzera^{a,c}, M. Margoni^{a,b}, A.T. Meneguzzo^{a,b}, J. Pazzini^{a,b},
N. Pozzobon^{a,b}, P. Ronchese^{a,b}, F. Simonetto^{a,b}, E. Torassa^a, M. Tosi^{a,b}, A. Triossi^a,
S. Vanini^{a,b}, P. Zotto^{a,b}

INFN Sezione di Pavia ^a, Università di Pavia ^b, Pavia, Italy

M. Gabusi^{a,b}, S.P. Ratti^{a,b}, C. Riccardi^{a,b}, P. Torre^{a,b}, P. Vitulo^{a,b}

INFN Sezione di Perugia ^a, Università di Perugia ^b, Perugia, Italy

M. Biasini^{a,b}, G.M. Bilei^a, L. Fanò^{a,b}, P. Lariccia^{a,b}, G. Mantovani^{a,b}, M. Menichelli^a,
A. Nappi^{a,b†}, F. Romeo^{a,b}, A. Saha^a, A. Santocchia^{a,b}, A. Spiezia^{a,b}, S. Taroni^{a,b}

INFN Sezione di Pisa ^a, Università di Pisa ^b, Scuola Normale Superiore di Pisa ^c, Pisa, Italy

P. Azzurri^{a,c}, G. Bagliesi^a, J. Bernardini^a, T. Boccali^a, G. Broccolo^{a,c}, R. Castaldi^a,
R.T. D'Agnolo^{a,c,2}, R. Dell'Orso^a, F. Fiori^{a,b,2}, L. Foà^{a,c}, A. Giassi^a, A. Kraan^a,
F. Ligabue^{a,c}, T. Lomtadze^a, L. Martini^{a,30}, A. Messineo^{a,b}, F. Palla^a, A. Rizzi^{a,b},
A.T. Serban^{a,31}, P. Spagnolo^a, P. Squillacioti^{a,2}, R. Tenchini^a, G. Tonelli^{a,b}, A. Venturi^a,
P.G. Verdini^a

INFN Sezione di Roma ^a, Università di Roma ^b, Roma, Italy

L. Barone^{a,b}, F. Cavallari^a, D. Del Re^{a,b}, M. Diemoz^a, C. Fanelli^{a,b}, M. Grassi^{a,b,2},
 E. Longo^{a,b}, P. Meridiani^{a,2}, F. Micheli^{a,b}, S. Nourbakhsh^{a,b}, G. Organtini^{a,b},
 R. Paramatti^a, S. Rahatlou^{a,b}, L. Soffi^{a,b}

INFN Sezione di Torino ^a, Università di Torino ^b, Università del Piemonte Orientale (Novara) ^c, Torino, Italy

N. Amapane^{a,b}, R. Arcidiacono^{a,c}, S. Argiro^{a,b}, M. Arneodo^{a,c}, C. Biino^a, N. Cartiglia^a,
 S. Casasso^{a,b}, M. Costa^{a,b}, G. Dellacasa^a, N. Demaria^a, C. Mariotti^{a,2}, S. Maselli^a,
 E. Migliore^{a,b}, V. Monaco^{a,b}, M. Musich^{a,2}, M.M. Obertino^{a,c}, N. Pastrone^a,
 M. Pelliccioni^a, A. Potenza^{a,b}, A. Romero^{a,b}, R. Sacchi^{a,b}, A. Solano^{a,b}, A. Staiano^a

INFN Sezione di Trieste ^a, Università di Trieste ^b, Trieste, Italy

S. Belforte^a, V. Candelise^{a,b}, M. Casarsa^a, F. Cossutti^a, G. Della Ricca^{a,b}, B. Gobbo^a,
 M. Marone^{a,b,2}, D. Montanino^{a,b,2}, A. Penzo^a, A. Schizzi^{a,b}

Kangwon National University, Chunchon, Korea

T.Y. Kim, S.K. Nam

Kyungpook National University, Daegu, Korea

S. Chang, D.H. Kim, G.N. Kim, D.J. Kong, H. Park, D.C. Son, T. Son

Chonnam National University, Institute for Universe and Elementary Particles, Kwangju, Korea

J.Y. Kim, Zero J. Kim, S. Song

Korea University, Seoul, Korea

S. Choi, D. Gyun, B. Hong, M. Jo, H. Kim, T.J. Kim, K.S. Lee, D.H. Moon, S.K. Park,
 Y. Roh

University of Seoul, Seoul, Korea

M. Choi, J.H. Kim, C. Park, I.C. Park, S. Park, G. Ryu

Sungkyunkwan University, Suwon, Korea

Y. Choi, Y.K. Choi, J. Goh, M.S. Kim, E. Kwon, B. Lee, J. Lee, S. Lee, H. Seo, I. Yu

Vilnius University, Vilnius, Lithuania

M.J. Bilinskas, I. Grigelionis, M. Janulis, A. Juodagalvis

Centro de Investigacion y de Estudios Avanzados del IPN, Mexico City, Mexico

H. Castilla-Valdez, E. De La Cruz-Burelo, I. Heredia-de La Cruz, R. Lopez-Fernandez,
 J. Martínez-Ortega, A. Sanchez-Hernandez, L.M. Villasenor-Cendejas

Universidad Iberoamericana, Mexico City, Mexico

S. Carrillo Moreno, F. Vazquez Valencia

Benemerita Universidad Autonoma de Puebla, Puebla, Mexico

H.A. Salazar Ibarguen

Universidad Autónoma de San Luis Potosí, San Luis Potosí, Mexico

E. Casimiro Linares, A. Morelos Pineda, M.A. Reyes-Santos

University of Auckland, Auckland, New Zealand

D. Krofcheck

University of Canterbury, Christchurch, New Zealand

A.J. Bell, P.H. Butler, R. Doesburg, S. Reucroft, H. Silverwood

National Centre for Physics, Quaid-I-Azam University, Islamabad, Pakistan

M. Ahmad, M.I. Asghar, J. Butt, H.R. Hoorani, S. Khalid, W.A. Khan, T. Khurshid, S. Qazi, M.A. Shah, M. Shoaib

National Centre for Nuclear Research, Swierk, Poland

H. Bialkowska, B. Boimska, T. Frueboes, M. Górski, M. Kazana, K. Nawrocki, K. Romanowska-Rybinska, M. Szleper, G. Wrochna, P. Zalewski

Institute of Experimental Physics, Faculty of Physics, University of Warsaw, Warsaw, Poland

G. Brona, K. Bunkowski, M. Cwiok, W. Dominik, K. Doroba, A. Kalinowski, M. Konecki, J. Krolikowski, M. Misiura

Laboratório de Instrumentação e Física Experimental de Partículas, Lisboa, Portugal

N. Almeida, P. Bargassa, A. David, P. Faccioli, P.G. Ferreira Parracho, M. Gallinaro, J. Seixas, J. Varela, P. Vischia

Joint Institute for Nuclear Research, Dubna, Russia

I. Belotelov, P. Bunin, M. Gavrilenko, I. Golutvin, V. Karjavin, V. Konoplyanikov, G. Kozlov, A. Lanev, A. Malakhov, P. Moisenz, V. Palichik, V. Perehygin, S. Shmatov, S. Shulha, V. Smirnov, A. Volodko, A. Zarubin

Petersburg Nuclear Physics Institute, Gatchina (St. Petersburg), Russia

S. Evstyukhin, V. Golovtsov, Y. Ivanov, V. Kim, P. Levchenko, V. Murzin, V. Oreshkin, I. Smirnov, V. Sulimov, L. Uvarov, S. Vavilov, A. Vorobyev, An. Vorobyev

Institute for Nuclear Research, Moscow, Russia

Yu. Andreev, A. Dermenev, S. Gninenko, N. Golubev, M. Kirsanov, N. Krasnikov, V. Matveev, A. Pashenkov, D. Tlisov, A. Toropin

Institute for Theoretical and Experimental Physics, Moscow, Russia

V. Epshteyn, M. Erofeeva, V. Gavrilov, M. Kossov, N. Lychkovskaya, V. Popov, G. Safronov, S. Semenov, I. Shreyber, V. Stolin, E. Vlasov, A. Zhokin

P.N. Lebedev Physical Institute, Moscow, Russia

V. Andreev, M. Azarkin, I. Dremin, M. Kirakosyan, A. Leonidov, G. Mesyats, S.V. Rusakov, A. Vinogradov

Skobeltsyn Institute of Nuclear Physics, Lomonosov Moscow State University, Moscow, Russia

A. Belyaev, E. Boos, M. Dubinin⁴, L. Dudko, A. Ershov, A. Gribushin, V. Klyukhin, O. Kodolova, I. Lokhtin, A. Markina, S. Obraztsov, M. Perfilov, S. Petrushanko, A. Popov, L. Sarycheva[†], V. Savrin, A. Snigirev

State Research Center of Russian Federation, Institute for High Energy Physics, Protvino, Russia

I. Azhgirey, I. Bayshev, S. Bitioukov, V. Grishin², V. Kachanov, D. Konstantinov, V. Krychkin, V. Petrov, R. Ryutin, A. Sobol, L. Tourtchanovitch, S. Troshin, N. Tyurin, A. Uzunian, A. Volkov

University of Belgrade, Faculty of Physics and Vinca Institute of Nuclear Sciences, Belgrade, Serbia

P. Adzic³², M. Djordjevic, M. Ekmedzic, D. Krpic³², J. Milosevic

Centro de Investigaciones Energéticas Medioambientales y Tecnológicas (CIEMAT), Madrid, Spain

M. Aguilar-Benitez, J. Alcaraz Maestre, P. Arce, C. Battilana, E. Calvo, M. Cerrada, M. Chamizo Llatas, N. Colino, B. De La Cruz, A. Delgado Peris, D. Domínguez Vázquez, C. Fernandez Bedoya, J.P. Fernández Ramos, A. Ferrando, J. Flix, M.C. Fouz, P. Garcia-Abia, O. Gonzalez Lopez, S. Goy Lopez, J.M. Hernandez, M.I. Josa, G. Merino, J. Puerta Pelayo, A. Quintario Olmeda, I. Redondo, L. Romero, J. Santaolalla, M.S. Soares, C. Willmott

Universidad Autónoma de Madrid, Madrid, Spain

C. Albajar, G. Codispoti, J.F. de Trocóniz

Universidad de Oviedo, Oviedo, Spain

H. Brun, J. Cuevas, J. Fernandez Menendez, S. Folgueras, I. Gonzalez Caballero, L. Lloret Iglesias, J. Piedra Gomez

Instituto de Física de Cantabria (IFCA), CSIC-Universidad de Cantabria, Santander, Spain

J.A. Brochero Cifuentes, I.J. Cabrillo, A. Calderon, S.H. Chuang, J. Duarte Campderros, M. Felcini³³, M. Fernandez, G. Gomez, J. Gonzalez Sanchez, A. Graziano, C. Jorda, A. Lopez Virto, J. Marco, R. Marco, C. Martinez Rivero, F. Matorras, F.J. Munoz Sanchez, T. Rodrigo, A.Y. Rodríguez-Marrero, A. Ruiz-Jimeno, L. Scodellaro, I. Vila, R. Vilar Cortabitarte

CERN, European Organization for Nuclear Research, Geneva, Switzerland

D. Abbaneo, E. Auffray, G. Auzinger, M. Bachtis, P. Baillon, A.H. Ball, D. Barney, J.F. Benitez, C. Bernet⁵, G. Bianchi, P. Bloch, A. Bocci, A. Bonato, C. Botta, H. Breuker, T. Camporesi, G. Cerminara, T. Christiansen, J.A. Coarasa Perez, D. D'Enterria, A. Dabrowski, A. De Roeck, S. Di Guida, M. Dobson, N. Dupont-Sagorin, A. Elliott-Peisert, B. Frisch, W. Funk, G. Georgiou, M. Giffels, D. Gigi, K. Gill, D. Giordano, M. Girone, M. Giunta, F. Glege, R. Gomez-Reino Garrido, P. Govoni, S. Gowdy, R. Guida,

S. Gundacker, J. Hammer, M. Hansen, P. Harris, C. Hartl, J. Harvey, B. Hegner, A. Hinzmann, V. Innocente, P. Janot, K. Kaadze, E. Karavakis, K. Kousouris, P. Lecoq, Y.-J. Lee, P. Lenzi, C. Lourenço, N. Magini, T. Mäki, M. Malberti, L. Malgeri, M. Mannelli, L. Masetti, F. Meijers, S. Mersi, E. Meschi, R. Moser, M. Mulders, P. Musella, E. Nesvold, L. Orsini, E. Palencia Cortezon, E. Perez, L. Perrozzi, A. Petrilli, A. Pfeiffer, M. Pierini, M. Pimiä, D. Piparo, G. Polese, L. Quertenmont, A. Racz, W. Reece, J. Rodrigues Antunes, G. Rolandi³⁴, C. Rovelli³⁵, M. Rovere, H. Sakulin, F. Santanastasio, C. Schäfer, C. Schwick, I. Segoni, S. Sekmen, A. Sharma, P. Siegrist, P. Silva, M. Simon, P. Sphicas³⁶, D. Spiga, A. Tsirou, G.I. Veres²⁰, J.R. Vlimant, H.K. Wöhri, S.D. Worm³⁷, W.D. Zeuner

Paul Scherrer Institut, Villigen, Switzerland

W. Bertl, K. Deiters, W. Erdmann, K. Gabathuler, R. Horisberger, Q. Ingram, H.C. Kaestli, S. König, D. Kotlinski, U. Langenegger, F. Meier, D. Renker, T. Rohe

Institute for Particle Physics, ETH Zurich, Zurich, Switzerland

F. Bachmair, L. Bäni, P. Bortignon, M.A. Buchmann, B. Casal, N. Chanon, A. Deisher, G. Dissertori, M. Dittmar, M. Donegà, M. Dünser, P. Eller, J. Eugster, K. Freudenreich, C. Grab, D. Hits, P. Lecomte, W. Luster, A.C. Marini, P. Martinez Ruiz del Arbol, N. Mohr, F. Moortgat, C. Nägeli³⁸, P. Nef, F. Nessi-Tedaldi, F. Pandolfi, L. Pape, F. Pauss, M. Peruzzi, F.J. Ronga, M. Rossini, L. Sala, A.K. Sanchez, A. Starodumov³⁹, B. Stieger, M. Takahashi, L. Tauscher[†], A. Thea, K. Theofilatos, D. Treille, C. Urscheler, R. Wallny, H.A. Weber, L. Wehrli

Universität Zürich, Zurich, Switzerland

C. Amsler⁴⁰, V. Chiochia, S. De Visscher, C. Favaro, M. Ivova Rikova, B. Kilminster, B. Millan Mejias, P. Otiougova, P. Robmann, H. Snoek, S. Tuppiti, M. Verzetti

National Central University, Chung-Li, Taiwan

Y.H. Chang, K.H. Chen, C. Ferro, C.M. Kuo, S.W. Li, W. Lin, Y.J. Lu, A.P. Singh, R. Volpe, S.S. Yu

National Taiwan University (NTU), Taipei, Taiwan

P. Bartalini, P. Chang, Y.H. Chang, Y.W. Chang, Y. Chao, K.F. Chen, C. Dietz, U. Grundler, W.-S. Hou, Y. Hsiung, K.Y. Kao, Y.J. Lei, R.-S. Lu, D. Majumder, E. Petrakou, X. Shi, J.G. Shiu, Y.M. Tzeng, X. Wan, M. Wang

Chulalongkorn University, Bangkok, Thailand

B. Asavapibhop, N. Srimanobhas, N. Suwonjandee

Cukurova University, Adana, Turkey

A. Adiguzel, M.N. Bakirci⁴¹, S. Cerci⁴², C. Dozen, I. Dumanoglu, E. Eskut, S. Girgis, G. Gokbulut, E. Gurpinar, I. Hos, E.E. Kangal, T. Karaman, G. Karapinar⁴³, A. Kayis Topaksu, G. Onengut, K. Ozdemir, S. Ozturk⁴⁴, A. Polatoz, K. Sogut⁴⁵, D. Sunar Cerci⁴², B. Tali⁴², H. Topakli⁴¹, L.N. Vergili, M. Vergili

Middle East Technical University, Physics Department, Ankara, Turkey

I.V. Akin, T. Aliev, B. Bilin, S. Bilmis, M. Deniz, H. Gamsizkan, A.M. Guler, K. Ocalan, A. Ozpineci, M. Serin, R. Sever, U.E. Surat, M. Yalvac, E. Yildirim, M. Zeyrek

Bogazici University, Istanbul, Turkey

E. Gülmez, B. Isildak⁴⁶, M. Kaya⁴⁷, O. Kaya⁴⁷, S. Ozkorucuklu⁴⁸, N. Sonmez⁴⁹

Istanbul Technical University, Istanbul, Turkey

H. Bahtiyar, E. Barlas, K. Cankocak, Y.O. Günaydin⁵⁰, F.I. Vardarli, M. Yücel

National Scientific Center, Kharkov Institute of Physics and Technology, Kharkov, Ukraine

L. Levchuk

University of Bristol, Bristol, United Kingdom

J.J. Brooke, E. Clement, D. Cussans, H. Flacher, R. Frazier, J. Goldstein, M. Grimes, G.P. Heath, H.F. Heath, L. Kreczko, S. Metson, D.M. Newbold³⁷, K. Nirunpong, A. Poll, S. Senkin, V.J. Smith, T. Williams

Rutherford Appleton Laboratory, Didcot, United Kingdom

L. Basso⁵¹, K.W. Bell, A. Belyaev⁵¹, C. Brew, R.M. Brown, D.J.A. Cockerill, J.A. Coughlan, K. Harder, S. Harper, J. Jackson, B.W. Kennedy, E. Olaiya, D. Petyt, B.C. Radburn-Smith, C.H. Shepherd-Themistocleous, I.R. Tomalin, W.J. Womersley

Imperial College, London, United Kingdom

R. Bainbridge, G. Ball, R. Beuselinck, O. Buchmuller, D. Colling, N. Cripps, M. Cutajar, P. Dauncey, G. Davies, M. Della Negra, W. Ferguson, J. Fulcher, D. Futyan, A. Gilbert, A. Guneratne Bryer, G. Hall, Z. Hatherell, J. Hays, G. Iles, M. Jarvis, G. Karapostoli, L. Lyons, A.-M. Magnan, J. Marrouche, B. Mathias, R. Nandi, J. Nash, A. Nikitenko³⁹, J. Pela, M. Pesaresi, K. Petridis, M. Pioppi⁵², D.M. Raymond, S. Rogerson, A. Rose, C. Seez, P. Sharp[†], A. Sparrow, M. Stoye, A. Tapper, M. Vazquez Acosta, T. Virdee, S. Wakefield, N. Wardle, T. Whyntie

Brunel University, Uxbridge, United Kingdom

M. Chadwick, J.E. Cole, P.R. Hobson, A. Khan, P. Kyberd, D. Leggat, D. Leslie, W. Martin, I.D. Reid, P. Symonds, L. Teodorescu, M. Turner

Baylor University, Waco, U.S.A.

K. Hatakeyama, H. Liu, T. Scarborough

The University of Alabama, Tuscaloosa, U.S.A.

O. Charaf, C. Henderson, P. Rumerio

Boston University, Boston, U.S.A.

A. Avetisyan, T. Bose, C. Fantasia, A. Heister, P. Lawson, D. Lazic, J. Rohlf, D. Sperka, J. St. John, L. Sulak

Brown University, Providence, U.S.A.

J. Alimena, S. Bhattacharya, G. Christopher, D. Cutts, Z. Demiragli, A. Ferapontov, A. Garabedian, U. Heintz, S. Jabeen, G. Kukartsev, E. Laird, G. Landsberg, M. Luk, M. Narain, M. Segala, T. Sinthuprasith, T. Speer

University of California, Davis, Davis, U.S.A.

R. Breedon, G. Breto, M. Calderon De La Barca Sanchez, S. Chauhan, M. Chertok, J. Conway, R. Conway, P.T. Cox, J. Dolen, R. Erbacher, M. Gardner, R. Houtz, W. Ko, A. Kopecky, R. Lander, O. Mall, T. Miceli, D. Pellett, F. Ricci-Tam, B. Rutherford, M. Searle, J. Smith, M. Squires, M. Tripathi, R. Vasquez Sierra, R. Yohay

University of California, Los Angeles, U.S.A.

V. Andreev, D. Cline, R. Cousins, J. Duris, S. Erhan, P. Everaerts, C. Farrell, J. Hauser, M. Ignatenko, C. Jarvis, G. Rakness, P. Schlein[†], P. Traczyk, V. Valuev, M. Weber

University of California, Riverside, Riverside, U.S.A.

J. Babb, R. Clare, M.E. Dinardo, J. Ellison, J.W. Gary, F. Giordano, G. Hanson, H. Liu, O.R. Long, A. Luthra, H. Nguyen, S. Paramesvaran, J. Sturdy, S. Sumowidagdo, R. Wilken, S. Wimpenny

University of California, San Diego, La Jolla, U.S.A.

W. Andrews, J.G. Branson, G.B. Cerati, S. Cittolin, D. Evans, A. Holzner, R. Kelley, M. Lebourgeois, J. Letts, I. Macneill, B. Mangano, S. Padhi, C. Palmer, G. Petrucciani, M. Pieri, M. Sani, V. Sharma, S. Simon, E. Sudano, M. Tadel, Y. Tu, A. Vartak, S. Wasserbaech⁵³, F. Würthwein, A. Yagil, J. Yoo

University of California, Santa Barbara, Santa Barbara, U.S.A.

D. Barge, R. Bellan, C. Campagnari, M. D'Alfonso, T. Danielson, K. Flowers, P. Geffert, C. George, F. Golf, J. Incandela, C. Justus, P. Kalavase, D. Kovalskyi, V. Krutelyov, S. Lowette, R. Magaña Villalba, N. Mccoll, V. Pavlunin, J. Ribnik, J. Richman, R. Rossin, D. Stuart, W. To, C. West

California Institute of Technology, Pasadena, U.S.A.

A. Apresyan, A. Bornheim, J. Bunn, Y. Chen, E. Di Marco, J. Duarte, M. Gataullin, D. Kcira, Y. Ma, A. Mott, H.B. Newman, C. Rogan, M. Spiropulu, V. Timciuc, J. Veverka, R. Wilkinson, S. Xie, Y. Yang, R.Y. Zhu

Carnegie Mellon University, Pittsburgh, U.S.A.

V. Azzolini, A. Calamba, R. Carroll, T. Ferguson, Y. Iiyama, D.W. Jang, Y.F. Liu, M. Paulini, H. Vogel, I. Vorobiev

University of Colorado at Boulder, Boulder, U.S.A.

J.P. Cumalat, B.R. Drell, W.T. Ford, A. Gaz, E. Luigi Lopez, J.G. Smith, K. Stenson, K.A. Ulmer, S.R. Wagner

Cornell University, Ithaca, U.S.A.

J. Alexander, A. Chatterjee, N. Eggert, L.K. Gibbons, B. Heltsley, W. Hopkins, A. Khukhunaishvili, B. Kreis, N. Mirman, G. Nicolas Kaufman, J.R. Patterson, A. Ryd, E. Salvati, W. Sun, W.D. Teo, J. Thom, J. Thompson, J. Tucker, J. Vaughan, Y. Weng, L. Winstrom, P. Wittich

Fairfield University, Fairfield, U.S.A.

D. Winn

Fermi National Accelerator Laboratory, Batavia, U.S.A.

S. Abdullin, M. Albrow, J. Anderson, L.A.T. Bauerdick, A. Beretvas, J. Berryhill, P.C. Bhat, K. Burkett, J.N. Butler, V. Chetluru, H.W.K. Cheung, F. Chlebana, S. Chhangir, V.D. Elvira, I. Fisk, J. Freeman, Y. Gao, D. Green, O. Gutsche, J. Hanlon, R.M. Harris, J. Hirschauer, B. Hooberman, S. Jindariani, M. Johnson, U. Joshi, B. Klima, S. Kunori, S. Kwan, C. Leonidopoulos⁵⁴, J. Linacre, D. Lincoln, R. Lipton, J. Lykken, K. Maeshima, J.M. Marraffino, V.I. Martinez Outschoorn, S. Maruyama, D. Mason, P. McBride, K. Mishra, S. Mrenna, Y. Musienko⁵⁵, C. Newman-Holmes, V. O'Dell, O. Prokofyev, E. Sexton-Kennedy, S. Sharma, W.J. Spalding, L. Spiegel, L. Taylor, S. Tkaczyk, N.V. Tran, L. Uplegger, E.W. Vaandering, R. Vidal, J. Whitmore, W. Wu, F. Yang, J.C. Yun

University of Florida, Gainesville, U.S.A.

D. Acosta, P. Avery, D. Bourilkov, M. Chen, T. Cheng, S. Das, M. De Gruttola, G.P. Di Giovanni, D. Dobur, A. Drozdetskiy, R.D. Field, M. Fisher, Y. Fu, I.K. Furic, J. Gartner, J. Hugon, B. Kim, J. Konigsberg, A. Korytov, A. Kropivnitskaya, T. Kypreos, J.F. Low, K. Matchev, P. Milenovic⁵⁶, G. Mitselmakher, L. Muniz, M. Park, R. Remington, A. Rinkevicius, P. Sellers, N. Skhirtladze, M. Snowball, J. Yelton, M. Zakaria

Florida International University, Miami, U.S.A.

V. Gaultney, S. Hewamanage, L.M. Lebolo, S. Linn, P. Markowitz, G. Martinez, J.L. Rodriguez

Florida State University, Tallahassee, U.S.A.

T. Adams, A. Askew, J. Bochenek, J. Chen, B. Diamond, S.V. Gleyzer, J. Haas, S. Hagopian, V. Hagopian, M. Jenkins, K.F. Johnson, H. Prosper, V. Veeraraghavan, M. Weinberg

Florida Institute of Technology, Melbourne, U.S.A.

M.M. Baarmand, B. Dorney, M. Hohlmann, H. Kalakhety, I. Vodopiyanov, F. Yumiceva

University of Illinois at Chicago (UIC), Chicago, U.S.A.

M.R. Adams, I.M. Anghel, L. Apanasevich, Y. Bai, V.E. Bazterra, R.R. Betts, I. Bucinskaite, J. Callner, R. Cavanaugh, O. Evdokimov, L. Gauthier, C.E. Gerber, D.J. Hofman, S. Khalatyan, F. Lacroix, C. O'Brien, C. Silkworth, D. Strom, P. Turner, N. Varelas

The University of Iowa, Iowa City, U.S.A.

U. Akgun, E.A. Albayrak, B. Bilki⁵⁷, W. Clarida, F. Duru, S. Griffiths, J.-P. Merlo, H. Mermerkaya⁵⁸, A. Mestvirishvili, A. Moeller, J. Nachtman, C.R. Newsom, E. Norbeck, Y. Onel, F. Ozok⁵⁹, S. Sen, P. Tan, E. Tiras, J. Wetzel, T. Yetkin, K. Yi

Johns Hopkins University, Baltimore, U.S.A.

B.A. Barnett, B. Blumenfeld, S. Bolognesi, D. Fehling, G. Giurgiu, A.V. Gritsan, Z.J. Guo, G. Hu, P. Maksimovic, M. Swartz, A. Whitbeck

The University of Kansas, Lawrence, U.S.A.

P. Baringer, A. Bean, G. Benelli, R.P. Kenny Iii, M. Murray, D. Noonan, S. Sanders, R. Stringer, G. Tinti, J.S. Wood

Kansas State University, Manhattan, U.S.A.

A.F. Barfuss, T. Bolton, I. Chakaberia, A. Ivanov, S. Khalil, M. Makouski, Y. Maravin, S. Shrestha, I. Svintradze

Lawrence Livermore National Laboratory, Livermore, U.S.A.

J. Gronberg, D. Lange, F. Rebassoo, D. Wright

University of Maryland, College Park, U.S.A.

A. Baden, B. Calvert, S.C. Eno, J.A. Gomez, N.J. Hadley, R.G. Kellogg, M. Kirn, T. Kolberg, Y. Lu, M. Marionneau, A.C. Mignerey, K. Pedro, A. Peterman, A. Skuja, J. Temple, M.B. Tonjes, S.C. Tonwar

Massachusetts Institute of Technology, Cambridge, U.S.A.

A. Apyan, G. Bauer, J. Bendavid, W. Busza, E. Butz, I.A. Cali, M. Chan, V. Dutta, G. Gomez Ceballos, M. Goncharov, Y. Kim, M. Klute, K. Krajczar⁶⁰, A. Levin, P.D. Luckey, T. Ma, S. Nahn, C. Paus, D. Ralph, C. Roland, G. Roland, M. Rudolph, G.S.F. Stephans, F. Stöckli, K. Sumorok, K. Sung, D. Velicanu, E.A. Wenger, R. Wolf, B. Wyslouch, M. Yang, Y. Yilmaz, A.S. Yoon, M. Zanetti, V. Zhukova

University of Minnesota, Minneapolis, U.S.A.

S.I. Cooper, B. Dahmes, A. De Benedetti, G. Franzoni, A. Gude, S.C. Kao, K. Klapoetke, Y. Kubota, J. Mans, N. Pastika, R. Rusack, M. Sasseville, A. Singovsky, N. Tambe, J. Turkewitz

University of Mississippi, Oxford, U.S.A.

L.M. Cremaldi, R. Kroeger, L. Perera, R. Rahmat, D.A. Sanders

University of Nebraska-Lincoln, Lincoln, U.S.A.

E. Avdeeva, K. Bloom, S. Bose, D.R. Claes, A. Dominguez, M. Eads, J. Keller, I. Kravchenko, J. Lazo-Flores, S. Malik, G.R. Snow

State University of New York at Buffalo, Buffalo, U.S.A.

A. Godshalk, I. Iashvili, S. Jain, A. Kharchilava, A. Kumar, S. Rappoccio, Z. Wan

Northeastern University, Boston, U.S.A.

G. Alverson, E. Barberis, D. Baumgartel, M. Chasco, J. Haley, D. Nash, T. Orimoto, D. Trocino, D. Wood, J. Zhang

Northwestern University, Evanston, U.S.A.

A. Anastassov, K.A. Hahn, A. Kubik, L. Lusito, N. Mucia, N. Odell, R.A. Ofierzynski, B. Pollack, A. Pozdnyakov, M. Schmitt, S. Stoynev, M. Velasco, S. Won

University of Notre Dame, Notre Dame, U.S.A.

D. Berry, A. Brinkerhoff, K.M. Chan, M. Hildreth, C. Jessop, D.J. Karmgard, J. Kolb, K. Lannon, W. Luo, S. Lynch, N. Marinelli, D.M. Morse, T. Pearson, M. Planer, R. Ruchti, J. Slaunwhite, N. Valls, M. Wayne, M. Wolf

The Ohio State University, Columbus, U.S.A.

L. Antonelli, B. Bylsma, L.S. Durkin, C. Hill, R. Hughes, K. Kotov, T.Y. Ling, D. Puigh, M. Rodenburg, C. Vuosalo, G. Williams, B.L. Winer

Princeton University, Princeton, U.S.A.

E. Berry, P. Elmer, V. Halyo, P. Hebda, J. Hegeman, A. Hunt, P. Jindal, S.A. Koay, D. Lopes Pegna, P. Lujan, D. Marlow, T. Medvedeva, M. Mooney, J. Olsen, P. Piroué, X. Quan, A. Raval, H. Saka, D. Stickland, C. Tully, J.S. Werner, S.C. Zenz, A. Zuranski

University of Puerto Rico, Mayaguez, U.S.A.

E. Brownson, A. Lopez, H. Mendez, J.E. Ramirez Vargas

Purdue University, West Lafayette, U.S.A.

E. Alagoz, V.E. Barnes, D. Benedetti, G. Bolla, D. Bortoletto, M. De Mattia, A. Everett, Z. Hu, M. Jones, O. Koybasi, M. Kress, A.T. Laasanen, N. Leonardo, V. Maroussov, P. Merkel, D.H. Miller, N. Neumeister, I. Shipsey, D. Silvers, A. Svyatkovskiy, M. Vidal Marono, H.D. Yoo, J. Zablocki, Y. Zheng

Purdue University Calumet, Hammond, U.S.A.

S. Guragain, N. Parashar

Rice University, Houston, U.S.A.

A. Adair, B. Akgun, C. Boulahouache, K.M. Ecklund, F.J.M. Geurts, W. Li, B.P. Padley, R. Redjimi, J. Roberts, J. Zabel

University of Rochester, Rochester, U.S.A.

B. Betchart, A. Bodek, Y.S. Chung, R. Covarelli, P. de Barbaro, R. Demina, Y. Eshaq, T. Ferbel, A. Garcia-Bellido, P. Goldenzweig, J. Han, A. Harel, D.C. Miner, D. Vishnevskiy, M. Zielinski

The Rockefeller University, New York, U.S.A.

A. Bhatti, R. Ciesielski, L. Demortier, K. Goulios, G. Lungu, S. Malik, C. Mesropian

Rutgers, The State University of New Jersey, Piscataway, U.S.A.

S. Arora, A. Barker, J.P. Chou, C. Contreras-Campana, E. Contreras-Campana, D. Dugan, D. Ferencek, Y. Gershtein, R. Gray, E. Halkiadakis, D. Hidas, A. Lath, S. Panwalkar, M. Park, R. Patel, V. Rekovic, J. Robles, K. Rose, S. Salur, S. Schnetzer, C. Seitz, S. Somalwar, R. Stone, S. Thomas, M. Walker

University of Tennessee, Knoxville, U.S.A.

G. Cerizza, M. Hollingsworth, S. Spanier, Z.C. Yang, A. York

Texas A&M University, College Station, U.S.A.

R. Eusebi, W. Flanagan, J. Gilmore, T. Kamon⁶¹, V. Khotilovich, R. Montalvo, I. Osipenkova, Y. Pakhotin, A. Perloff, J. Roe, A. Safonov, T. Sakuma, S. Sengupta, I. Suarez, A. Tatarinov, D. Toback

Texas Tech University, Lubbock, U.S.A.

N. Akchurin, J. Damgov, C. Dragoiu, P.R. Duderov, C. Jeong, K. Kovitangoon, S.W. Lee, T. Libeiro, I. Volobouev

Vanderbilt University, Nashville, U.S.A.

E. Appelt, A.G. Delannoy, C. Florez, S. Greene, A. Gurrola, W. Johns, P. Kurt, C. Maguire, A. Melo, M. Sharma, P. Sheldon, B. Snook, S. Tuo, J. Velkovska

University of Virginia, Charlottesville, U.S.A.

M.W. Arenton, M. Balazs, S. Boutle, B. Cox, B. Francis, J. Goodell, R. Hirosky, A. Ledovskoy, C. Lin, C. Neu, J. Wood

Wayne State University, Detroit, U.S.A.

S. Gollapinni, R. Harr, P.E. Karchin, C. Kottachchi Kankanamge Don, P. Lamichhane, A. Sakharov

University of Wisconsin, Madison, U.S.A.

M. Anderson, D.A. Belknap, L. Borrello, D. Carlsmith, M. Cepeda, S. Dasu, E. Friis, L. Gray, K.S. Grogg, M. Grothe, R. Hall-Wilton, M. Herndon, A. Hervé, P. Klabbers, J. Klukas, A. Lanaro, C. Lazaridis, R. Loveless, A. Mohapatra, M.U. Mozer, I. Ojalvo, F. Palmonari, G.A. Pierro, I. Ross, A. Savin, W.H. Smith, J. Swanson

†: Deceased

- 1: Also at Vienna University of Technology, Vienna, Austria
- 2: Also at CERN, European Organization for Nuclear Research, Geneva, Switzerland
- 3: Also at National Institute of Chemical Physics and Biophysics, Tallinn, Estonia
- 4: Also at California Institute of Technology, Pasadena, U.S.A.
- 5: Also at Laboratoire Leprince-Ringuet, Ecole Polytechnique, IN2P3-CNRS, Palaiseau, France
- 6: Also at Suez Canal University, Suez, Egypt
- 7: Also at Zewail City of Science and Technology, Zewail, Egypt
- 8: Also at Cairo University, Cairo, Egypt
- 9: Also at Fayoum University, El-Fayoum, Egypt
- 10: Also at Helwan University, Cairo, Egypt
- 11: Also at British University in Egypt, Cairo, Egypt
- 12: Now at Ain Shams University, Cairo, Egypt
- 13: Also at National Centre for Nuclear Research, Swierk, Poland
- 14: Also at Université de Haute Alsace, Mulhouse, France
- 15: Also at Joint Institute for Nuclear Research, Dubna, Russia
- 16: Also at Skobeltsyn Institute of Nuclear Physics, Lomonosov Moscow State University, Moscow, Russia
- 17: Also at Brandenburg University of Technology, Cottbus, Germany
- 18: Also at The University of Kansas, Lawrence, U.S.A.
- 19: Also at Institute of Nuclear Research ATOMKI, Debrecen, Hungary
- 20: Also at Eötvös Loránd University, Budapest, Hungary
- 21: Also at Tata Institute of Fundamental Research - HECR, Mumbai, India
- 22: Now at King Abdulaziz University, Jeddah, Saudi Arabia
- 23: Also at University of Visva-Bharati, Santiniketan, India

- 24: Also at Sharif University of Technology, Tehran, Iran
- 25: Also at Isfahan University of Technology, Isfahan, Iran
- 26: Also at Shiraz University, Shiraz, Iran
- 27: Also at Plasma Physics Research Center, Science and Research Branch, Islamic Azad University, Tehran, Iran
- 28: Also at Facoltà Ingegneria, Università di Roma, Roma, Italy
- 29: Also at Università degli Studi Guglielmo Marconi, Roma, Italy
- 30: Also at Università degli Studi di Siena, Siena, Italy
- 31: Also at University of Bucharest, Faculty of Physics, Bucuresti-Magurele, Romania
- 32: Also at Faculty of Physics, University of Belgrade, Belgrade, Serbia
- 33: Also at University of California, Los Angeles, U.S.A.
- 34: Also at Scuola Normale e Sezione dell'INFN, Pisa, Italy
- 35: Also at INFN Sezione di Roma, Roma, Italy
- 36: Also at University of Athens, Athens, Greece
- 37: Also at Rutherford Appleton Laboratory, Didcot, United Kingdom
- 38: Also at Paul Scherrer Institut, Villigen, Switzerland
- 39: Also at Institute for Theoretical and Experimental Physics, Moscow, Russia
- 40: Also at Albert Einstein Center for Fundamental Physics, Bern, Switzerland
- 41: Also at Gaziosmanpasa University, Tokat, Turkey
- 42: Also at Adiyaman University, Adiyaman, Turkey
- 43: Also at Izmir Institute of Technology, Izmir, Turkey
- 44: Also at The University of Iowa, Iowa City, U.S.A.
- 45: Also at Mersin University, Mersin, Turkey
- 46: Also at Ozyegin University, Istanbul, Turkey
- 47: Also at Kafkas University, Kars, Turkey
- 48: Also at Suleyman Demirel University, Isparta, Turkey
- 49: Also at Ege University, Izmir, Turkey
- 50: Also at Kahramanmaras Sütcü Imam University, Kahramanmaras, Turkey
- 51: Also at School of Physics and Astronomy, University of Southampton, Southampton, United Kingdom
- 52: Also at INFN Sezione di Perugia; Università di Perugia, Perugia, Italy
- 53: Also at Utah Valley University, Orem, U.S.A.
- 54: Now at University of Edinburgh, Scotland, Edinburgh, United Kingdom
- 55: Also at Institute for Nuclear Research, Moscow, Russia
- 56: Also at University of Belgrade, Faculty of Physics and Vinca Institute of Nuclear Sciences, Belgrade, Serbia
- 57: Also at Argonne National Laboratory, Argonne, U.S.A.
- 58: Also at Erzincan University, Erzincan, Turkey
- 59: Also at Mimar Sinan University, Istanbul, Istanbul, Turkey
- 60: Also at KFKI Research Institute for Particle and Nuclear Physics, Budapest, Hungary
- 61: Also at Kyungpook National University, Daegu, Korea