




The Global Economic Barometers: Composite indicators for the world economy

Working Paper**Author(s):**

[Abberger, Klaus](#) ; [Graff, Michael](#) ; Campelo, Aloisio Jr.; Lemos Gouveia, Anna Carolina; Müller, Oliver; [Sturm, Jan-Egbert](#) 

Publication date:

2020-02

Permanent link:

<https://doi.org/10.3929/ethz-b-000401651>

Rights / license:

[In Copyright - Non-Commercial Use Permitted](#)

Originally published in:

KOF Working Papers 471

KOF Swiss Economic Institute

**The Global Economic Barometers:
Composite indicators for the world economy**

Klaus Abberger, Aloisio Campelo Jr., Michael Graff,
Anna Carolina Lemos Gouveia, Oliver Müller and Jan-Egbert Sturm

KOF Working Papers, No. 471, February 2020

KOF

ETH Zurich
KOF Swiss Economic Institute
LEE G 116
Leonhardstrasse 21
8092 Zurich, Switzerland

Phone +41 44 632 42 39
Fax +41 44 632 12 18
www.kof.ethz.ch
kof@kof.ethz.ch

The Global Economic Barometers: Composite indicators for the world economy*

Klaus Abberger,^{a,b} Aloisio Campelo Jr.,^c Michael Graff,^a
Anna Carolina Lemos Gouveia,^c Oliver Müller^a
and Jan-Egbert Sturm^{a,b}

February 2020

Abstract: This paper presents a coincident and a leading composite monthly indicator for the world business cycle – the Global Economic Barometers. Both target the world’s output growth rate cycle. The calculation of these indicators comprises two main stages. The first consists of a variable selection procedure, in which a pre-set correlation threshold and the targeted leads to a reference series are used as selection criteria. In the second stage, the selected variables are combined and transformed into the respective composite indicators, computed as the first partial least squares factor with the reference series as response variable. In the last vintage referred to in this paper (December 2018), out of 6605 transformations from 1681 variables tested in the first stage, 1275 are selected to enter into the coincident and 1228 into the leading composite indicator. We analyse the characteristics of the two new indicators in a pseudo real-time setting and demonstrate that both are useful additions to the small number of indicators for the global business cycle published so far.

JEL classification: E32; E37

Keywords: Business cycles; growth rate cycles; composite indicators; leading indicators; coincident indicators; partial least squares; real-time simulations

* The paper benefited from comments of participants at the 34th CIRET conference in Rio de Janeiro, Brazil (September 2018), the ifo Conference on Macroeconomics and Survey Data in Munich, Germany (December 2018) and the 62nd ISI World Statistics Congress in Kuala Lumpur, Malaysia (August 2019). The usual disclaimer applies.

^a KOF Swiss Economic Institute, ETH Zürich, Switzerland.

^b CESifo Munich, Germany.

^c FGV, Rio de Janeiro, Brazil.

1. Introduction

In recent years, the number of country-specific economic tendency surveys, which are potentially useful for explaining cyclical developments at the global level, has increased significantly. These surveys have been expanded by including many additional industries and sectors of individual countries worldwide, and occasionally their frequency has been increased. Many of these surveys now have a history that is long enough to be taken into account in the construction of new composite indicators. At the same time, the ever-stronger interconnectedness of consumers, firms and governments across the world has considerably increased the demand for timely and transparent information on global economic developments.

This is where this paper steps in. Its objective is to describe two transparent indicators for the world economy – the Global Economic Barometers. One is designed to function as a coincident indicator, the other as leading the world economy by about half a year.¹ By using a broad set of underlying variables, these two indicators are able to extract strong signals that effectively dominate the noise components in the underlying economic tendency survey variables. This circumvents the use of opaque or end-point-sensitive filtering techniques. Another important feature of the Global Barometers is that they are designed to adapt automatically to changing developments and relationships, allowing new variables, e.g. coming from additional surveys, to enter, and others to be dismissed. Unlike most composite indicators, where the underlying set of variables rarely changes, the Global Barometers will thus automatically adapt their composition to the ever-changing circumstances. As our (pseudo) real-time analysis shows, these new indicators are often either faster in detecting or better in capturing cyclical movements of the world economy than the few other indicators at the world level that are presently available.

The rest of this paper is set up as follows. After giving an overview of composite indicators at the world level (Section 2), the construction of the Global Economic Barometers is explained in Section 3. The new Barometers, their properties and time series characteristics are presented in Section 4. We then compare the new Barometers to other major composite indicators for the world economy (Section 5). To get a feeling for how sensitive the new Global Barometers are to some of their particular specifications, a number of alternative versions are presented and confronted with our preferred Barometers in Section 6. After these final robustness tests, Section 7 concludes.

2. Composite indicators for the world economy

The Great Recession in 2009 was felt worldwide. Not least this event and the subsequent global recovery showed that there is such a thing as a global economic cycle.² Recent discussions about trade barriers and the Corona virus have also raised questions about their impact on the global economy.

¹ They are published online at monthly frequency since January 2020; see <https://kof.ethz.ch/en/forecasts-and-indicators/indicators/kof-globalbaro.html>.

² The concept of a global business cycle, and evidence for it, has been discussed in the academic literature for a long time; see e.g. Gregory et al. (1997), Ambler et al. (2004), Graff (2006) and Layton et al. (2015). However, it is the impact of the 2007 financial crisis and the resulting 2009 Great Recession as well as the subsequent events, from the euro crises to the US move towards protectionism and the latest pandemic originating from China's Wuhan in the end of 2019, which have now brought the close interconnectedness of the world's economies to the public's attention.

Indicators of the global economic cycle are hence clearly of interest. However, in contrast to indicators at the country level, there are very few indicators at the level of the world economy.

The relevant existing indicators can be divided into four broad categories. First, indicators based on quantitative (official) statistics. Second, indicators based on the price or volume data. Third, indicators based on surveys of experts, companies or consumers. Fourth, composite indicators based on different information.

Indicators based on quantitative (official) country statistics

Various institutions calculate international aggregates by taking quantitative (official) data used to assess the economic situation at the country level, such as industrial production or export statistics. For example, the United Nations (UN) publishes a global industrial production time series.³ The CPB Netherlands Bureau for Economic Policy Analysis calculates a world trade volume indicator and an industrial production indicator.⁴ The OECD publishes industrial production for its member countries and for the OECD as an aggregate as well as various sub-aggregates.⁵ In contrast to the UN and the CPB, the OECD does not aim to cover the world as a whole. Although these international indicators are based on selected national quantitative data that are published earlier than GDP, their usefulness is impaired by considerable publication lags.

Price or volume measures

Prices or quantities of goods or services that are measured at the global level are sometimes directly used as indicators for global economic developments. Examples are commodity prices or freight rates. In addition, volume measures of commodity production or freight volume can reflect useful information, although one would expect that prices react often before volumes. Examples for commodity price indicators are the HWWI commodity price indices⁶ or the Baltic Dry Index,⁷ which covers specific freight rates. Examples of volume indicators are the global steel production published by the World Steel Association.⁸ As another example, the freight transported by plane is published by IATA.⁹

A potential problem with indicators of this category is that they could be driven not only by the world business cycle but also by structural changes that do not directly link to current economic conditions. For example, prices are influenced when new ship fleets are put into operation, which may be a long time after the demand for increased shipping capacity signalled increases in expected trade.

³ See <https://www.unido.org/resources/statistics/quarterly-report-manufacturing>.

⁴ See <https://www.cpb.nl/en/worldtrademonitor>.

⁵ See <https://data.oecd.org/industry/industrial-production.htm>.

⁶ See <http://hwwi-rohindex.de>.

⁷ See <https://www.balticexchange.com/>.

⁸ See <https://www.worldsteel.org/steel-by-topic/statistics.html>.

⁹ See <https://www.iata.org/en/publications/economics?cat=Air%20Freight%20Monthly%20Analysis&menu=Market%20Developments&cat=Air%20Freight%20Monthly%20Analysis&menu=Market%20Developments>.

Surveys (experts, businesses, consumers)

Indicators for country-specific business cycles often make use of economic tendency surveys. These surveys are conducted among either businesses, consumers or experts. There are only a few surveys, which have a broader international scope. An expert survey of this type, which has recently been discontinued, was the ifo World Economic Survey.¹⁰ Markit Economics publishes a global PMI indicator using results of their national business surveys.¹¹ A global consumer confidence indicator is published by The Conference Board.¹² Some other institutions collect national survey data and calculate supra-national results. For example, the OECD publishes a business confidence indicator¹³ and a consumer confidence indicator¹⁴ for the OECD aggregate in its report “OECD Main Economic Indicators”. In addition, the European Commission calculates various survey based indicators for the EU, reflecting the situation in Europe.¹⁵

Composite indicators

Some institutions calculate composite indicators by broadening the scope beyond individual economic tendency survey results. The OECD maintains a system of composite leading indicators for its member countries and some non-member countries.¹⁶ It publishes composite indicators for various regions, including an indicator for the OECD member states (called OECD total) and an indicator which covers the OECD member states plus six main non-member economies (OECD total + Major six NME).¹⁷ The Conference Board has a broader scope; it calculates a leading and a coincident indicator for the global economic cycle.¹⁸ Both institutions construct their composite indicators based on expert knowledge to determine the inclusion of potential variables. Another indicator that fits into this category is documented in a research paper by Camba-Mendez et al. (2015), which targets industrial production in the euro area. It refers to both a hand-selected set of indicators as well as to a large data set from which subsets are generated by “automatic” statistical procedures.

The new Global Economic Barometers, which will be presented in detail below, are composite indicators based on economic tendency surveys. In this respect, they fit into the above category of survey-based indicators. However, they do not rely on a specific survey or a certain type of tendency surveys. The Global Economic Barometers exploit numerous tendency surveys amongst companies, consumer and experts all over the world. Those variables that pass an automated selection algorithm are subsequently combined into a coincident and a leading composite indicator for the global economic cycle. In that sense, they fit into the group of composite leading indicators as well.

¹⁰ See <http://www.cesifo-group.de/ifoHome/facts/Survey-Results/World-Economic-Survey.html>.

¹¹ See <https://www.markiteconomics.com>.

¹² See <https://www.conference-board.org/data>.

¹³ See <https://data.oecd.org/leadind/business-confidence-index-bci.htm#indicator-chart>.

¹⁴ See <https://data.oecd.org/leadind/consumer-confidence-index-cci.htm#indicator-chart>.

¹⁵ See https://ec.europa.eu/info/business-economy-euro/indicators-statistics/economic-databases/business-and-consumer-surveys_en.

¹⁶ See <https://data.oecd.org/leadind/composite-leading-indicator-cli.htm#indicator-chart>.

¹⁷ The included non-member economies are Brazil, China, India, Indonesia, Russian Federation and South Africa.

¹⁸ See <https://www.conference-board.org/data>.

3. Construction of the Global Economic Barometers

As mentioned above, we create two indicators for the world economy: a coincident indicator that is in sync with the global business cycle, and a leading indicator that leads the cycle by roughly six months. The construction of these Global Barometers starts with finding a quantitative measure for the global business cycle that can be used as reference series in the variable selection and aggregation procedures. The variables that enter the selection procedure are assembled from business, consumer and expert surveys all over the world. These are subsequently seasonally adjusted, transformed to make them stationary and shifted forward by their respective publication lags to avoid missing values at the end of the panel. To enter the aggregation procedure, those variables are selected that are either in sync with (coincidence indicator) or leading (leading indicator) the reference series and show a sufficiently high correlation with it of a predetermined sign. The selected variables are aggregated by extracting the first partial least squares factor for each of currently three regions that we identify. These regional Barometers are aggregated to the world level using regional GDP shares.¹⁹ To assess the performance of the Global Economic Barometers, we compute them in (pseudo) real-time starting from 2002m1 (where “m” denotes the month). The following sections will describe each of the above steps in more detail.

3.1. Measuring the business cycle

Business cycles are recurrent sequences of alternating phases of expansion and contraction among many economic activities (Burns and Mitchell, 1946). The business cycle reflects the common information and synchronicity simultaneously observed in different branches and demand components. In practice, the term “business cycle” turns out to be somewhat ambiguous, as it can refer to conceptually three different ways of measuring economic fluctuations. In the seminal work of Burns and Mitchell (1946), the so-called classical cycle is used. It looks at the fluctuations in the level of economic activity. The growth cycle (also called deviation cycle), focuses on fluctuations in economic activity around its potential. Finally, the growth rate cycle concentrates on fluctuations in the growth rate of economic activity.²⁰

Using simulated data, Figure 1 shows these three concepts, referring to the logarithm of a stylized output measure, which increases along a linear growth path. The classical cycle can be identified directly from this output measure. Peaks are in late 2013 and late 2018, troughs in early 2010 and early 2015. To construct the growth cycle, a trend measure is needed, which is subsequently subtracted from the output measure.²¹ The growth rate cycle in turn uses growth rates of the output measure. To construct growth rates, two data points over time are compared. Consequently, growth rates can be calculated in several ways. For the data of interest here, one approach is to compare the current month with the same month of the previous year. This results in the year-on-year (y-o-y) growth rate. Another option is to compare the current month with the previous month, which results in the month-

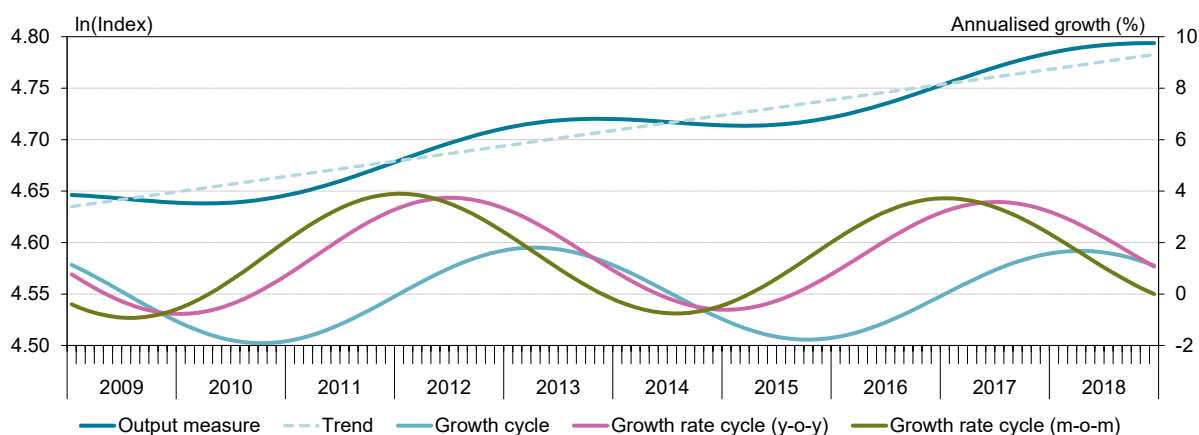
¹⁹ These regions are introduced to deal with the overrepresentation of particular regions in the number of variables. Currently, only three regions are used, as further disaggregation would lead to the opposite problem: an overrepresentation of regions for which only a limited number of variables are available.

²⁰ For detailed elaborations of these conceptual issues, see, e.g. Harding and Pagan (2005) and Proietti (2005).

²¹ As this is not directly observable, its estimation complicates matters substantially in practice.

on-month (m-o-m) growth rate.²² As can be seen in Figure 1, the growth rate cycles have a lead against both the growth cycle and the classical cycle. We adopt the concept of growth rate cycles, as they give the earliest indications for turning points, which is a major concern for observers of the business cycle.²³ Expansions (contractions) are thus identified by increasing (decreasing) growth rates.

Figure 1: Concepts of business cycles



3.2. The reference series

The obvious candidate for the approximation of cyclical aggregate economic activity is seasonally adjusted real GDP. For the world economy, the International Monetary Fund (IMF) publishes an estimate of the year-on-year real quarterly GDP growth rate at quarterly frequency. To this end, the IMF aggregates national GDPs to global GDP at purchasing power parity (PPP). The last vintage of the IMF GDP series referred to in this paper is dated 2018Q4, as presently the IMF paused the publication of this time series.²⁴

As our variable selection procedure will be based on analysing cross-correlations between a large number of variables and the reference series at different lags/leads, we need the variables and the reference series at the same frequency. Consequently, we have either to aggregate the monthly variables to quarterly frequency or to disaggregate the quarterly global GDP to monthly frequency. We choose to do the latter, because it allows for a more fine-grained analysis of the lead/lag-relationship between the variables and the reference series.

For the disaggregation, we first compute real quarterly global GDP levels from the IMF's real quarterly global GDP y-o-y growth rate, using 2014 as a base year. We then seasonally adjust the quarterly GDP

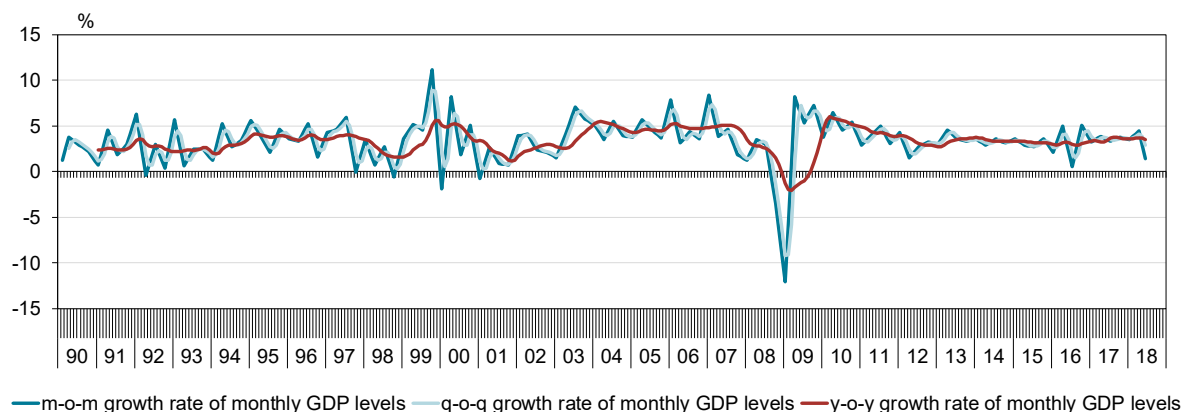
²² For ease of comparison, the m-o-m growth rate is shown in its annualised form.

²³ The classical cycle has a further disadvantage: if the trend growth rate is high (relative to the variance of the series), peaks and troughs will occur infrequently, which makes this concept less attractive.

²⁴ For the reference series underlying the monthly versions now published on <https://kof.ethz.ch/en/forecasts-and-indicators/indicators/kof-globalbaro.html>, we extend the IMF's last published y-o-y world GDP growth rate vintage with a KOF estimate based on official national statistics. As soon as the IMF resumes its publication, we will revert to it.

levels and disaggregate them with the Denton additive method. This method assures that the disaggregated monthly values add up to the original quarterly value.²⁵ The resulting monthly GDP level series enables us to compute growth rates at a monthly frequency.

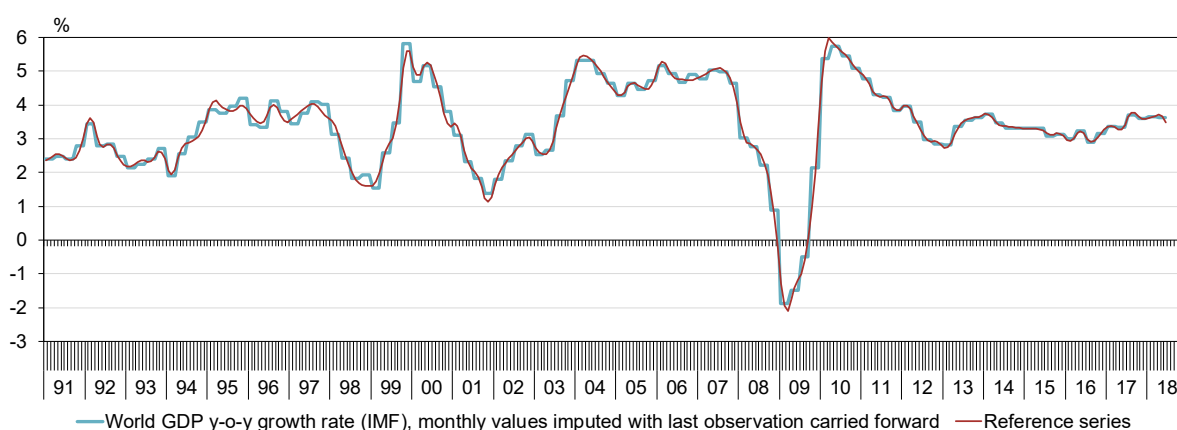
Figure 2: Reference series candidates



We consider month-on-month (m-o-m), quarter-on-quarter (q-o-q) and year-on-year (y-o-y) monthly GDP growth rates for the reference series. All three are depicted in Figure 2, computed with the 2018Q4 global GDP vintage. A disadvantage of using m-o-m or q-o-q growth rates is their high volatility. Measurement errors, weather effects, working day effects and other distortions can have huge effects on these growth rates, whereas systematic within-year seasonality is absent in y-o-y growth rates. In principle, m-o-m or q-o-q growth rates can be seasonally adjusted, but the results are quite sensitive to the chosen procedure and typically prone to considerable adjustments when new data points come in. Since the aim of the Global Barometer is to signal the underlying business cycle, and not high frequency fluctuations triggered by distortions or seasonality, our reference series is the comparatively smooth y-o-y growth rate of monthly GDP. Figure 3 plots the resulting reference series with the original quarterly year-on-year growth rate as published by the IMF. (For illustrative purposes, the monthly values are imputed with the last observation carried forward for three months.)

²⁵ The objective of the Denton additive method is a temporal distribution of the quarterly values to a monthly frequency in a way that keeps the difference between the estimated monthly series and an indicator series as constant as possible, subject to quarterly constraints. Since in the present case a constant is used instead of an indicator, the additive Denton method is similar to the Boot et al. (1967) first-difference approach. The procedure is not endpoint-stable. To construct a value for period t , it also uses information in period $t+1$ and beyond. For a discussion of various methods for temporal disaggregation, see Chen (2007).

Figure 3: IMF series and reference series



3.3. The pool of variables

The first decision that characterises our Global Barometers is that they are survey based composite indicators, i.e. we only consider variables from consumer, business and expert tendency surveys. In total, we have assembled a set of 1681 variables, for which we expect *a priori* that they have a close relationship with the world business cycle. All variables, along with their most important metadata, are listed in the Appendix.

The identified variables are time series at either a quarterly or a monthly frequency. We assign the variables to three different regions, namely Europe, Asia & Pacific & Africa and the Western Hemisphere. Table 1 shows the number of variables available from each region. Table 2 shows the variable count by sector and Table 3 by indicator type.

Table 1: Variable count by region

Region	Variable count	Percentage of total
Europe	995	59%
Asia & Pacific & Africa	359	21%
Western Hemisphere	327	19%

Table 2: Variable count by sector

Sector	Variable count	Percentage of total
Economy	405	24%
Retail and Wholesale Trade	271	16%
Construction	205	12%
Industry	657	39%
Services	143	9%

Table 3: Variable count by indicator type

Indicator type	Variable count	Percentage of total
Expectations	527	31%
Confidence	283	17%
Present Situation	871	52%

Notice that more than half of these variables stem from Europe. Section 3.6 will explain how we deal with this potential overrepresentation in the construction of the Global Barometer. In Section 4, we will look at the size of the contributions of the different variable categories to the Global Barometers.

As mentioned above, before submitting the variables to the selection procedure we – whenever possible – determine the expected sign of the association between the variables on the one and the reference series on the other hand. This is the result of judgement based on economic reasoning. In the automated variable selection procedure, only variables whose correlations with the reference series have the expected sign are considered, so that spurious correlations should largely be ruled out.

Some of the variables are affected by seasonality. To remove this, we send all variables through the X-13-ARIMA-SEATS seasonal adjustment procedure developed by the U.S. Census Bureau. Practically all series show evidence of noise. We do not try to increase the signal-to-noise ratio by sending the variables through low pass filters, as this is bound to lead to instability at the endpoints of the series. Assuming the noise in many instances to be uncorrelated across the large number of variables, it should largely cancel out when the variables are aggregated through the extraction of a single factor.

Depending on the variables' characteristics, we add transformations of the variables to the variable pool. The potential transformations are the logarithm and/or differences (1/3/12-month differences for monthly variables respectively 1/4-quarter differences for quarterly variables). For variables that are likely to contain a unit root, we add the differences of the variable to the variable pool and do not allow the original (i.e. the level) variable to enter the selection. For stationary variables, we allow both the level and the differences to enter. Since the transformations are either differences or monotone (logarithm), we assign the same expected sign to the transformations as to the original variables.

Prior to initializing the variable selection procedure, we have to deal with the so-called “ragged-edge” problem, which occurs when variables are missing values at the end of the sample due to a publication lag. To achieve a balanced panel at the end of the sample, as mentioned above, we shift the affected variables forward by the publication lag. In doing so, we follow the “vertical realignment” procedure applied in Altissimo et al. (2007) for the same purpose. In comparison to other methods devised for dealing with the ragged-edge problem, like filling them with forecasts based on autoregressive models, this realignment method does not lead to revisions in the past when a new vintage is released – something we want to avoid as far as possible. The information on the publication lags of the variables is based on experience. Specifically, we take the maximum publication lag a variable has experienced in the past year for the forward shift. When the publication lag of a variable happens to be larger than at any point in the past year, the missing values at the end of the panel are imputed with the expectation-maximization (EM) algorithm for partial least squares (see Section 3.5.3).

3.4. The variable selection procedure

In the variable selection procedure, we select those variables from the variable pool whose correlations with the reference series are sufficiently large, of the expected sign and show the desired lead/lag relationship with the reference series. For each variable, we compute the cross-correlations between the variable and the reference series at different leads and lags, from a lead of 12 months to a lag of 12 months. The lead of the variable to the reference series is then defined as the lead where the absolute cross-correlation is maximized. The sample period for computing the cross-correlations

is set to a 10-year rolling window. This reduces the dependence on distant past observations and allows for a timely update of the variable selection. The end of the 10-year window is set to the month of the last observation of the reference series. In practice, the 10-year window shifts forward by three months every quarter, i.e. each time our reference series is updated with an additional quarter.

Our goal is to create both a coincident and a leading indicator for the world business cycle, whereby the leading indicator should ideally lead the reference series by about six months. We incorporate this in the variable selection procedure. For a variable to be selected, it must meet the following criteria:

- The variable must have valid observations throughout the 10-year sample period.
- The recorded lead of the variable (lead where the absolute cross-correlation is maximized) must fall within a 7-month window centred at the desired lead of either 0 or 6 months. Hence, the lead must fall between -3 and +3 months for the coincident indicator and between +3 and +9 months for the leading indicator.
- To reduce the likelihood of spurious correlations, the sign of the cross-correlation at the recorded lead and the desired lead must comply with the exogenously imposed sign restriction.
- The cross-correlation at the recorded lead and the desired lead must pass the 5% significance level.

To compute the significance level, we use the fact that the sample cross-correlations between two independent stationary time series x and y are asymptotically normally distributed with

$$(1) \quad \hat{r}_{xy} \sim AN(0, T^{-1}[1 + 2 \sum_{j=1}^{\infty} r_x(i)r_y(j)]),$$

where $r_x(i)$ and $r_y(j)$ are the autocorrelations of x and y at lag j and T denotes the sample size (Brockwell and Davies, 1987, p. 400). The maximum order of the autocorrelation in equation (1) is chosen according to the Schwert criterion $[4(T/100)^{1/4}]$ (Schwert, 1989, p. 151). In order to ensure that the finite-sample estimate of the variance is positive, we use the Bartlett kernel as in Newey and West (1987). The usual z-test statistic is computed in the form of the ratio of observed cross-correlation and its standard deviation. We perform a one-sided test for variables with pre-defined sign restrictions and a two-sided test for variables without.

The selection criteria presented above are applied to all transformations of the same original variable. If multiple transformations fulfil the above criteria, only the transformation with the maximum correlation at the desired lead is selected.

Our procedure is related to variable selection methods based on regression coefficients and “hard thresholding” commonly used in factor models. In the context of macroeconomic time series forecasting, Bai and Ng (2008) have introduced the “targeted predictors” approach, where only those variables enter the principal components extraction whose predictive power for the response is significant at some pre-determined level. Hard thresholding based on regression coefficients is a common approach in partial least squares regression as well.²⁶ In contrast to the implementations referred to above, however, our method not only utilises hard thresholding, but also selects variables based on their

²⁶ For an overview of variable selection methods for partial least squares, see Mehmood et al. (2012).

lead/lag-relationship with the target series. In Section 6.1, we test how omitting the variable selection affects the quality of the Global Barometers in terms of prediction accuracy and leading properties.

3.5. Univariate partial least squares regression

Consider the multilinear regression

$$y = X\beta + \varepsilon$$

with a $T \times 1$ response variable y and a $T \times N$ matrix $X = [x_1, x_2, \dots, x_N]$ of N explanatory variables. The ordinary least squares (OLS) solution is given by

$$\hat{\beta} = (X'X)^{-1}X'y.$$

If $N > T$, the matrix $X'X$ is singular and no unique solution for $\hat{\beta}$ exists. When $N \leq T$ but N is large relative to T , OLS is prone to overfitting, such that the model fits the in-sample data and its noise well, but fails to give good out-of-sample predictions. Partial Least Squares (PLS) regression circumvents these problems by constructing a smaller number of new explanatory variables, often called latent variables or *factors*, that explain as much of the covariance between X and y as possible. The PLS factors are linear combinations of the variables in X and uncorrelated with each other. The best-known algorithm for partial least squares regression is the NIPALS algorithm, originally proposed by Wold et al. (1984). It can be summarized as follows:

- Standardize each x_i and y to have zero mean and unit variance.
- For factors $k = 1, 2, \dots, K$:
 1. $w_k = X'y$, (each $w_{ki} = cov(x_i, y)$)
 2. $w_k = \frac{w_k}{||w_k||}$
 3. $f_k = Xw_k$
 4. $p_k = X'f_k/f_k'f_k$, (each p_{ki} = regression coefficient of x_i on f_k)
 5. $X = X - f_k p_k'$
- Outputs:
 - Factors $F = [f_1, f_2, \dots, f_K]$
 - Weights $W = [w_1, w_2, \dots, w_K]$
 - Loadings $P = [p_1, p_2, \dots, p_K]$

Steps 1 and 2 solve the following maximization problem:

$$(2) \quad \max_{w_k} cov(Xw_k, y), \text{ subject to } ||w_k|| = 1.$$

Hence, the weights w_k are chosen such that covariance between the factor $f_k = Xw_k$ and y is maximized. In steps 4 and 5, the matrix X is replaced with the residuals of the OLS regression of the variables x_i on f_k . Geometrically, the x_i are hereby orthogonalised with respect to f_k , guaranteeing that the next factor is uncorrelated with the previous ones.

In our application, X consists of the variables selected by the variable selection procedure and the response variable y is given by the reference series. In line with the variable selection, the in-sample period is set to a 10-year window that ends in the month of the last observation of the reference

series. We limit ourselves to a single PLS factor f_1 , which, scaled to a standard deviation of 10 and centred around 100 over the in-sample period, represents the Global Barometer.

3.5.1. Relationship to principal components regression

In PLS regressions, both y and X inform the construction of the factors. In contrast, principal components (PC) regressions choose the factors such that they explain as much of the variance in X as possible. Instead of equation (2), PC regressions solve the following maximization problem for all factors:

$$\max_{w_k} \text{var}(Xw_k) \text{ subject to } \|w_k\| = 1$$

Amongst others, Helland (2001) argues that PLS regressions can have an advantage over PC regressions in terms of prediction accuracy when the number of latent variables is constrained. For example, if it is not the first principal component (or the first few, corresponding to the constraint), but subsequent components that have the strongest correlations with y , selecting only the first (few) components from a standard PC extraction will lead to imprecise predictions. This may appear relevant for our application, which resorts to a single factor. However, our variable selection procedure aligns the first component to y , reducing the number of components needed, in the same manner as the “targeted predictors” approach from Bai and Ng (2008).

3.5.2. The case for partial least squares and a single factor

Our preference for PLS regressions over PC regressions is less motivated by prediction accuracy, but by our interest in the contributions of individual variables and sub-groups of variables to the Barometer and their “interpretability”. Given the criteria in our variable selection procedure, only variables are selected whose correlations with the reference series are of the theoretically correct sign (given by expert judgement) and pass a certain significance threshold.

With PC regressions, the signs of the loadings of the variables have no directly interpretable relationship to the variables’ correlations with the reference series. A variable can have a positive correlation with the reference series and at the same time have a negative PC loading.²⁷ As a result, the contributions of the selected variables to the Barometer are not guaranteed to have the expected sign. In PLS regressions, the first factor weights of the variables are proportional to their correlations with the reference series. Formally, for two variables x_1 and x_2 and their first PLS factor weights w_{11} and w_{12} , the following holds: $w_{11}/w_{12} = \text{corr}(x_1, y)/\text{corr}(x_2, y)$. Consequently, PLS guarantees that the selected variables will always contribute to a Barometer with their expected sign. Another interesting property of PLS is that the relative weight of individual variables (i.e. w_{11}/w_{12}) is independent of the other variables included in the panel. A sub-group of variables will generate the same sub-indicator regardless of the other variables in the panel (unless the sub-group consists of missing values that are imputed with the help of the other variables, as with e.g. the EM algorithm).

In the same manner, we argue against the use of multiple factors. The weights in the second or further PLS factors have no direct relationship to the variables’ correlations with the reference series. The

²⁷ However, the factor loadings have a direct relationship to the variables’ correlations with the first principal component. In fact, the PC loadings are equivalent to the PLS weights calculated with the first principal component as the response. Due to the similarity of the first principal component and the reference series, PC loadings with the wrong sign may be relatively rare, but if they occur, they can easily lead to wrong conclusions.

combined factor contributions of the selected variables to the Barometer are not guaranteed to have the expected sign and their relative size depends on the other variables in the panel.

How the use of PLS regressions instead of PC regressions affects the quality of the Global Barometers in terms of prediction accuracy and leading properties, is analysed in Section 6.4.

3.5.3. Missing values

Our variables include time series with quarterly frequency, where two months in three are missing in the panel. In addition, time series with unexpected publication delays will have missing observations at the end of the panel. To construct the PLS factor in the presence of missing values, we use the expectation-maximization (EM) algorithm for partial least squares as proposed by Rännar et al. (1995), often called iterative algorithm (e.g. Walczak and Massart, 2001). The steps of this algorithm are:

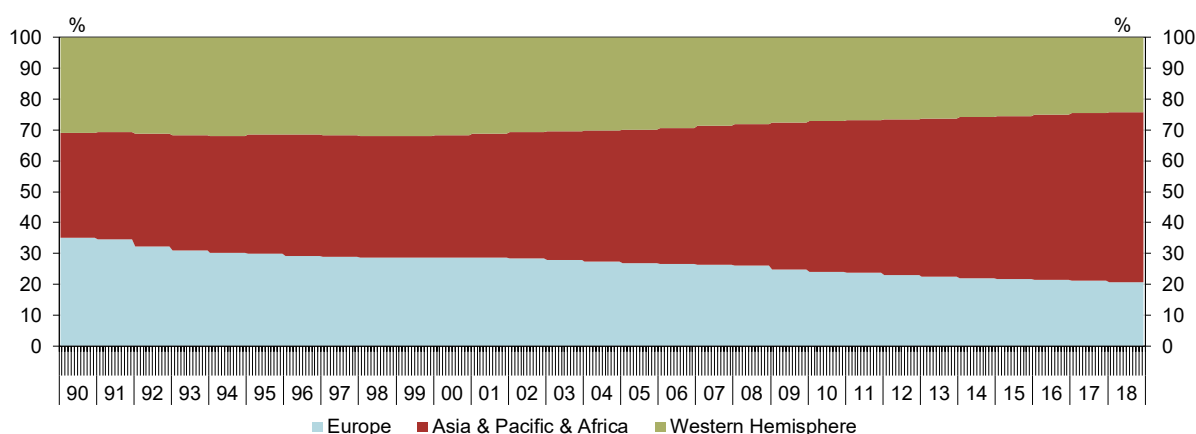
- Fill the missing values in X with their initial estimates (mean imputation is commonly used, i.e. the missing values in x_i are filled with the mean of x_i).
- Repeat the following steps until convergence is reached:
 1. Compute the partial least squares factors T and loadings P .
 2. Reconstruct X with $\hat{X} = TP$.
 3. If the absolute differences between the missing values in \hat{X} and the corresponding values in X are below a certain threshold, stop.
 4. Replace the missing values in X with \hat{X} and go to 1.

Since the world GDP growth rate underlying the reference series has a publication lag of up to seven months and since it is only updated once per quarter, the response variable will inevitably lack observations at the end of the panel. We do not attempt to impute the reference series, but instead set the end of the 10-year in-sample period to the month of the last observation of the reference series. Out-of-sample, we use the weights W and loadings P computed in sample to impute the missing values.

3.6. Regional aggregation

We have seen in Table 1 that variables from Europe make up 59 per cent of the variables in our variable pool. In contrast, Europe's share of global GDP is much lower. Figure 4 plots the regional shares of global GDP over time. The calculation is based on the 2019 vintages of the regional GDPs at purchasing power parity (PPP) as published annually by the IMF. In 2018, Europe's share of global GDP was 21 per cent.

Figure 4: Regional shares of global GDP



Over- or underrepresentation of particular regions may lead to an over- or underrepresentation in the number of selected variables and ultimately in their weight in the aggregation to the Global Barometers. Table 4 and Table 5 summarize the relevant statistics for the coincident as well as leading Barometer computed for 2018m12. They show the percentages of available variables for every region, the percentages of selected variables and the shares of the sums of their absolute partial least squares weights. The last columns show the regions' shares in PPP adjusted global GDP to indicate potential over- or underrepresentation.

Table 4: Regional shares for coincident Barometer 2018m12

Region	Available variables	Selected variables	Abs. PLS weights	World GDP
Europe	59%	63%	64%	21%
Asia & Pacific & Africa	21%	16%	16%	55%
Western Hemisphere	19%	21%	20%	24%

Table 5: Regional shares for leading Barometer 2018m12

Region	Available variables	Selected variables	Abs. PLS weights	World GDP
Europe	59%	59%	58%	21%
Asia & Pacific & Africa	21%	20%	23%	55%
Western Hemisphere	19%	21%	19%	24%

As the Global Barometers are supposed to indicate the global business cycle, over- or underrepresentation of particular regions is a potential issue. To address this, we could try creating regional indicators based on regional reference series and aggregate them with regional GDP weights to arrive at the Global Barometers. Unfortunately, regional GDPs are only available at yearly frequency (and not quarterly, as the global aggregate). They are thus not delivering enough information across time to form a basis for constructing quantifications of regional business cycles as monthly growth rates.

As it is the explicit aim of the Global Barometers to indicate the global development, referring to the same global target series for all regional aggregates ensures that our approach, whilst effectively correcting the variables' weights by regions, directly focusses on global economic development. Hence, we adopt the following procedure to address the issue:

- The variable selection is performed using the global reference series.
- The PLS factor is extracted for every region separately. The global reference series is used as response variable.
- The regional PLS factors are aggregated into a single indicator with the latest available annual GDP shares as depicted in Figure 4 (which is based on the 2019 vintage).²⁸ In Section 6.2, we will look in detail at how the baseline Global Barometers using regional aggregation compare to Global Barometers using no regional aggregation.

3.7. Construction in pseudo real-time

To assess how well the two Global Economic Barometers indicate the world business cycle in real-time, we compute both Barometers in pseudo real-time for every month from 2002m1 to 2018m12. The attribute “pseudo” refers to the fact that we do not have real-time vintages for the variables and global GDP over the relevant period and therefore have to resort to creating pseudo real-time vintages from the 2018m12 vintage.²⁹ When creating the pseudo real-time vintages, it is important to simulate the publication lags of the variables. A vintage in period t of a variable with publication lag l will only have values up to period $t - l$. It is thus implicitly assumed that the publication lags of the variable are constant over time.

When choosing the start date of the pseudo real-time period, we have to consider the availability of vintages for other indicators of the world economy. Vintages for the OECD indicator are available from 2001m1 onwards. In addition, we have to take into account that our in-sample period for the variable selection is 10 years and only variables that have valid observations over those 10 years can thus be selected. The number of available variables is thereby reduced the further we go back in time.

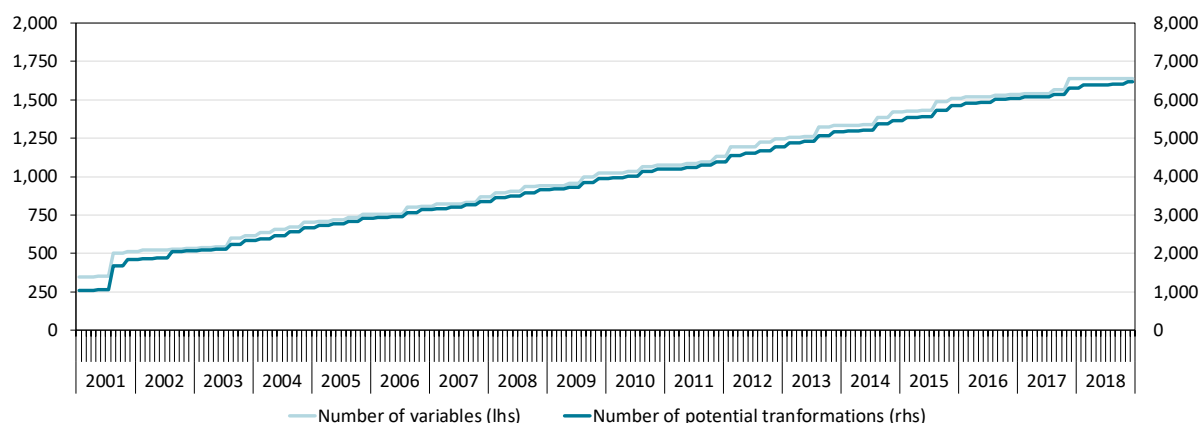
Figure 5 plots the number of available variables for every month starting in 2001m1 and ending in 2018m12. In early 2001, we would have been able to work with only about 1000 transformations. This almost doubles when moving to 2002. To avoid this sudden increase in available variables, we have decided to set the start of the pseudo real-time period to 2002m1.

We are forced to set the end of the pseudo real-time period to 2018m12, because the IMF has paused the publication of the y-o-y world GDP growth rate that underlies our reference series in early 2019.

²⁸ Due to the publication lag of the regional GDP vintages, up to two years are missing for the aggregation at the end of the vintages. (The IMF publishes its estimates of regional GDPs in mid-April the following year.) We impute the missing one to two years by forecasting the regional annual GDP growth rates with an AR(2) model. Note that this imputation only affects the weighting of the PLS factors in the aggregation in the last one to two years of the sample.

²⁹ We tried to collect real-time vintages of the IMF’s y-o-y world GDP growth rate. However, we only partially achieved this. For the period October 2012 and January 2019, we managed to collect 42 out of 76 monthly vintages that go back far enough in time to allow for the construction of the reference series. The gaps between vintages make it difficult to draw strong conclusions based on such a real-time analysis. We will therefore use the 2018m12 vintage of the IMF’s y-o-y world GDP growth rate throughout.

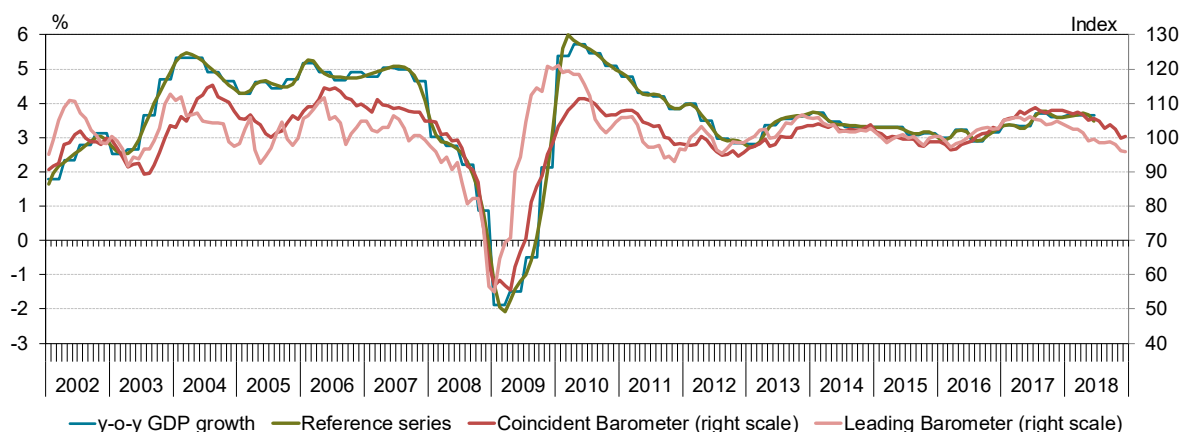
Figure 5: Number of variables with valid observations throughout the 10-year sample period across Barometer vintages



4. The resulting Global Economic Barometers

Figure 6 shows the resulting coincident and leading Global Barometers together with both the y-o-y real GDP growth rate as published by the IMF and the constructed monthly version thereof, which we label our reference series. All observations for the two Global Barometers are pseudo real-time out-of-sample. A couple of observations can be made.

Figure 6: Global Economic Barometers in pseudo real-time together with the reference series



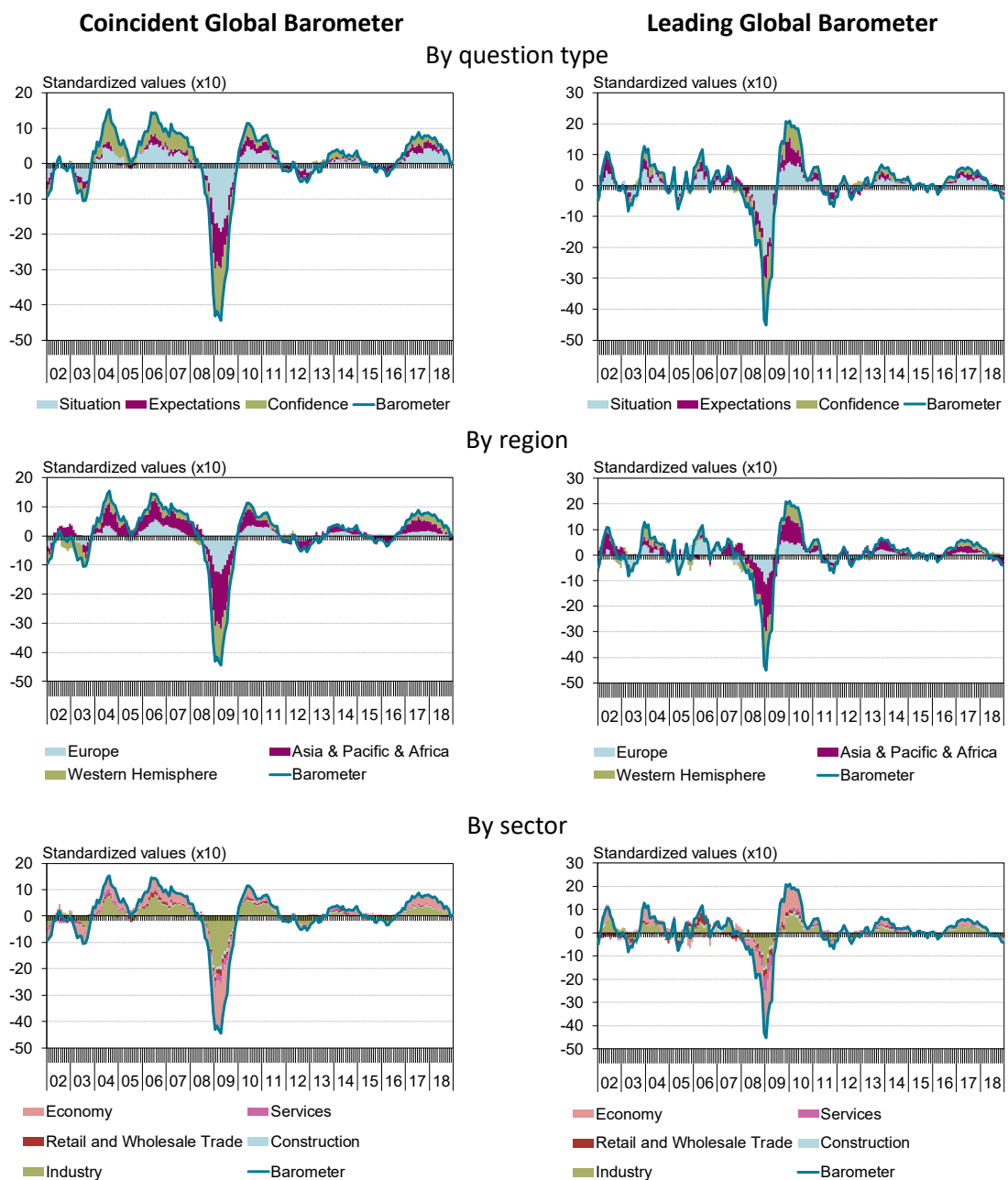
First, the leading indicator indeed appears to be leading both the coincident indicator and the reference series – the leading Barometer is earlier than the coincident to signal the major turning points of the reference series.

Second, due to the large number of variables, where we expect the noise to be largely uncorrelated, we do not resort to low-pass filtering. This increases the endpoint stability of the Barometers. Yet, the leading Barometer appears more volatile than the coincident. This especially holds in the early part of the sample period. One reason for the higher volatility in the earlier part is probably the relatively limited number of variables from which the procedure can select those with an appropriate lead.

Third, whereas the average growth rate before the Great Recession was clearly higher than in the period afterwards, the Barometers are not affected by this structural change. Its within sample average is constructed to be a 100 with a standard deviation of 10. Hence, the Barometers are allowed to adapt to changing situations.

To analyse what is driving the Barometers, we can classify the different variables into different groups. In the current version, we split up the selected variables by indicator/question types (present situation, expectations, or confidence), by regions (Western Hemisphere, Asia & Pacific & Africa, or Europe), or by sectors (Industry, Construction, Retail and Wholesale Trade, Services, and the (overall) Economy). These three different classification dimensions are shown in the three panels of Figure 7.

Figure 7: Contributions to the Barometers along different dimensions



Some remarks are in order. First, although one might expect that the coincident indicator would be largely driven by assessments of the current situation and the leading indicator by more forward-looking questions, this does not show very strongly in Figure 7. Although perhaps forward looking (coincident) from a country or sector perspective, this does not necessarily imply that these are forward looking (coincident) from a world business cycle point-of-view. Second, the “regions” panel shows that that all three broader regions that we distinguish contribute significantly to the development of the two indicators. Third, the last row of the figure makes clear that mainly the industry and information regarding the overall economy drive the dynamics from this sector perspective.

5. Comparing the new Global Economic Barometers with other major composite leading indicators for the world economy

The Global Barometer is not the only leading indicator in the world. It is therefore natural to compare our indicators with some prominent ones produced by researchers at other institutions. The discussion in Section 2 suggests that the main comparable indicators are those of the OECD, the Conference Board, Ifo and Markit Economics.

The composite leading indicators of both the OECD and The Conference Board differ regarding the underlying business cycle concept. The OECD indicator focuses on growth cycles. To measure this cycle, de-trended GDP is used.³⁰ The trend is removed by applying the Hodrick-Prescott filter (Hodrick and Prescott, 1997). On the other hand, The Conference Board indicators target economic expansions and contractions. In this sense, the indicators try to signal the classical business cycle that looks at fluctuations in the level of economic activity. However, the Conference Board Leading indicator can be “de-trended”. As the indicator is calculated with symmetric growth rates, one can calculate a stationary indicator with the inverse function.³¹

Furthermore, both are based on comparatively small sets of variables. These variables are “hand-selected”.³² This parsimony is not a flaw in general. However, it implies that economic experts continuously have to monitor the suitability of each variable. If problems are identified, variables have to be replaced with others. The new Global Barometers try to reduce the impact of resorting to economic expertise, and this at irregular intervals. The composition of the Global Barometers and their construction is intended to be transparent and non-subjective in nature. For that, we resort to a much larger set of variables and we have defined strict rules for the variable selection procedure.

The Global Barometers can also be compared to survey based indicators. The Ifo World Economic Indicator relies on expert surveys, and the Markit PMI indicator on business surveys. Neither indicator has a specific business cycle concept as a target. Often, they appear to be seen as indicators for the growth cycle. Both indicators rely on one or very few questions from in surveys in various countries.

Because the Markit PMI indicator and the Conference Board indicator are not publicly available and access is given only to paying customers, they are excluded from the following calculations. Hence, we

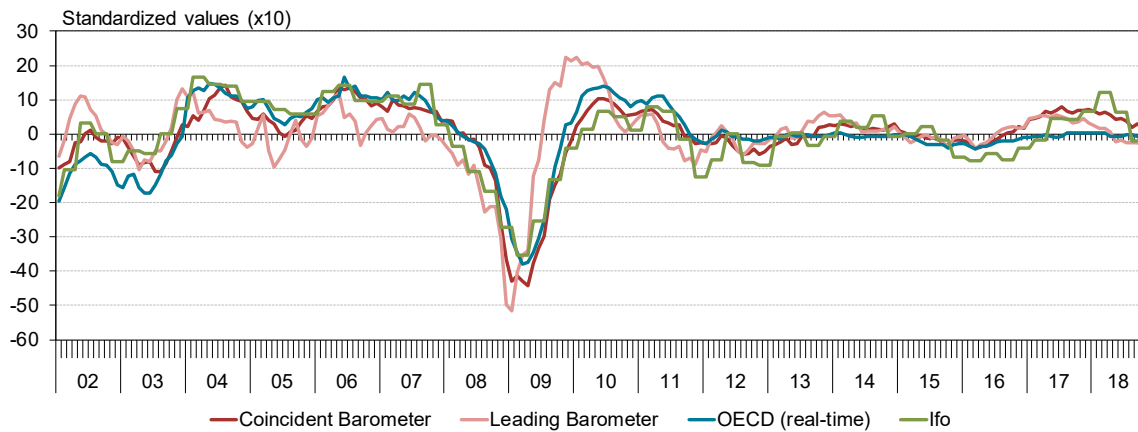
³⁰ Since 2012, the OECD uses monthly de-trended GDP as reference series. Before 2012, the de-trended index of industrial production was used; see Fulop and Gyomai (2012).

³¹ The trend in the indicator I_t is removed by $x_t = 200 (I_t/I_{t-1} - 1)/(I_t/I_{t-1} + 1)$.

³² See OECD (2012) and The Conference Board (2001, pp. 13–15) for descriptions of the respective selection processes.

will compare the Global Barometers with the OECD and the Ifo World Economic Climate indicator. Figure 8 shows the four indicators, transformed to the same means and variances to ease comparison. In relation to the OECD indicator, the Ifo indicator is coincident according to cross-correlations (correlation 0.85), and our Coincidence Barometer is also coincident (correlation 0.9). The Leading Barometer, on the other hand, has a lead. The maximum cross-correlation is at a lead of three months (correlation 0.77).

Figure 8: Selected indicators for the world business cycle



In practice, publication lags play a key role. The OECD leading indicator is published about two months after the reference period. The Ifo World Economic Climate is at a quarterly frequency and is published in the first half of the second month of the reference period, so that it is available before the end of the reference period.

So far, statistics for the indicators are calculated in a static manner. That means that especially lags of the target series are not considered. However, in a forecasting exercise one would also include lags of the target series. To address this, one first has to choose a target series. Hence, the results may differ, depending on the target series used. Because the indicators are constructed with different business cycle concepts in mind, there could be various target series. In this exercise, we choose quarterly global real year-on-year (y-o-y) GDP growth as published by the IMF. The reason is that this is one of the very few GDP variables available for the global level. It is at a quarterly frequency and published by an official body. Y-o-y growth rates imply a phase shift compared to a growth cycle. As compared to quarter-on-quarter rates, it is much less volatile and thereby better visualises a business cycle, independent of the underlying concept.

The GDP vintage that was available at the end of the year 2018 is used in a pseudo real-time setup. In order to simulate the real-time situation, one also needs to know the publication lag of this reference series. According to the IMF, however, there is no fixed timeframe for its publication. The past shows that data for the first quarter are often published in July, for the second quarter in September or October, for the third quarter in January and for the fourth quarter in April. This means that a reasonable assumption for the real-time exercise is that the data for a particular quarter is published after the end of the following quarter. Accordingly, in an AR model for GDP, one cannot include an AR(1) term. Lags of GDP can start in a model with $t-2$.

Regarding the indicators, we use the following setup:

- OECD composite leading indicator: Real-time vintages are publicly available on the OECD website. Vintages are available at a monthly frequency since January 2001.
- Ifo World Economic Climate: Real-time vintages are not available; the analysis is conducted in pseudo real-time. This should not cause problems, as the indicator is usually not revised.
- Global Economic Barometers: For the Global Economic Barometers, we calculate pseudo real-time vintages from January 2002 onwards. Since real-time vintages of the underlying variables are not available, pseudo real-time series are used to calculate (pseudo) real-time vintages of both Barometers.

The setting of the simulated real-time experiment is as follows. Starting from April 2002, we begin by forecasting annual GDP growth for the third quarter of 2002, using time series dating back to 1992. This allows us to use an estimation period of 10 years. Over time, we calculate rolling out-of-sample forecasts so that we always have the same length of the underlying time series. As we are not increasing the sample size, we can apply the Giacomini White approach to test nested hypotheses regarding forecasting performance.

We simulate the real-time forecasting situation, starting in the first month of the quarter before the reference quarter and ending with the situation in the last month of the reference quarter. Since the OECD indicator and the Global Barometers are monthly indicators and the target series of GDP is at a quarterly frequency, we have to deal with mixed frequencies. The unrestricted MIDAS approach (U-MIDAS) is applied here. In the model, we allow for up to three lags in the GDP autoregressive part and up to nine lags for the monthly indicator variables. However, we exclude the publication lags. For each forecast, a specific model is selected by the Bayesian Information Criterion (BIC). In general, the model for the monthly indicators can be written as follows:

$$y_t - \alpha_1 y_{t-1} - \dots - \alpha_p y_{t-p} = \sum_{i=0}^k \sum_{j=0}^{l_i} \beta_j^{(i)} x_{tm_i-j}^{(i)} + \varepsilon_t,$$

with y_t the low frequency series and x_t the high frequency series. For quarterly y and monthly x , it is $m = 3$. In the present case, $p = 3$ and $l_i = 9$ with $i = 1$. For the monthly indicators, lags of x are deleted according to the publication lags. For the quarterly Ifo World Economic Climate an ordinary Autoregressive Distributed Lag Model is estimated.

Table 6 shows the Root Mean Squared Errors (RMSE) of the rolling out-of-sample forecasts of different approaches. All models, including indicators, perform better than the simple AR approach.

Table 6: Comparing forecasting performance of different global indicators

Prediction period: 2002q3- 2018q2 (64 forecasts)	AR-Model	OECD CLI	ifo WEC	coincident Global Baro	leading Global Baro	OECD CLI	ifo WEC	coincident Global Baro	leading Global Baro
	Data situation in quarter of forecast	Root Mean Squared Errors					p-values indicators vs. AR-Model (one-sided)		
1st month of previous quarter	1.58	1.07	1.14	1.04	0.92	0.05	0.12	0.07	0.06
2nd month of previous quarter	1.58	0.97	0.92	0.84	0.91	0.05	0.06	0.05	0.06
3rd month of previous quarter	1.58	1.06	0.92	0.88	0.90	0.05	0.06	0.05	0.06
1st month of current quarter	1.19	0.76	0.91	0.76	0.76	0.05	0.14	0.07	0.06
2nd month of current quarter	1.19	0.65	0.79	0.72	0.81	0.03	0.08	0.05	0.05
3rd month of current quarter	1.19	0.69	0.79	0.70	0.83	0.04	0.08	0.04	0.05

In particular, the coincident Global Barometer has its strengths in the quarter before the reference quarter. In the second and third months of the previous quarter, the RMSEs are relatively small compared to the OECD indicator. The leading Global Barometer performs relatively well in the months before the reference quarter compared to the OECD indicator. Especially in the first month of the previous quarter, the leading Global Barometer provides additional information. The right part of the table shows the p-values of Giacomini White tests. Models containing the OECD indicator always perform significantly better than the AR approach, which is taken as the benchmark. In addition, the coincident and leading Global Barometers both outperform the AR approach, with p-values ranging from 0.04 to 0.07. The situation for Ifo indicator is less clear. It is never significant at the 5%-level, with p-values ranging from 0.06 to 0.14. It performs best in months two and three of the previous quarter.

Tests to discriminate between the indicators, rather than between the indicators and the AR-benchmark, show that there are in general no significant differences between the different indicators.³³

6. Robustness tests

We now report a variety of robustness tests to verify that our chosen methodology is preferable to some straightforward alternatives. In the first test, we omit the variable selection procedure and extract the PLS factor from all variables in the pool. In the second test, we do not aggregate the Global Barometers from regional Barometers using regional GDPs, but construct them directly. The third test ignores the data during the time of the Great Recession in the construction of the Global Barometers. For the fourth test, we use principal components instead of partial least squares for the aggregation.

We assess how well our baseline Global Barometers do vis-à-vis the above alternatives by evaluating how well they forecast the reference series over the pseudo real-time period from 2002m1 to 2018m12. More precisely, we construct the Barometer vintages for all versions in pseudo real-time and use them to make a straightforward forecast of the reference series for various forecast horizons.

For the reference series forecast, we use the following model:

$$r_{t+h}^v = b_t^v \beta + \varepsilon, \quad h = -5, \dots, 12, \quad v = 2002m1, \dots, 2018m12,$$

where b^v is the Barometer vintage available at v and r^v is the corresponding reference series vintage and h is the forecast horizon. The in-sample period is set to 10 years, ending with the last month of

³³ The results of these tests are omitted to save space. They are available upon request.

the reference series vintage r^v . The last month of r^v falls between $v - 7$ and $v - 10$ due to the (simulated) 7-month publication lag of the underlying quarterly GDP series. We estimate the above model for every month in pseudo real-time period and for all forecast horizons to arrive at the forecasts \hat{r}_{t+h} .

The forecasts are evaluated by computing the correlations and the RMSEs of the forecasts with the newest reference series vintage available (the 2018m12 vintage). Formally:

$$CORR_h = CORR(\hat{r}_{t+h}, r_{t+h}^{2018M12}), \quad RMSE_h = RMSE(\hat{r}_{t+h}, r_{t+h}^{2018M12})$$

The horizon h , at which $CORR_h$ peaks, is defined as the lead of a Barometer. The ideal Barometer should not only exhibit a high correlation and low RMSE at the desired lead, but also exhibit a peak in the correlation at the desired lead. Consequently, the coincident Barometer should have its highest correlation at $h = 0$ and the leading Barometer at $h = 6$. In combination, we will refer to these desirable properties as the *quality* of the Global Barometers.

In addition to the RMSEs, we report the p-values of a one-sided Diebold-Mariano test (Diebold and Mariano, 1995) with the alternative hypothesis that the baseline Barometer has the lower forecast error. The truncation lag in the Newey-West estimator is determined by the Schwert criterion $[4(T/100)^{1/4}]$.

Table 7 and Table 8 show the RMSEs and p-values of the references series forecasts for all versions and all forecast horizons for the coincident respectively the leading Global Barometer. The corresponding Figure 9 plots the correlations for all versions and all forecast horizons. In the following sections, we will discuss the robustness tests individually, referring to these results.

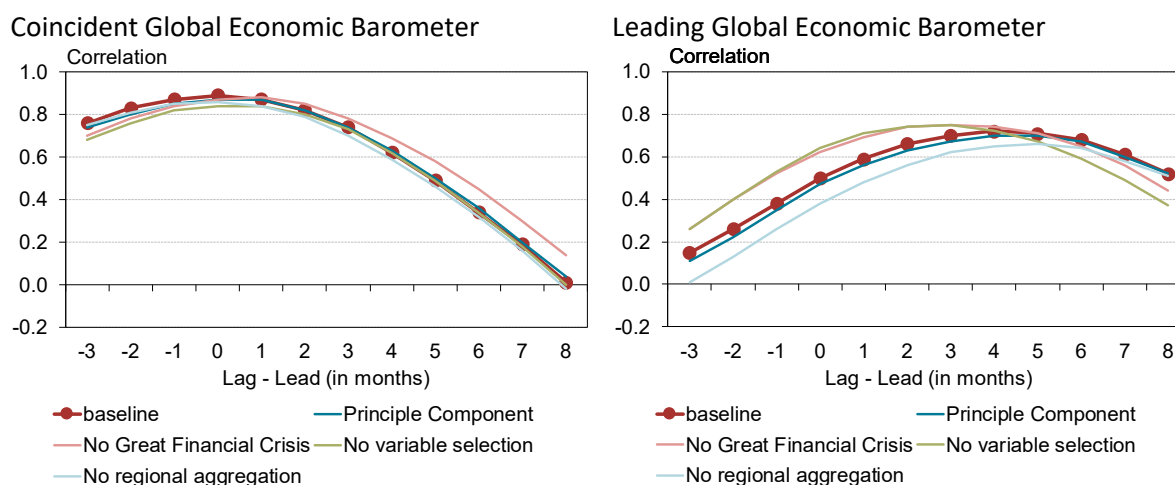
Table 7: Coincident Barometer robustness tests – RMSEs (p-values) of reference series forecasts

Horizon	Baseline	Principal Component	No Great Recession	No Variable Selection	No Regional Aggregation
-5	1.19	1.22 (0.05)	1.27 (0.11)	1.31 (0.11)	1.18 (0.58)
-4	1.09	1.12 (0.04)	1.18 (0.12)	1.22 (0.13)	1.08 (0.54)
-3	0.97	1.01 (0.03)	1.06 (0.14)	1.11 (0.13)	0.98 (0.45)
-2	0.84	0.88 (0.03)	0.93 (0.16)	0.99 (0.12)	0.87 (0.32)
-1	0.74	0.77 (0.03)	0.80 (0.19)	0.89 (0.09)	0.79 (0.19)
0	0.69	0.71 (0.05)	0.71 (0.30)	0.83 (0.07)	0.76 (0.08)
1	0.72	0.73 (0.23)	0.71 (0.68)	0.83 (0.13)	0.80 (0.04)
2	0.83	0.83 (0.57)	0.78 (0.84)	0.90 (0.28)	0.91 (0.06)
3	0.99	0.98 (0.72)	0.91 (0.86)	1.01 (0.42)	1.04 (0.09)
4	1.15	1.13 (0.77)	1.06 (0.86)	1.14 (0.50)	1.19 (0.14)
5	1.29	1.27 (0.79)	1.19 (0.86)	1.27 (0.55)	1.31 (0.23)
6	1.40	1.39 (0.80)	1.32 (0.86)	1.38 (0.57)	1.41 (0.34)
7	1.49	1.47 (0.81)	1.42 (0.86)	1.46 (0.60)	1.49 (0.47)
8	1.55	1.54 (0.81)	1.49 (0.86)	1.53 (0.62)	1.54 (0.57)
9	1.59	1.58 (0.84)	1.55 (0.88)	1.57 (0.66)	1.58 (0.64)
10	1.62	1.61 (0.88)	1.58 (0.89)	1.60 (0.71)	1.60 (0.73)
11	1.63	1.62 (0.95)	1.61 (0.92)	1.61 (0.76)	1.61 (0.82)
12	1.64	1.63 (0.99)	1.62 (0.93)	1.62 (0.79)	1.61 (0.88)

Table 8: Leading Barometer robustness tests – RMSEs (p-values) of reference series forecasts

Horizon	Baseline	Principal Component	No Great Recession	No Variable Selection	No Regional Aggregation
-5	1.46	1.46 (0.57)	1.50 (0.29)	1.50 (0.29)	1.48 (0.10)
-4	1.48	1.48 (0.36)	1.48 (0.52)	1.49 (0.46)	1.51 (0.10)
-3	1.47	1.48 (0.18)	1.43 (0.78)	1.43 (0.68)	1.52 (0.09)
-2	1.43	1.44 (0.09)	1.36 (0.83)	1.35 (0.84)	1.49 (0.08)
-1	1.36	1.38 (0.07)	1.27 (0.83)	1.24 (0.90)	1.44 (0.07)
0	1.27	1.29 (0.06)	1.17 (0.81)	1.13 (0.90)	1.37 (0.06)
1	1.18	1.21 (0.05)	1.08 (0.80)	1.03 (0.89)	1.29 (0.06)
2	1.10	1.13 (0.05)	1.01 (0.79)	0.98 (0.86)	1.22 (0.05)
3	1.04	1.08 (0.04)	0.99 (0.78)	0.97 (0.77)	1.16 (0.05)
4	1.02	1.05 (0.05)	0.99 (0.74)	1.01 (0.52)	1.12 (0.04)
5	1.03	1.05 (0.08)	1.04 (0.32)	1.09 (0.21)	1.12 (0.04)
6	1.08	1.09 (0.23)	1.12 (0.20)	1.19 (0.10)	1.14 (0.08)
7	1.17	1.17 (0.51)	1.22 (0.19)	1.29 (0.08)	1.20 (0.21)
8	1.27	1.26 (0.72)	1.32 (0.19)	1.39 (0.07)	1.28 (0.39)
9	1.36	1.35 (0.80)	1.41 (0.19)	1.48 (0.06)	1.36 (0.52)
10	1.44	1.42 (0.83)	1.48 (0.20)	1.54 (0.05)	1.43 (0.62)
11	1.50	1.49 (0.83)	1.53 (0.20)	1.59 (0.05)	1.48 (0.69)
12	1.55	1.54 (0.81)	1.57 (0.21)	1.62 (0.06)	1.52 (0.77)

Figure 9: Global Economic Barometers robustness tests – correlations with reference series



6.1. No variable selection

Remember that we expect to improve the quality of the Global Barometers by discarding variables that have a low correlation with the reference series or undesirable lead/lag properties. In the context of economic time series forecasting, the “targeted predictors” approach by Bai and Ng (2008) is used

in conjunction with principal components, where the targeting orients the first component towards the response. As discussed above, the benefits of targeting are less obvious with partial least squares. By design, PLS puts less weight on variables that are noisy and have a low correlation with the target series. It is conceivable that the exclusion of variables based on our criteria is of no additional benefit.

The left part of Figure 9 shows the correlations and Table 7 reports the RMSEs for the baseline coincident Barometer and the version without variable selection. The baseline version has a higher correlation and a lower RMSE at a horizon of zero. According to the one-sided DM-test, the difference is significant at the 10%-level. The right part of Figure 9 and Table 8 show the corresponding results for the leading Barometer. The baseline version peaks at a horizon of 4 months, closer to the target lead of 6 months than the version without variable selection, which peaks at a horizon of 3 months. The baseline version also has a lower RMSE at a horizon of 6 months, and the difference is significant at the 10%-level. The variable selection thus improves the lead of the leading Barometer and the prediction accuracy of both Barometers.

6.2. No regional aggregation

In Section 3.6, we identified the overrepresentation of particular regions in the variable pool as a potential problem and therefore chose to compute the Global Barometer from three individually extracted regional PLS factors, targeted to global GDP and aggregated with the corresponding regional GDP shares. However, regional overrepresentation is not necessarily a problem. When the variables primarily represent the global and not the regional business cycle, the aggregation based on regional GDP is possibly even detrimental to the quality of the Barometer. If the variables with high explanatory power for the global cycle are part of a region with a small share of global GDP, they will have little weight in the Global Barometers. To examine this possibility, we compute versions of our Global Barometers without regional aggregation by extracting the PLS factor directly from all selected variables.

The left part of Figure 9 shows the correlations and Table 7 the RMSEs for the baseline coincident Barometer and the version without regional aggregation. The baseline version has a higher correlation and a lower RMSE at a horizon of zero. According to the one-sided DM-test the difference is significant at the 10%-level. The right part of Figure 9 and Table 8 show the corresponding results for the leading Barometer. The baseline version peaks at a horizon of 4 months, whilst the version without regional aggregation peaks at a horizon of 5 months, which is closer to the desired lead of 6 months. However, the baseline's correlation at a horizon of 6 months is much higher and the RMSE is significantly lower at the 10%-level. In conclusion, the regional aggregation leads to better predictions at the expense of a slight loss of lead of the leading Barometer.

6.3. No Great Recession

When looking at the pseudo real-time period, the Great Recession stands out in terms of the severity of the down- and upswing. Since the Great Recession will soon move out of the 10-year in-sample period used for variable selection and PLS extraction, we must make sure that the Global Barometers retain their desirable properties in the absence of that unique event. We set the start of the crisis to 2008m9 and the end to 2010m3 and ignore data within this period for the selection of the variables and the computation of the Barometers. The different correlations between the variables and the reference series will affect the selection of variables as well as the weighting in the PLS procedure. Note that we still create pseudo real-time vintages for the time of the crisis, which in turn are used for the forecasts.

The left part of Figure 9 shows the correlations, and Table 7 gives the RMSEs for the baseline coincident Barometer and the version without the crisis. The baseline version has a slightly higher correlation and lower RMSE at a horizon of zero, but the difference is not significant at the 10%-level. The right part of Figure 9 and Table 8 show the corresponding results for the leading Barometer. The no crisis version peaks at a horizon of 3 months and therefore loses some of its leading properties. The correlation at a horizon of 6 months is slightly lower and the RMSE is slightly larger, but the difference is not significant at the 10%-level. We thus conclude that the Global Barometers mostly retain their desirable properties in the absence of the crisis. The large movements observed during the Great Recession period do not dominate the simulated Global Barometers computed during the period when the crises affected the in-sample variance.

6.4. Principal components

In Section 3.5.2, we outlined our reasons for choosing PLS over PC. While this choice was not primarily motivated by prediction accuracy, we still want to make sure that PLS is not inferior to PC when it comes to the performance of the resulting Global Barometers. This is of particular interest, since the use of PLS is so far rare in the macroeconomic forecasting literature. The most prominent approach for constructing composite indices is the approximate factor model introduced by Stock and Watson (2002a, 2002b), who show that factors can be consistently estimated using principal components in spite of the presence of idiosyncratic errors that are weakly correlated both serially and cross-sectionally, as long as N is sufficiently large. In our case, we will compare our baseline Barometers to alternative Barometers estimated with principal components.

The left part of Figure 9 shows the correlations and Table 7 the RMSEs for the baseline coincident Barometer and the version using principal components. The baseline version has a slightly higher correlation and a lower RMSE at a horizon of zero, the difference is yet significant at the 10%-level. The right part of Figure 9 and Table 8 show the corresponding results for the leading Barometer. At a horizon of 6 months, the baseline version also has a slightly higher correlation and a lower RMSE, but in this case, the difference is not significant. Overall, during the period under consideration, our PLS baseline version appears to be slightly preferable to the PC alternative.

7. Summary and Conclusions

The Global Economic Barometers are designed to be quantitative composite coincident and leading indicators for the world business cycle. The principle building blocks are a) the identification of theoretically valid variables with empirically established leads to the reference series and b) the aggregation of these variables into two composite indicators. Hence, we quantify a not directly observable process – a latent variable – by means of a bundle of variables reflecting the underlying process that we aggregate by extracting the first partial least squares component with the reference series – an approximation of the annual growth rate of world GDP at monthly frequency – as response variable.

The performance of the Global Barometers is illustrated by means of historical real-time simulations. For this purpose, the pseudo-real time vintages of both Global Barometers, reflecting the information available to researchers in the past, were created. In particular, the performance of the Global Barometers in matching the dynamics of the reference time series was evaluated in a (pseudo) out-of-sample setting. The main conclusion is that the coincident Global Barometer indeed tracks the reference series well, and the leading Global Barometer achieves the targeted lead of about one quarter, which is particularly visible at major turning points. As expected, the lead comes at a price, which manifests

itself in a higher volatility of the leading as compared to the coincident indicator, which means that the latter's congruence with the reference series is more pronounced.

We then compared the congruence and the leading properties of the two Global Barometers with the OECD composite leading indicator and the Ifo World Economic Climate indicator, presently the only other indicators for the world business cycle that are public and not hidden behind a paywall. Whilst we find no significant superiority or inferiority in terms of congruence of any alternatives with their explicit or implicit reference series at their target leads, considering publication lags, the comparison of the RMSEs reveals particular strengths of our new composite indicators: the coincident Global Barometer fares particularly well in the quarter before the reference quarter. The leading Global Barometer provides additional information especially in the first month of the previous quarter.

We then conducted a series of robustness checks by changing selected features of the Barometers (alternative without variable pre-selection, alternative without regional aggregations and alternative aggregation by extracting the first principal component rather than the first PLS factor) as well as by excluding the time around the 2008/9 recession from the in-sample domain (to make sure that our results are not chiefly driven by the massive variance that went along with the Great Recession). We find that these alternative specifications do not improve the properties (evaluated as combinations of leads with respect to and correlations with the reference series) of both the coincident and the leading Global Barometer. Finally, the Great Recession does not fully drive the dynamics of the indicators, so that their properties are largely retained once it moves out of the estimation period.

We thus conclude that our new Global Barometers are a useful addition to the small number of indicators for the global business cycle published so far.

References

- Abberger, K., Graff, M., Siliverstovs, B. and Sturm, J.-E. (2018), Using rule-based updating procedures to improve the performance of composite indicators, *Economic Modelling*, 68, 127-144.
- Ahn, S. C. and Horenstein, A. R. (2013), Eigenvalue ratio test for the number of factors, *Econometrica*, 81, 1203–1227.
- Altissimo, F., Cristadoro, R., Forni, M., Lippi, M. and Veronese, G. (2007), New Eurocoin: Tracking economic growth in real time, Banca d'Italia Working Paper No. 631.
- Ambler, S., Cardia, E. and Zimmermann, C. (2004), International Business Cycles: What Are the Facts. *Journal of Monetary Economics*, 51(2), 257–276.
- Bai, J. and Ng, S. (2008), Forecasting economic time series using targeted predictors, *Journal of Econometrics*, 146(2), 304–317.
- Boot, J. C. G., Feibes, W. and Lisman, J. H., Further Methods of Derivation of Quarterly Figures from Annual Data, *Applied Statistics*, Vol. 16, No. 1, 1967, pp. 65-75.
- Brockwell, P. J. and Davis, R. A. (1987), *Time Series: Theory and Methods*, Springer, New York.
- Burns, A. F. and Mitchell, W. C. (1946), *Measuring Business Cycles*, New York: National Bureau of Economic Research.
- Camba-Mendez, G., Kapetanios, G., Papailias, F. and Weale, M. R. (2015), An automatic leading indicator, variable reduction and variable selection methods using small and large datasets: Forecasting the industrial production growth for euro area economies; *European Central Bank Working Paper Series* No 1773/April 2015.

- Chen, B. (2007), An empirical comparison of different methods for temporal disaggregation at the National Accounts, Bureau of Economic Analysis, Washington, USA.
- Diebold, F.X. and Mariano, R. (1995), Comparing Predictive Accuracy, *Journal of Business and Economic Statistics*, 13, 253–265.
- Fulop, G. and Gyomai, G. (2012), Transition of the OECD CLI system to a GDP-based business cycle target, OECD, available at:<http://www.oecd.org/std/leading-indicators/49985449.pdf>
- Graff, M. (2006), Internationale Konjunkturverbunde, *Journal of Economics and Statistics*, 226(4), 385–517.
- Graff, M. (2010), Does a multi-sectoral design improve indicator-based forecasts of the GDP growth-rate? Evidence from Switzerland, *Applied Economics*, 42(21), 2759–2781.
- Gregory, A. W., Head, A. C. and Jacques, R. (1997), Measuring World Business Cycles, *International Economic Review*, 38(3), 677–701.
- Harding, D., and Pagan, A. (2005), A Suggested Framework for Classifying the Modes of Cycle Reserach, *Journal of Applied Econometrics*, 20, 151–159
- Helland, I. S. (2001), Some theoretical aspects of partial least squares regression, *Chemometrics and Intelligent Laboratory Systems*, 58(2), 97-107.
- Hodrick, R. J. and Prescott, E. C. (1997), Postwar U.S. Business Cycles: An Empirical Investigation, *Journal of Money, Credit and Banking*, 29(1), 1–16.
- Layton, A. P., Banerji, A. and Achuthan, L. (2015), The world and the “world business cycle chronology”, *Journal of Business Cycle Measurement and Analysis*, 2015(1), 23–40.
- Mehmood T., Liland K.H., Snipen L., Sæbø S. (2012), A review of variable selection methods in Partial Least Squares Regression, *Chemometrics and Intelligent Laboratory Systems*, 118, 62-69.
- Newey, W.K. and West, K.D. (1987), A Simple, Positive Semi-Definite, Heteroskedasticity and Autocorrelation Consistent Covariance Matrix, *Econometrica*, 55, 703–708.
- OECD (2012), OECD System of Composite Leading Indicators, April 2012.
- Proietti, T. (2005), New Algorithms for Dating the Business Cycle, *Computational Statistics and Data Analysis*, 49, 477–498.
- Rännar, S., Geladi P., Lindgren F., Wold S. (1995). A PLS kernel algorithm for data sets with many variables and few objects. Part II: Cross-validation, missing data and examples. *Journal of Chemometrics*, 9, 459-470.
- Schwert, G. W. (1989), Tests for Unit Roots: A Monte Carlo Investigation, *Journal of Business and Economic Statistics*, 7, 147–159.
- Stock, J. H., and Watson, M. W. (2002a), Forecasting Using Principal Components from a Large Number of Predictors, *Journal of the American Statistical Association*, 97(460), 1167–1179.
- Stock, J. H., and Watson, M. W. (2002b), Macroeconomic Forecasting Using Diffusion Indexes, *Journal of Business and Economic Statistics*, 20, 147–162.
- The Conference Board (2001), Business Cycle Indicators Handbook, The Conference Board.
- Walczak, B., Massart D.L. (2001). Dealing with missing data, Part I. *Chemometrics and Intelligent Laboratory Systems*, 58, 15-27.
- Wold, S., Ruhe, A., Wold, H., Dunn, W.J. (1984). The Collinearity Problem in Linear Regression. The Partial Least Squares (PLS) Approach to Generalized Inverses. *SIAM Journal on Scientific and Statistical Computing*, 5(3), 735-743.

Appendix – List of Indicators, December 2018

Variable	Region	Sector	Indicator type	Source	Frequency	Sign	Transformations	Publication lag
Greece, Capacity Utilization, Production Capacity, All Branches	Europe	Industry	Present Situation	Bank of Greece	Monthly	1	level,diff_level	2
Denmark, Manufacturing Survey : Order Books	Europe	Industry	Present Situation	Statistics Denmark - statbank.dk	Monthly	1	level,diff_level	1
Poland, Business Surveys, Financial Sector, Forecast, Sales	Europe	Services	Expectations	Central Statistical Office, Poland	Monthly	1	level,diff_level	1
Switzerland, Konjunkturforschungsstelle der ETH Zürich Retail Survey - Business Climate	Europe	Retail & Wholesale Trade	Confidence	KOF - Swiss Economic Institute	Monthly	1	level,diff_level	2
Denmark, Manufacturing Survey : Production	Europe	Industry	Present Situation	Statistics Denmark - statbank.dk	Monthly	1	level,diff_level	1
Latvia, Business Surveys, Industry Sector, Industrial Confidence Indicator	Europe	Industry	Confidence	Central Statistical Bureau, Latvia	Monthly	1	level,diff_level	1
Poland, Business Surveys, Retail Sector, Diagnosis, Sale	Europe	Retail & Wholesale Trade	Present Situation	Central Statistical Office, Poland	Monthly	1	level,diff_level	1
Greece, Survey : Retail Trade - Stock Changes of Finished Products	Europe	Retail & Wholesale Trade	Present Situation	Bank of Greece	Monthly	-1	level,diff_level	2
IFO, Germany, Construction Industry, Lack of Orders, Building	Europe	Construction	Present Situation	Ifo - Institute for Economic Research, University of Munich	Monthly	-1	level,diff_level	1
Construction Altogether, Business Surveys, Total	Europe	Construction	Present Situation	Ifo - Institute for Economic Research, University of Munich	Monthly	-1	level,diff_level	1
Portugal, Business Surveys, Trade, Selling Price Expectations Over the Next 3 Months	Europe	Retail & Wholesale Trade	Expectations	INE - National Institute of Statistics, Portugal	Monthly	1	level,diff_level	1
IFO, Germany, Service Sector, Business Surveys, Development of the Number of Employees During the Last 3 Months, Total	Europe	Services	Present Situation	Ifo - Institute for Economic Research, University of Munich	Monthly	1	level,diff_level	1
Poland, Business Surveys, Real Estate Activities, Forecast Sales	Europe	Economy	Expectations	Central Statistical Office, Poland	Monthly	1	level,diff_level	1
Poland, Business Surveys, Retail Sector, Business Climate Index	Europe	Retail & Wholesale Trade	Confidence	Central Statistical Office, Poland	Monthly	1	level,diff_level	1
Poland, Business Surveys, Retail Sector, Forecast, Employment	Europe	Retail & Wholesale Trade	Expectations	Central Statistical Office, Poland	Monthly	1	level,diff_level	1
Thailand, Business Surveys, Business Sentiment, Total	Asia & Pacific & Africa	Economy	Confidence	Bank of Thailand	Monthly	1	level,diff_level	1
Poland, Business Surveys, Financial Sector, Business Climate Index	Europe	Services	Confidence	Central Statistical Office, Poland	Monthly	1	level,diff_level	1
Slovak Republic, Business Surveys, Service Sector, Employment	Europe	Services	Present Situation	Statistical Office of the Slovak Republic	Monthly	1	level,diff_level	1
Estonia, Consumer Surveys, Price Trends, Next 12 Months	Europe	Economy	Expectations	Estonian Institute of Economic Research	Monthly	1	level,diff_level	1
Industry Survey, Total Manufacturing, Production Trend Observed in Recent Months, Belgium, Balance	Europe	Industry	Present Situation	DG ECFIN - Directorate General for Economic and Financial Affairs	Monthly	1	level,diff_level	2
South Korea, Business Surveys, Keri - Korean Economic Research Institute, Business Conditions, Construction, Prospects	Asia & Pacific & Africa	Construction	Expectations	KERI - Korean Economic Research Institute	Monthly	1	level,diff_level	0
South Korea, Business Surveys, Keri, Business Conditions, Wholesale and Retail Trade, Actual, Weighted	Asia & Pacific & Africa	Retail & Wholesale Trade	Present Situation	KERI - Korean Economic Research Institute	Monthly	1	level,diff_level	1
South Korea, Business Surveys, Keri, Cashflow, Construction, Actual	Asia & Pacific & Africa	Construction	Present Situation	KERI - Korean Economic Research Institute	Monthly	1	level,diff_level	1
South Korea, Business Surveys, Keri, Cashflow, Construction, Prospects, Weighted	Asia & Pacific & Africa	Construction	Expectations	KERI - Korean Economic Research Institute	Monthly	1	level,diff_level	0
Brazilian Consumer Survey, Economic Situation Expectations	Western Hemisphere	Economy	Expectations	FGV	Monthly	1	level,diff_level	1
Brazilian Consumer Survey, Consumer Present Situation Index	Western Hemisphere	Economy	Present Situation	FGV	Monthly	1	level,diff_level	1
Brazilian Consumer Survey, Consumer Expectations Index	Western Hemisphere	Economy	Expectations	FGV	Monthly	1	level,diff_level	1
Sweden, Total Industry, Economic Tendency Indicator	Europe	Industry	Confidence	NIER - National Institute of Economic Research, Sweden	Monthly	1	level,diff_level	1
Brazilian Manufacturing Survey, Present Level of External Demand	Western Hemisphere	Industry	Present Situation	FGV	Monthly	1	level,diff_level	1
Brazilian Manufacturing Survey, Present Level of Stocks	Western Hemisphere	Industry	Present Situation	FGV	Monthly	1	level,diff_level	1
Brazilian Manufacturing Survey, Present Level of Total Demand	Western Hemisphere	Industry	Present Situation	FGV	Monthly	1	level,diff_level	1
Brazilian Manufacturing Survey, Present Level of Internal Demand	Western Hemisphere	Industry	Present Situation	FGV	Monthly	1	level,diff_level	1
Brazilian Manufacturing Survey, Internal Demand Expectations	Western Hemisphere	Industry	Present Situation	FGV	Monthly	1	level,diff_level	1
Brazilian Manufacturing Survey, External Demand Expectations	Western Hemisphere	Industry	Expectations	FGV	Monthly	1	level,diff_level	1
Brazilian Manufacturing Survey, Production Expectations	Western Hemisphere	Industry	Expectations	FGV	Monthly	1	level,diff_level	1
Brazilian Manufacturing Survey, Employment Expectations	Western Hemisphere	Industry	Expectations	FGV	Monthly	1	level,diff_level	1
Brazilian Manufacturing Survey, Manufacturing Present Situation Index	Western Hemisphere	Industry	Present Situation	FGV	Monthly	1	level,diff_level	1
Brazilian Manufacturing Survey, Manufacturing Expectations Index	Western Hemisphere	Industry	Expectations	FGV	Monthly	1	level,diff_level	1
Brazilian Consumer Survey, Present Economic Situation	Western Hemisphere	Economy	Present Situation	FGV	Monthly	1	level,diff_level	1
Brazilian Consumer Survey, Present Household Financial Situation	Western Hemisphere	Economy	Present Situation	FGV	Monthly	1	level,diff_level	1
Brazilian Consumer Survey, Present Employment	Western Hemisphere	Economy	Present Situation	FGV	Monthly	1	level,diff_level	1
Brazilian Consumer Survey, Household Financial Situation Expectations	Western Hemisphere	Economy	Expectations	FGV	Monthly	1	level,diff_level	1
Brazilian Consumer Survey, Employment Expectations	Western Hemisphere	Economy	Expectations	FGV	Monthly	1	level,diff_level	1
Brazilian Consumer Survey, Interest Rate Expectations	Western Hemisphere	Economy	Expectations	FGV	Monthly	0	level,diff_level	1
Brazilian Consumer Survey, Consumer Confidence Index	Western Hemisphere	Economy	Confidence	FGV	Monthly	1	level,diff_level	1

South Korea, Business Surveys, Keri, Domestic Demand, Wholesale and Retail Trade, Actual	Asia & Pacific & Africa	Retail & Wholesale Trade	Present Situation		KERI - Korean Economic Research Institute	Monthly	1	level;diff_level	1
South Korea, Business Surveys, Keri, Employment, Construction, Actual	Asia & Pacific & Africa	Construction	Present Situation		KERI - Korean Economic Research Institute	Monthly	1	level;diff_level	1
South Korea, Business Surveys, Keri, Employment, Construction, Prospects, Weighted	Asia & Pacific & Africa	Construction	Expectations		KERI - Korean Economic Research Institute	Monthly	1	level;diff_level	0
South Korea, Business Surveys, Bank of Korea, Cyclical Component of Economic Sentiment Index	Asia & Pacific & Africa	Economy	Confidence		The Bank of Korea	Monthly	1	level;diff_level	1
South Korea, Business Surveys, Bank of Korea, Business Conditions, Manufacturing, Actual	Asia & Pacific & Africa	Industry	Present Situation		The Bank of Korea	Monthly	1	level;diff_level	1
Mexico, Business Surveys, Private Sector, Factors of Limitation, Absence of Structural Changes in Mexico	Western Hemisphere	Economy	Present Situation		Banco de Mexico	Monthly	1	level;diff_level	1
Industry Survey, Total Manufacturing, Employment Expectations, France, Balance	Europe	Industry	Expectations		DG ECFIN - Directorate General for Economic and Financial Affairs	Monthly	1	level;diff_level	2
Industry Survey, Total Manufacturing, Production Trend Observed in Recent Months, Sweden, Balance	Europe	Industry	Present Situation		DG ECFIN - Directorate General for Economic and Financial Affairs	Monthly	1	level;diff_level	2
South Korea, Business Surveys, Keri, Export, Construction, Actual	Asia & Pacific & Africa	Construction	Present Situation		KERI - Korean Economic Research Institute	Monthly	1	level;diff_level	1
South Korea, Business Surveys, Keri, Export, Wholesale and Retail Trade, Actual	Asia & Pacific & Africa	Retail & Wholesale Trade	Expectations		KERI - Korean Economic Research Institute	Monthly	1	level;diff_level	1
South Korea, Business Surveys, Keri - Korean Economic Research Institute, Inventories, Medicine Manufacturing Industry, Actual	Asia & Pacific & Africa	Industry	Present Situation		KERI - Korean Economic Research Institute	Monthly	-1	level;diff_level	1
South Korea, Business Surveys, Keri, Investment, All Industries, Weighted Index, Actual, Weighted	Asia & Pacific & Africa	Economy	Present Situation		KERI - Korean Economic Research Institute	Monthly	1	level;diff_level	1
New Zealand, Business Surveys, Service Sector, General Business Confidence, Index	Asia & Pacific & Africa	Services	Confidence		Australia and New Zealand Banking Group	Monthly	1	level;diff_level	1
New Zealand, Business Surveys, Agriculture Sector, Capacity Utilisation, Index	Asia & Pacific & Africa	Industry	Present Situation		Australia and New Zealand Banking Group	Monthly	0	level;diff_level	1
Sweden, Manufacturing Industry, Stocks of Finished Products, Present Situation Assessment	Europe	Industry	Present Situation		NIER - National Institute of Economic Research, Sweden	Monthly	-1	level;diff_level	1
Sweden, Construction Industry, Building Activity, Outcome	Europe	Construction	Present Situation		NIER - National Institute of Economic Research, Sweden	Monthly	1	level;diff_level	1
Macedonia, the Former Yugoslav Republic of, Business Surveys, Industry Sector, Current Situation, Assessment, Assurance of the PR With Orders, Total	Europe	Industry	Present Situation		State Statistical Office, Republic of Macedonia	Monthly	1	diff_level	3
Macedonia, the Former Yugoslav Republic of, Business Surveys, Industry Sector, Expectations, Assessment, Number of Employees During the Next 3 M	Europe	Industry	Expectations		State Statistical Office, Republic of Macedonia	Monthly	1	diff_level	3
Industry Survey, Total Manufacturing, Industrial Confidence Indicator, Hungary, Balance	Europe	Industry	Confidence		DG ECFIN - Directorate General for Economic and Financial Affairs	Monthly	1	level;diff_level	2
Industry Survey, Total Manufacturing, Order Books, Austria, Balance	Europe	Industry	Present Situation		DG ECFIN - Directorate General for Economic and Financial Affairs	Monthly	1	level;diff_level	2
Industry Survey, Total Manufacturing, Order Books, Greece, Balance	Europe	Industry	Present Situation		DG ECFIN - Directorate General for Economic and Financial Affairs	Monthly	1	level;diff_level	2
Industry Survey, Total Manufacturing, Production Trend Observed in Recent Months, Hungary, Balance	Europe	Industry	Present Situation		DG ECFIN - Directorate General for Economic and Financial Affairs	Monthly	1	level;diff_level	2
Poland, Business Surveys, Manufacturing Sector, Diagnosis, Domestic and Foreign Orders	Europe	Industry	Present Situation		Central Statistical Office, Poland	Monthly	1	level;diff_level	1
Slovak Republic, Business Surveys, Service Sector, Limiting Factors : Shortage of Material and / or Equipment	Europe	Services	Present Situation		Statistical Office of the Slovak Republic	Monthly	-1	level;diff_level	1
Slovak Republic, Business Surveys, Service Sector, Limiting Factors : Shortage of Labour Force	Europe	Services	Present Situation		Statistical Office of the Slovak Republic	Monthly	-1	level;diff_level	1
Slovak Republic, Business Surveys, Service Sector, Order Books	Europe	Services	Present Situation		Statistical Office of the Slovak Republic	Monthly	1	level;diff_level	1
Italy, Business Surveys, Service Sector, Confidence Indicator, Total Market, Centre	Europe	Services	Confidence		Istat - National Institute of Statistics, Italy	Monthly	1	level;diff_level	1
Italy, Business Surveys, Service Sector, Confidence Indicator	Europe	Services	Confidence		Istat - National Institute of Statistics, Italy	Monthly	1	level;diff_level	1
IFO, Germany, Wholesale and Retail Trade, Assessment of Inventories, Business Surveys, Retailing incl. Motor Vehicles	Europe	Retail & Wholesale Trade	Present Situation		Ifo - Institute for Economic Research, University of Munich	Monthly	-1	level;diff_level	1
IFO, Germany, Wholesale and Retail Trade, Turnover Compared to the Preceding Year, Business Surveys, Retailing incl. Motor Vehicles	Europe	Retail & Wholesale Trade	Present Situation		Ifo - Institute for Economic Research, University of Munich	Monthly	1	level;diff_level	1
United States, Reuters Poll : Michigan Sentiment (Final) - Actual Reported, Index	Western Hemisphere	Economy	Confidence		Thomson Reuters	Monthly	1	level;diff_level	1
United States, Reuters Poll : Michigan Sentiment (Preliminary) - Actual Reported, Index	Western Hemisphere	Economy	Confidence		Thomson Reuters	Monthly	1	level;diff_level	1

Japan, Business Surveys, Sentix, Indicator of Current Situations, Total	Asia & Pacific & Africa	Economy	Present Situation	Sentix	Monthly	1	level,diff_level	1
United States, Business Surveys, Sentix, Indicator of Current Situations, Total	Western Hemisphere	Economy	Present Situation	Sentix	Monthly	1	level,diff_level	1
Japan, Business Surveys, Sentix, Indicator of Economic Sentiment, Total	Asia & Pacific & Africa	Economy	Confidence	Sentix	Monthly	1	level,diff_level	1
United States, Business Surveys, Sentix, Indicator of Economic Sentiment, Total	Western Hemisphere	Economy	Confidence	Sentix	Monthly	1	level,diff_level	1
Japan, Business Surveys, Sentix, Investors Sentiment	Asia & Pacific & Africa	Economy	Confidence	Sentix	Monthly	1	level,diff_level	1
United States, Business Surveys, Sentix, Investors Sentiment	Western Hemisphere	Economy	Confidence	Sentix	Monthly	1	level,diff_level	1
IFO, Germany, Construction Industry, Assessment of Orders On Hand, Building Construction Altogether, Business Surveys, Total	Europe	Construction	Present Situation	Ifo - Institute for Economic Research, University of Munich	Monthly	0	diff_level	1
Australia, Dandamp;B Business Expectations - Capital Investment - Australia, Index	Asia & Pacific & Africa	Economy	Expectations	Dun & Bradstreet	Monthly	0	level,diff_level	8
IFO, Germany, Construction Industry, Orders On Hand Compared to the Previous Month, Building Construction Altogether, Business Surveys, Total	Europe	Construction	Present Situation	Ifo - Institute for Economic Research, University of Munich	Monthly	0	level,diff_level	1
United Kingdom, Business Surveys, Royal Institution of Chartered Surveyors Housing Market, Price Expectations, Scotland	Europe	Economy	Expectations	RICS - The Royal Institution of Chartered Surveyors, United Kingdom	Monthly	0	level,diff_level	2
New Zealand, Business Surveys, Agriculture Sector, Employment, Index	Asia & Pacific & Africa	Industry	Expectations	Australia and New Zealand Banking Group	Monthly	1	level,diff_level	1
United Kingdom, Business Surveys, Royal Institution of Chartered Surveyors Housing Market, Price Expectations, Wales	Europe	Economy	Expectations	RICS - The Royal Institution of Chartered Surveyors, United Kingdom	Monthly	0	level,diff_level	2
United Kingdom, Business Surveys, Royal Institution of Chartered Surveyors Housing Market, Price Expectations, Yorkshire and Humberside	Europe	Economy	Expectations	RICS - The Royal Institution of Chartered Surveyors, United Kingdom	Monthly	0	level,diff_level	2
United Kingdom, Business Surveys, Royal Institution of Chartered Surveyors Housing Market, Sales Expectations, London	Europe	Economy	Expectations	RICS - The Royal Institution of Chartered Surveyors, United Kingdom	Monthly	1	level,diff_level	2
United Kingdom, Business Surveys, Royal Institution of Chartered Surveyors Housing Market, Sales Expectations, Scotland	Europe	Economy	Expectations	RICS - The Royal Institution of Chartered Surveyors, United Kingdom	Monthly	1	level,diff_level	2
United Kingdom, Business Surveys, Royal Institution of Chartered Surveyors Housing Market, Sales Expectations, Wales	Europe	Economy	Expectations	RICS - The Royal Institution of Chartered Surveyors, United Kingdom	Monthly	1	level,diff_level	2
United Kingdom, Business Surveys, Royal Institution of Chartered Surveyors Housing Market, Sales Expectations, Yorkshire and Humberside	Europe	Economy	Expectations	RICS - The Royal Institution of Chartered Surveyors, United Kingdom	Monthly	1	level,diff_level	2
United Kingdom, Business Surveys, Royal Institution of Chartered Surveyors Housing Market, Price, London	Europe	Economy	Present Situation	RICS - The Royal Institution of Chartered Surveyors, United Kingdom	Monthly	0	level,diff_level	2
United Kingdom, Business Surveys, Royal Institution of Chartered Surveyors Housing Market, Price, Scotland	Europe	Economy	Present Situation	RICS - The Royal Institution of Chartered Surveyors, United Kingdom	Monthly	0	level,diff_level	2
United Kingdom, Business Surveys, Royal Institution of Chartered Surveyors Housing Market, Price, Wales	Europe	Economy	Present Situation	RICS - The Royal Institution of Chartered Surveyors, United Kingdom	Monthly	0	level,diff_level	2
IFO, Germany, Wholesale and Retail Trade, Business Climate, Business Surveys, Retailing (excl. Food, Beverages and Tobacco)	Europe	Retail & Wholesale Trade	Confidence	Ifo - Institute for Economic Research, University of Munich	Monthly	1	level,diff_level	1
IFO, Germany, Wholesale and Retail Trade, Assessment of the Business Situation, Business Surveys, Retailing (excl. Food, Beverages and Tobacco)	Europe	Retail & Wholesale Trade	Present Situation	Ifo - Institute for Economic Research, University of Munich	Monthly	1	level,diff_level	1
IFO, Germany, Wholesale and Retail Trade, Expectations With Regard to Business Developments in the Next 6 Months, Business Surveys, Retailing (excl. Food, Beverages and Tobacco)	Europe	Retail & Wholesale Trade	Expectations	Ifo - Institute for Economic Research, University of Munich	Monthly	1	level,diff_level	1
IFO, Germany, Wholesale and Retail Trade, Expectations With Regard to Employees in the Next 3 Months, Business Surveys, Retailing (excl. Food, Beverages and Tobacco)	Europe	Retail & Wholesale Trade	Expectations	Ifo - Institute for Economic Research, University of Munich	Monthly	1	level,diff_level	1
IFO, Germany, Wholesale and Retail Trade, Assessment of Inventories, Business Surveys, Retailing excl. Motor Vehicles	Europe	Retail & Wholesale Trade	Present Situation	Ifo - Institute for Economic Research, University of Munich	Monthly	1	level,diff_level	1
IFO, Germany, Wholesale and Retail Trade, Turnover Compared to the Preceding Year, Business Surveys, Retailing excl. Motor Vehicles	Europe	Retail & Wholesale Trade	Present Situation	Ifo - Institute for Economic Research, University of Munich	Monthly	1	level,diff_level	1
IFO, Germany, Wholesale and Retail Trade, Expectations With Respect to Order Activity in the Next 3 Months, Business Surveys, Retailing (excl. Food, Beverages and Tobacco)	Europe	Retail & Wholesale Trade	Expectations	Ifo - Institute for Economic Research, University of Munich	Monthly	1	level,diff_level	1
IFO, Germany, Wholesale and Retail Trade, Assessment of Inventories, Business Surveys, Retailing (excl. Food, Beverages and Tobacco)	Europe	Retail & Wholesale Trade	Present Situation	Ifo - Institute for Economic Research, University of Munich	Monthly	-1	level,diff_level	1

IFO, Germany, Wholesale and Retail Trade, Turnover Compared to the Preceding Year, Business Surveys, Retailing (excl. Food, Beverages and Tobacco)	Europe	Retail & Wholesale Trade	Present Situation	Ifo - Institute for Economic Research, University of Munich	Monthly	1	level;diff_level	1
IFO, Germany, Wholesale and Retail Trade, Business Climate, Business Surveys, Retailing excl. Motor Vehicles	Europe	Retail & Wholesale Trade	Confidence	Ifo - Institute for Economic Research, University of Munich	Monthly	1	level;diff_level	1
IFO, Germany, Wholesale and Retail Trade, Assessment of the Business Situation, Business Surveys, Retailing excl. Motor Vehicles	Europe	Retail & Wholesale Trade	Present Situation	Ifo - Institute for Economic Research, University of Munich	Monthly	1	level;diff_level	1
IFO, Germany, Wholesale and Retail Trade, Expectations With Regard to Business Developments in the Next 6 Months, Business Surveys, Retailing excl. Motor Vehicles	Europe	Retail & Wholesale Trade	Expectations	Ifo - Institute for Economic Research, University of Munich	Monthly	1	level;diff_level	1
Chile, Business Confidence : Construction	Western Hemisphere	Construction	Confidence	Chilean Institute of Rational Administration of Enterprises	Monthly	1	level;diff_level	1
Canada, Business Surveys, CFIB, Business Barometer, Index	Western Hemisphere	Economy	Confidence	CFIB - Canadian Federation of Independent Business	Monthly	1	level;diff_level	1
IFO, Germany, Construction Industry, Expectations With Respect to Construction Activity in the Next 3 Months, Commercial Building, Business Surveys, Total	Europe	Construction	Expectations	Ifo - Institute for Economic Research, University of Munich	Monthly	0	level;diff_level	1
IFO, Germany, Construction Industry, Assessment of Orders On Hand, Commercial Building, Business Surveys, Total	Europe	Construction	Present Situation	Ifo - Institute for Economic Research, University of Munich	Monthly	1	diff_level	1
Brazil, Consumer Surveys, Consumer Confidence (Consumer Confidence Index), Index, 2005M9 = 100	Western Hemisphere	Economy	Confidence	FGV - Fundacao Getulio Vargas	Monthly	1	level;diff_level	1
Industry Survey, Total Manufacturing, Stocks of Finished Products, Bulgaria, Balance	Europe	Industry	Present Situation	DG ECFIN - Directorate General for Economic and Financial Affairs	Monthly	0	level;diff_level	2
China, Business Surveys, Purchasing Managers Index, Manufacturing Sector, From NBS of China, Backlogs of Orders, SA, Index	Asia & Pacific & Africa	Industry	Present Situation	National Bureau of Statistics of China	Monthly	1	level;diff_level	1
China, Business Surveys, Purchasing Managers Index, Manufacturing Sector, From NBS of China, Suppliers' Delivery Time, SA, Index	Asia & Pacific & Africa	Industry	Present Situation	National Bureau of Statistics of China	Monthly	1	level;diff_level	1
China, Business Surveys, Purchasing Managers Index, Manufacturing Sector, From NBS of China, Total, SA, Index	Asia & Pacific & Africa	Industry	Confidence	National Bureau of Statistics of China	Monthly	1	level;diff_level	2
China, Leading Index, Purchasing Managers Index, New Export Order, SA, Index, 2010 = 100	Asia & Pacific & Africa	Industry	Present Situation	The Conference Board	Monthly	1	level;diff_level	2
IFO, Germany, Wholesale and Retail Trade, Expectations With Regard to Employees in the Next 3 Months, Business Surveys, Retailing excl. Motor Vehicles	Europe	Retail & Wholesale Trade	Expectations	Ifo - Institute for Economic Research, University of Munich	Monthly	1	level;diff_level	1
Denmark, Business Surveys, Construction Sector, Limits to Production, Shortage of Manpower, Civil Engineering	Europe	Construction	Present Situation	Statistics Denmark - statbank.dk	Monthly	1	level;diff_level	1
Slovak Republic, Business Surveys, Service Sector, Employment Expectations	Europe	Services	Expectations	Statistical Office of the Slovak Republic	Monthly	1	level;diff_level	1
Denmark, Business Surveys, Construction Sector, Limits to Production, Financial Constraints	Europe	Construction	Present Situation	Statistics Denmark - statbank.dk	Monthly	0	level;diff_level	1
IFO, Germany, Wholesale and Retail Trade, Expectations With Respect to Order Activity in the Next 3 Months, Business Surveys, Retailing excl. Motor Vehicles	Europe	Retail & Wholesale Trade	Expectations	Ifo - Institute for Economic Research, University of Munich	Monthly	1	level;diff_level	1
IFO, Germany, Wholesale and Retail Trade, Business Climate, Business Surveys, Retailing incl. Motor Vehicles, Index, 2005 = 100	Europe	Retail & Wholesale Trade	Confidence	Ifo - Institute for Economic Research, University of Munich	Monthly	1	level;diff_level	1
IFO, Germany, Wholesale and Retail Trade, Expectations With Regard to Business Developments in the Next 6 Months, Business Surveys, Retailing incl. Motor Vehicles, Index, 2005 = 100	Europe	Retail & Wholesale Trade	Expectations	Ifo - Institute for Economic Research, University of Munich	Monthly	1	level;diff_level	1
IFO, Germany, Wholesale and Retail Trade, Assessment of the Business Situation, Business Surveys, Retailing incl. Motor Vehicles, Index, 2005 = 100	Europe	Retail & Wholesale Trade	Present Situation	Ifo - Institute for Economic Research, University of Munich	Monthly	1	level;diff_level	1
IFO, Germany, Wholesale and Retail Trade, Expectations With Regard to Employees in the Next 3 Months, Business Surveys, Retailing incl. Motor Vehicles	Europe	Retail & Wholesale Trade	Expectations	Ifo - Institute for Economic Research, University of Munich	Monthly	1	level;diff_level	1
IFO, Germany, Wholesale and Retail Trade, Expectations With Respect to Order Activity in the Next 3 Months, Business Surveys, Retailing incl. Motor Vehicles	Europe	Retail & Wholesale Trade	Expectations	Ifo - Institute for Economic Research, University of Munich	Monthly	1	level;diff_level	1
Greece, Survey : Construction - Building Activity, Private Housing	Europe	Construction	Present Situation	Bank of Greece	Monthly	1	level;diff_level	2
France, Business Surveys, Corporate Cash, Cash Evolution	Europe	Economy	Present Situation	AFTÉ/Coë-Rexecode, France	Monthly	1	level;diff_level	1
Portugal, Business Surveys, Retail Sector, Sales Volume	Europe	Retail & Wholesale Trade	Present Situation	INE - National Institute of Statistics, Portugal	Monthly	1	level;diff_level	1

Japan, Business Surveys, Economy Watcher Survey, Current Conditions, by Sector, Corporate Activity-Related Sector Total, Index	Asia & Pacific & Africa	Economy	Present Situation	Cabinet Office, Japan	Monthly	1	level;diff_level	2
Services Survey, Total, Business Situation Development Over the Past 3 Months, Hungary, Balance	Europe	Services	Present Situation	DG ECFIN - Directorate General for Economic and Financial Affairs	Monthly	1	level;diff_level	2
Services Survey, Total, Business Situation Development Over the Past 3 Months, Bulgaria, Balance	Europe	Services	Present Situation	DG ECFIN - Directorate General for Economic and Financial Affairs	Monthly	0	level;diff_level	2
Services Survey, Total, Business Situation Development Over the Past 3 Months, Cyprus, Balance	Europe	Services	Present Situation	DG ECFIN - Directorate General for Economic and Financial Affairs	Monthly	1	level;diff_level	2
Services Survey, Total, Business Situation Development Over the Past 3 Months, Czech Republic, Balance	Europe	Services	Present Situation	DG ECFIN - Directorate General for Economic and Financial Affairs	Monthly	1	level;diff_level	2
Services Survey, Total, Business Situation Development Over the Past 3 Months, Latvia, Balance	Europe	Services	Present Situation	DG ECFIN - Directorate General for Economic and Financial Affairs	Monthly	1	level;diff_level	2
Services Survey, Total, Business Situation Development Over the Past 3 Months, Lithuania, Balance	Europe	Services	Present Situation	DG ECFIN - Directorate General for Economic and Financial Affairs	Monthly	1	level;diff_level	2
Services Survey, Total, Business Situation Development Over the Past 3 Months, Poland, Balance	Europe	Services	Present Situation	DG ECFIN - Directorate General for Economic and Financial Affairs	Monthly	1	level;diff_level	2
New Zealand, Business Surveys, Retail Sector, Profits, Index	Asia & Pacific & Africa	Retail & Wholesale Trade	Confidence	Australia and New Zealand Banking Group	Monthly	1	level;diff_level	1
Services Survey, Total, Business Situation Development Over the Past 3 Months, Romania, Balance	Europe	Services	Present Situation	DG ECFIN - Directorate General for Economic and Financial Affairs	Monthly	1	level;diff_level	2
Services Survey, Total, Business Situation Development Over the Past 3 Months, Slovakia Republic, Balance	Europe	Services	Present Situation	DG ECFIN - Directorate General for Economic and Financial Affairs	Monthly	1	level;diff_level	2
Services Survey, Total, Business Situation Development Over the Past 3 Months, Slovenia, Balance	Europe	Services	Present Situation	DG ECFIN - Directorate General for Economic and Financial Affairs	Monthly	1	level;diff_level	2
Services Survey, Total, Business Situation Development Over the Past 3 Months, Austria, Balance	Europe	Services	Present Situation	DG ECFIN - Directorate General for Economic and Financial Affairs	Monthly	1	level;diff_level	2
Services Survey, Total, Business Situation Development Over the Past 3 Months, Belgium, Balance	Europe	Services	Present Situation	DG ECFIN - Directorate General for Economic and Financial Affairs	Monthly	1	level;diff_level	2
Services Survey, Total, Business Situation Development Over the Past 3 Months, Estonia, Balance	Europe	Services	Present Situation	DG ECFIN - Directorate General for Economic and Financial Affairs	Monthly	1	level;diff_level	2
Sweden, Consumer Surveys, KI, Economic Tendency Indicator	Europe	Economy	Confidence	NIER - National Institute of Economic Research, Sweden	Monthly	1	level;diff_level	1
Services Survey, Total, Business Situation Development Over the Past 3 Months, Germany, Balance	Europe	Services	Present Situation	DG ECFIN - Directorate General for Economic and Financial Affairs	Monthly	1	level;diff_level	2
Industry Survey, Total Manufacturing, Employment Expectations, United Kingdom, Balance	Europe	Industry	Expectations	DG ECFIN - Directorate General for Economic and Financial Affairs	Monthly	1	level;diff_level	2
New Zealand, Business Surveys, Agriculture Sector, Activity Outlook, Index	Asia & Pacific & Africa	Industry	Confidence	Australia and New Zealand Banking Group	Monthly	0	level;diff_level	1
United Kingdom, Business Surveys, Bank of England Agents Summary of Business Conditions, Employment Intentions ; Business Services	Europe	Services	Expectations	Bank of England	Monthly	1	level;diff_level	5
United Kingdom, Business Surveys, CBI Distributive Trades, Retailing, Volume of Orders Placed On Suppliers, Balance	Europe	Retail & Wholesale Trade	Present Situation	CBI - Confederation of British Industry	Monthly	1	level;diff_level	1
IFO, Germany, Construction Industry, Expectations With Respect to Business Developments in the Next 6 Months, Public Building Construction, Business Surveys, Total	Europe	Construction	Expectations	Ifo - Institute for Economic Research, University of Munich	Monthly	1	level;diff_level	1
Denmark, Manufacturing Survey : Production Expected	Europe	Industry	Expectations	Statistics Denmark - statbank.dk	Monthly	1	level;diff_level	1
United States, American Association of Individual Investors, Allocation Survey, Cash	Western Hemisphere	Services	Present Situation	AAII - The American Association of Individual Investors	Monthly	1	diff_log	2
United States, American Association of Individual Investors, Allocation Survey, Stock Funds	Western Hemisphere	Services	Present Situation	AAII - The American Association of Individual Investors	Monthly	1	level;diff_level	2
United States, American Association of Individual Investors, Allocation Survey, Stocks	Western Hemisphere	Services	Present Situation	AAII - The American Association of Individual Investors	Monthly	1	level;diff_level	2
South Africa, Business Surveys, Absa Purchasing Managers Index, Backlog of Sales Orders	Asia & Pacific & Africa	Industry	Present Situation	BER - Bureau for Economic Research, South Africa	Monthly	1	level;diff_level	2
South Africa, Business Surveys, Absa Purchasing Managers Index, Expected Business Conditions	Asia & Pacific & Africa	Industry	Expectations	BER - Bureau for Economic Research, South Africa	Monthly	1	level;diff_level	2
South Africa, Business Surveys, Absa Purchasing Managers Index, Suppliers Performance	Asia & Pacific & Africa	Industry	Present Situation	BER - Bureau for Economic Research, South Africa	Monthly	1	level;diff_level	2
South Africa, Business Surveys, Absa Purchasing Managers Index, Employment	Asia & Pacific & Africa	Industry	Present Situation	BER - Bureau for Economic Research, South Africa	Monthly	1	level;diff_level	2

New Zealand, Business Surveys, Manufacturing Sector, Exports, Index	Asia & Pacific & Africa	Industry	Expectations	Australia and New Zealand Banking Group	Monthly	1	level,diff_level	1
New Zealand, Business Surveys, Retail Sector, Exports, Index	Asia & Pacific & Africa	Retail & Wholesale Trade	Expectations	Australia and New Zealand Banking Group	Monthly	1	level,diff_level	1
New Zealand, Business Surveys, All Sectors, Investment, Index	Asia & Pacific & Africa	Economy	Confidence	Australia and New Zealand Banking Group	Monthly	1	level,diff_level	1
New Zealand, Business Surveys, Agriculture Sector, Investment, Index	Asia & Pacific & Africa	Industry	Confidence	Australia and New Zealand Banking Group	Monthly	1	level,diff_level	1
New Zealand, Business Surveys, Construction Sector, Investment, Index	Asia & Pacific & Africa	Construction	Confidence	Australia and New Zealand Banking Group	Monthly	1	level,diff_level	1
New Zealand, Business Surveys, Manufacturing Sector, Investment, Index	Asia & Pacific & Africa	Industry	Confidence	Australia and New Zealand Banking Group	Monthly	1	level,diff_level	1
New Zealand, Business Surveys, Retail Sector, Investment, Index	Asia & Pacific & Africa	Retail & Wholesale Trade	Confidence	Australia and New Zealand Banking Group	Monthly	1	level,diff_level	1
New Zealand, Business Surveys, Service Sector, Investment, Index	Asia & Pacific & Africa	Services	Confidence	Australia and New Zealand Banking Group	Monthly	1	level,diff_level	1
New Zealand, Business Surveys, All Sectors, Price of Goods / Services, Index	Asia & Pacific & Africa	Economy	Confidence	Australia and New Zealand Banking Group	Monthly	0	level,diff_level	1
New Zealand, Business Surveys, Price of Goods / Services, Index	Asia & Pacific & Africa	Industry	Expectations	Australia and New Zealand Banking Group	Monthly	0	level,diff_level	1
New Zealand, Business Surveys, Construction Sector, Price of Goods / Services, Index	Asia & Pacific & Africa	Construction	Confidence	Australia and New Zealand Banking Group	Monthly	0	level,diff_level	1
New Zealand, Business Surveys, Manufacturing Sector, Price of Goods / Services, Index	Asia & Pacific & Africa	Industry	Confidence	Australia and New Zealand Banking Group	Monthly	0	level,diff_level	1
New Zealand, Business Surveys, Service Sector, Price of Goods / Services, Index	Asia & Pacific & Africa	Services	Confidence	Australia and New Zealand Banking Group	Monthly	1	level,diff_level	1
New Zealand, Business Surveys, All Sectors, Profits, Index	Asia & Pacific & Africa	Economy	Confidence	Australia and New Zealand Banking Group	Monthly	1	level,diff_level	1
New Zealand, Business Surveys, Agriculture Sector, Profits, Index	Asia & Pacific & Africa	Industry	Confidence	Australia and New Zealand Banking Group	Monthly	1	level,diff_level	1
New Zealand, Business Surveys, Construction Sector, Profits, Index	Asia & Pacific & Africa	Construction	Confidence	Australia and New Zealand Banking Group	Monthly	1	level,diff_level	1
New Zealand, Business Surveys, Manufacturing Sector, Profits, Index	Asia & Pacific & Africa	Industry	Confidence	Australia and New Zealand Banking Group	Monthly	1	level,diff_level	1
New Zealand, Business Surveys, Service Sector, Profits, Index	Asia & Pacific & Africa	Services	Confidence	Australia and New Zealand Banking Group	Monthly	1	level,diff_level	1
New Zealand, Business Surveys, All Sectors, Residential Construction, Index	Asia & Pacific & Africa	Construction	Confidence	Australia and New Zealand Banking Group	Monthly	1	level,diff_level	1
Mexico, Business Surveys, Private Sector, Factors of Limitation, Uncertainty About Domestic Economic Situation	Western Hemisphere	Economy	Present Situation	Banco de Mexico	Monthly	-1	level,diff_level	1
Croatia, Consumer Surveys, Consumer Sentiment, Index, Croatian Kuna	Europe	Economy	Confidence	CNB - Croatian National Bank	Monthly	1	level,diff_level	2
Bank Hapoalim / Iplma Purchasing Managers Index, Israel, Manufacturing Sector, Total, SA	Asia & Pacific & Africa	Industry	Present Situation	Markt Economics	Monthly	1	level,diff_level	3
Bank Hapoalim / Iplma Purchasing Managers Index, Israel, Manufacturing Sector, Suppliers' Delivery Times, SA	Asia & Pacific & Africa	Industry	Present Situation	Markt Economics	Monthly	-1	level,diff_level	3
Bank Hapoalim / Iplma Purchasing Managers Index, Israel, Manufacturing Sector, Employment, SA	Asia & Pacific & Africa	Industry	Present Situation	Markt Economics	Monthly	1	level,diff_level	3
Bank Hapoalim / Iplma Purchasing Managers Index, Israel, Manufacturing Sector, Input Prices, SA	Asia & Pacific & Africa	Industry	Present Situation	Markt Economics	Monthly	0	level,diff_level	3
Bank Hapoalim / Iplma Purchasing Managers Index, Israel, Manufacturing Sector, New Export Orders, SA	Asia & Pacific & Africa	Industry	Present Situation	Markt Economics	Monthly	1	level,diff_level	3
Bank Hapoalim / Iplma Purchasing Managers Index, Israel, Manufacturing Sector, New Orders, SA	Asia & Pacific & Africa	Industry	Present Situation	Markt Economics	Monthly	1	level,diff_level	3
Bank Hapoalim / Iplma Purchasing Managers Index, Israel, Manufacturing Sector, Output, SA	Asia & Pacific & Africa	Industry	Present Situation	Markt Economics	Monthly	1	level,diff_level	3
Bank Hapoalim / Iplma Purchasing Managers Index, Israel, Manufacturing Sector, Stocks of Purchases, SA	Asia & Pacific & Africa	Industry	Present Situation	Markt Economics	Monthly	1	level,diff_level	3
IFO, Germany, Construction Industry, Labor Bottleneck, Building Construction Altogether, Business Surveys, Total	Europe	Construction	Present Situation	Ifo - Institute for Economic Research, University of Munich	Monthly	1	level,diff_level	1
BNZ-Business NZ Purchasing Managers Index, New Zealand, Manufacturing Sector, Total	Asia & Pacific & Africa	Industry	Confidence	Markt Economics	Monthly	1	level,diff_level	2
Estonia, Consumer Surveys, Savings, Next 12 Months	Europe	Economy	Expectations	Estonian Institute of Economic Research	Monthly	0	level,diff_level	1
BNZ-Business NZ Purchasing Managers Index, New Zealand, Manufacturing Sector, Suppliers' Delivery Times	Asia & Pacific & Africa	Industry	Confidence	Markt Economics	Monthly	1	level,diff_level	2
BNZ-Business NZ Purchasing Managers Index, New Zealand, Manufacturing Sector, Employment	Asia & Pacific & Africa	Industry	Present Situation	Markt Economics	Monthly	1	level,diff_level	2
BNZ-Business NZ Purchasing Managers Index, New Zealand, Manufacturing Sector, Stocks of Finished Goods	Asia & Pacific & Africa	Industry	Present Situation	Markt Economics	Monthly	1	level,diff_level	2
BNZ-Business NZ Purchasing Managers Index, New Zealand, Manufacturing Sector, New Orders	Asia & Pacific & Africa	Industry	Present Situation	Markt Economics	Monthly	1	level,diff_level	2

BNZ-Business NZ Purchasing Managers Index, New Zealand, Manufacturing Sector, Output	Asia & Pacific & Africa	Industry	Present Situation	Market Economics	Monthly	1	level,diff_level	2
Slovenia, Business Surveys, Construction Sector, Expected Employment, Construction, Total	Europe	Construction	Present Situation	Statistical Office of the Republic of Slovenia	Monthly	1	level,diff_level	1
Russia, Business Surveys, Business Confidence, Mining, Balance	Europe	Industry	Confidence	Federal State Statistics Service, Russia	Monthly	1	level,diff_level	2
United Kingdom, Business Surveys, Bank of England Agents Summary of Business Conditions, Capacity Constraints, Manufacturing	Europe	Industry	Present Situation	Bank of England	Monthly	1	level,diff_level	5
United Kingdom, Business Surveys, Bank of England Agents Summary of Business Conditions, Capacity Constraints ; Services	Europe	Services	Present Situation	Bank of England	Monthly	1	level,diff_level	5
United Kingdom, Business Surveys, Bank of England Agents Summary of Business Conditions, Costs of Imported Finished Goods	Europe	Economy	Present Situation	Bank of England	Monthly	-1	level,diff_level	2
United Kingdom, Business Surveys, Bank of England Agents Summary of Business Conditions, Employment Intentions ; Manufacturing	Europe	Industry	Expectations	Bank of England	Monthly	1	level,diff_level	5
United Kingdom, Business Surveys, Bank of England Agents Summary of Business Conditions, Investment Intentions ; Manufacturing	Europe	Industry	Expectations	Bank of England	Monthly	1	level,diff_level	5
United Kingdom, Business Surveys, Bank of England Agents Summary of Business Conditions, Total Labour Costs Per Employee, Manufacturing	Europe	Industry	Present Situation	Bank of England	Monthly	1	level,diff_level	5
United Kingdom, Business Surveys, Bank of England Agents Summary of Business Conditions, Total Labour Costs Per Employee, Manufacturing	Europe	Services	Present Situation	Bank of England	Monthly	1	level,diff_level	5
United Kingdom, Business Surveys, Bank of England Agents Summary of Business Conditions, Total Labour Costs Per Employee, Services	Europe	Industry	Present Situation	Bank of England	Monthly	1	level,diff_level	5
United Kingdom, Business Surveys, Bank of England Agents Summary of Business Conditions, Output ; Manufacturing Domestic	Europe	Industry	Present Situation	Bank of England	Monthly	1	level,diff_level	5
United Kingdom, Business Surveys, Bank of England Agents Summary of Business Conditions, Costs ; Material Costs	Europe	Economy	Present Situation	Bank of England	Monthly	1	level,diff_level	2
South Korea, Business Surveys, Bank of Korea, Profitability, Manufacturing, Actual	Asia & Pacific & Africa	Industry	Present Situation	The Bank of Korea	Monthly	1	level,diff_level	1
South Korea, Business Surveys, Bank of Korea, Raw Material Price, Manufacturing, Actual	Asia & Pacific & Africa	Industry	Present Situation	The Bank of Korea	Monthly	0	level,diff_level	1
South Korea, Business Surveys, Bank of Korea, Sales Growth, Manufacturing, Actual	Asia & Pacific & Africa	Industry	Present Situation	The Bank of Korea	Monthly	1	level,diff_level	1
South Korea, Business Surveys, Bank of Korea, Sales Price, Manufacturing, Actual	Asia & Pacific & Africa	Industry	Present Situation	The Bank of Korea	Monthly	0	level,diff_level	1
Turkey, Business Surveys, Monthly Tendency Survey, Fixed Investment Expenditure, Balance	Asia & Pacific & Africa	Economy	Present Situation	Central Bank of the Republic of Turkey	Monthly	1	level,diff_level	1
Turkey, Business Surveys, Monthly Tendency Survey, General Business Course, More Optimistic	Asia & Pacific & Africa	Economy	Present Situation	Central Bank of the Republic of Turkey	Monthly	1	level,diff_level	1
Sweden, Construction Industry, Main Factor Currently Limiting the Firm's Building Activity : Financial Constraints	Europe	Construction	Present Situation	NIER - National Institute of Economic Research, Sweden	Monthly	-1	level,diff_level	1
Sweden, Construction Industry, Main Factor Currently Limiting the Firm's Building Activity : None	Europe	Construction	Present Situation	NIER - National Institute of Economic Research, Sweden	Monthly	1	level,diff_level	1
Sweden, Construction Industry, Main Factor Currently Limiting the Firm's Building Activity : Weather Conditions	Europe	Construction	Present Situation	NIER - National Institute of Economic Research, Sweden	Monthly	0	level,diff_level	1
Sweden, Construction Industry, Main Factor Currently Limiting the Firm's Building Activity : Shortage of Labourforce	Europe	Construction	Present Situation	NIER - National Institute of Economic Research, Sweden	Monthly	1	level,diff_level	1
Sweden, Construction Industry, Main Factor Currently Limiting the Firm's Building Activity : Shortage of Machinery Capacity and / or Materials	Europe	Construction	Present Situation	NIER - National Institute of Economic Research, Sweden	Monthly	-1	level,diff_level	1
Sweden, Construction Industry, Building Activity, Expectations	Europe	Construction	Expectations	NIER - National Institute of Economic Research, Sweden	Monthly	1	level,diff_level	1
Sweden, Construction Industry, Number of Employees, Expectations	Europe	Construction	Expectations	NIER - National Institute of Economic Research, Sweden	Monthly	1	level,diff_level	1
Sweden, Construction Industry, Number of Employees, Outcome	Europe	Construction	Present Situation	NIER - National Institute of Economic Research, Sweden	Monthly	1	level,diff_level	1
Sweden, Construction Industry, Order Books, Outcome	Europe	Construction	Present Situation	NIER - National Institute of Economic Research, Sweden	Monthly	1	level,diff_level	1
Sweden, Construction Industry, Order Books, Present Situation Assessment	Europe	Construction	Present Situation	NIER - National Institute of Economic Research, Sweden	Monthly	1	level,diff_level	1
Sweden, Manufacturing Industry, Number of Employees, Expectations	Europe	Industry	Expectations	NIER - National Institute of Economic Research, Sweden	Monthly	1	level,diff_level	1
Sweden, Manufacturing Industry, Volume of Production, Expectations	Europe	Industry	Expectations	NIER - National Institute of Economic Research, Sweden	Monthly	1	level,diff_level	1
Sweden, Manufacturing Industry, Export Order Books, Present Situation Assessment	Europe	Industry	Present Situation	NIER - National Institute of Economic Research, Sweden	Monthly	1	level,diff_level	1
Sweden, Manufacturing Industry, Number of Employees, Outcome	Europe	Industry	Present Situation	NIER - National Institute of Economic Research, Sweden	Monthly	1	level,diff_level	1
Sweden, Manufacturing Industry, Overall Order Books, Present Situation Assessment	Europe	Industry	Present Situation	NIER - National Institute of Economic Research, Sweden	Monthly	1	level,diff_level	1
Sweden, Retail Trade, Goods Purchases, Expectations	Europe	Retail & Wholesale Trade	Expectations	NIER - National Institute of Economic Research, Sweden	Monthly	1	level,diff_level	1

Sweden, Retail Trade, Number of Employees, Expectations	Europe	Retail & Wholesale Trade	Expectations	NIER - National Institute of Economic Research, Sweden	Monthly	1	level,diff_level	1
Sweden, Retail Trade, Selling Volumes, Expectations	Europe	Retail & Wholesale Trade	Expectations	NIER - National Institute of Economic Research, Sweden	Monthly	1	level,diff_level	1
Sweden, Retail Trade, Selling Volumes, Outcome	Europe	Retail & Wholesale Trade	Present Situation	NIER - National Institute of Economic Research, Sweden	Monthly	1	level,diff_level	1
Portugal, Business Surveys, Retail Sector, Selling Price Expectations Over the Next 3 Months	Europe	Retail & Wholesale Trade	Expectations	INE - National Institute of Statistics, Portugal	Monthly	0	level,diff_level	1
Sweden, Total Industry, Number of Employees, Outcome	Europe	Industry	Present Situation	NIER - National Institute of Economic Research, Sweden	Monthly	1	level,diff_level	1
Sweden, Wholesale and Retail Trade, Goods Purchases, Expectations	Europe	Retail & Wholesale Trade	Expectations	NIER - National Institute of Economic Research, Sweden	Monthly	1	level,diff_level	1
Sweden, Wholesale and Retail Trade, Number of Employees, Expectations	Europe	Retail & Wholesale Trade	Expectations	NIER - National Institute of Economic Research, Sweden	Monthly	1	level,diff_level	1
Sweden, Wholesale and Retail Trade, Selling Volumes, Expectations	Europe	Retail & Wholesale Trade	Expectations	NIER - National Institute of Economic Research, Sweden	Monthly	1	level,diff_level	1
Sweden, Wholesale and Retail Trade, Sales Situation Six Months Ahead, Expectations	Europe	Retail & Wholesale Trade	Expectations	NIER - National Institute of Economic Research, Sweden	Monthly	1	level,diff_level	1
Sweden, Wholesale and Retail Trade, Goods in Stock, Present Situation Assessment	Europe	Retail & Wholesale Trade	Present Situation	NIER - National Institute of Economic Research, Sweden	Monthly	-1	diff_log	1
Sweden, Wholesale and Retail Trade, Number of Employees, Outcome	Europe	Retail & Wholesale Trade	Present Situation	NIER - National Institute of Economic Research, Sweden	Monthly	1	level,diff_level	1
Sweden, Wholesale and Retail Trade, Selling Volumes, Outcome	Europe	Retail & Wholesale Trade	Present Situation	NIER - National Institute of Economic Research, Sweden	Monthly	1	level,diff_level	1
Sweden, Wholesale and Retail Trade, Sales Situation, Present Situation Assessment	Europe	Retail & Wholesale Trade	Present Situation	NIER - National Institute of Economic Research, Sweden	Monthly	1	level,diff_level	1
Portugal, Business Surveys, Construction Sector, Construction and Public Works, Employment Over the Next 3 Months, Three Months Moving Average	Europe	Construction	Expectations	INE - National Institute of Statistics, Portugal	Monthly	1	level,diff_level	1
Portugal, Business Surveys, Manufacturing Sector, Business Confidence Index	Europe	Industry	Confidence	INE - National Institute of Statistics, Portugal	Monthly	1	level,diff_level	1
Portugal, Business Surveys, Manufacturing Sector, Economic Climate Indicator	Europe	Industry	Confidence	INE - National Institute of Statistics, Portugal	Monthly	1	level,diff_level	1
Portugal, Business Surveys, Manufacturing Sector, Employment Expectations	Europe	Industry	Expectations	INE - National Institute of Statistics, Portugal	Monthly	1	level,diff_level	1
Portugal, Business Surveys, Manufacturing Sector, Export Order Books	Europe	Industry	Present Situation	INE - National Institute of Statistics, Portugal	Monthly	1	level,diff_level	1
Portugal, Business Surveys, Manufacturing Sector, Stocks of Finished Goods, Three Months Moving Average	Europe	Industry	Present Situation	INE - National Institute of Statistics, Portugal	Monthly	-1	level,diff_level	1
Portugal, Business Surveys, Manufacturing Sector, Order Books Level	Europe	Industry	Present Situation	INE - National Institute of Statistics, Portugal	Monthly	1	level,diff_level	1
Portugal, Business Surveys, Manufacturing Sector, Production	Europe	Industry	Present Situation	INE - National Institute of Statistics, Portugal	Monthly	1	level,diff_level	1
Portugal, Business Surveys, Manufacturing Sector, Production Over the Next 3 Months	Europe	Industry	Expectations	INE - National Institute of Statistics, Portugal	Monthly	1	level,diff_level	1
Portugal, Business Surveys, Manufacturing Sector, Selling Price Expectations Over the Next 3 Months	Europe	Industry	Expectations	INE - National Institute of Statistics, Portugal	Monthly	0	level,diff_level	1
Portugal, Business Surveys, Manufacturing Sector, Domestic Order Books	Europe	Industry	Present Situation	INE - National Institute of Statistics, Portugal	Monthly	1	level,diff_level	1
Portugal, Business Surveys, Retail Sector, Activity Over the Next 3 Months	Europe	Retail & Wholesale Trade	Expectations	INE - National Institute of Statistics, Portugal	Monthly	1	level,diff_level	1
Portugal, Business Surveys, Retail Sector, Employment Over the Next 3 Months	Europe	Retail & Wholesale Trade	Expectations	INE - National Institute of Statistics, Portugal	Monthly	1	level,diff_level	1
Portugal, Business Surveys, Retail Sector, New Orders to Providers Over the Next 3 Months	Europe	Retail & Wholesale Trade	Expectations	INE - National Institute of Statistics, Portugal	Monthly	1	level,diff_level	1
Portugal, Business Surveys, Trade, Business Confidence Index, Volume of Stocks	Europe	Retail & Wholesale Trade	Present Situation	INE - National Institute of Statistics, Portugal	Monthly	1	level,diff_level	1
Portugal, Business Surveys, Wholesale Trade, Activity Over the Next 3 Months	Europe	Retail & Wholesale Trade	Expectations	INE - National Institute of Statistics, Portugal	Monthly	1	level,diff_level	1
Italy, CSC Survey : New Orders Expectations	Europe	Economy	Expectations	Confindustria, Italy	Monthly	1	level,diff_level	2
Portugal, Business Surveys, Wholesale Trade, Volume of Stocks, Three Months Moving Average	Europe	Retail & Wholesale Trade	Present Situation	INE - National Institute of Statistics, Portugal	Monthly	-1	level,diff_level	1
Portugal, Business Surveys, Wholesale Trade, Volume of Stocks	Europe	Retail & Wholesale Trade	Present Situation	INE - National Institute of Statistics, Portugal	Monthly	-1	level,diff_level	1
Portugal, Business Surveys, Service Sector, Demand Expectations, Total, Next 3 Months	Europe	Services	Expectations	INE - National Institute of Statistics, Portugal	Monthly	1	level,diff_level	2
Portugal, Business Surveys, Service Sector, Demand Expectations, Administration and Support, Next 3 Months	Europe	Services	Expectations	INE - National Institute of Statistics, Portugal	Monthly	1	level,diff_level	2
Portugal, Business Surveys, Service Sector, Demand Expectations, Information and Communication, Next 3 Months	Europe	Services	Expectations	INE - National Institute of Statistics, Portugal	Monthly	1	level,diff_level	2

Portugal, Business Surveys, Service Sector, Demand Expectations, Real Estate, Next 3 Months	Europe	Services	Expectations	INE - National Institute of Statistics, Portugal	Monthly	1	level/diff_level	2
Portugal, Business Surveys, Service Sector, Employment Expectations, Administration and Support, Next 3 Months	Europe	Services	Expectations	INE - National Institute of Statistics, Portugal	Monthly	1	level/diff_level	2
Portugal, Business Surveys, Service Sector, Employment Expectations, Information and Communication, Next 3 Months	Europe	Services	Expectations	INE - National Institute of Statistics, Portugal	Monthly	1	level/diff_level	2
Canada, Business Surveys, CFIB, Agriculture, Index	Western Hemisphere	Industry	Confidence	CFIB - Canadian Federation of Independent Business	Monthly	1	level/diff_level	1
Portugal, Business Surveys, Turnover, Retail, Business Volume, Deflator, Total, Three Months Moving Average, Change Y/Y	Europe	Retail & Wholesale Trade	Present Situation	INE - National Institute of Statistics, Portugal	Monthly	1	level/diff_level	3
Portugal, Business Surveys, Constr and Public Works, Buildings, Assess of the Bus Sit, Past 3 Months, Three Months Moving Average	Europe	Economy	Present Situation	INE - National Institute of Statistics, Portugal	Monthly	1	level/diff_level	1
Poland, Business Surveys, Capacity Utilization, Construction, Total	Europe	Construction	Present Situation	Central Statistical Office, Poland	Monthly	1	level/diff_level	1
Portugal, Business Surveys, Construction and Public Works, Current Order Books, Three Months Moving Average	Europe	Construction	Present Situation	INE - National Institute of Statistics, Portugal	Monthly	1	level/diff_level	1
Portugal, Business Surveys, Construction and Public Works, Current Order Books	Europe	Construction	Present Situation	INE - National Institute of Statistics, Portugal	Monthly	1	level/diff_level	1
Chile, Business Confidence : Industry	Western Hemisphere	Industry	Confidence	Chilean Institute of Rational Administration of Enterprises	Monthly	1	level/diff_level	1
Portugal, Business Surveys, Construction and Public Works, Business Confidence Index	Europe	Construction	Confidence	INE - National Institute of Statistics, Portugal	Monthly	1	level/diff_level	1
Portugal, Business Surveys, Manufacturing Sector, Consumer Goods, Employment Expectations Over the Next 3 Months, Three Months Moving Average	Europe	Industry	Expectations	INE - National Institute of Statistics, Portugal	Monthly	1	level/diff_level	1
Portugal, Business Surveys, Manufacturing Sector, Finished Goods Stocks	Europe	Industry	Present Situation	INE - National Institute of Statistics, Portugal	Monthly	-1	level/diff_level	1
Poland, Business Surveys, Retail Sector, Forecast, Demand	Europe	Retail & Wholesale Trade	Expectations	Central Statistical Office, Poland	Monthly	1	level/diff_level	1
Portugal, Business Surveys, Service Sector, Information and Communication, Demand Perspective Over the Next 3 Months, Three Months Moving Average	Europe	Services	Expectations	INE - National Institute of Statistics, Portugal	Monthly	1	level/diff_level	1
Portugal, Business Surveys, Trade, Business Confidence Index, Retail and Wholesale	Europe	Retail & Wholesale Trade	Confidence	INE - National Institute of Statistics, Portugal	Monthly	1	level/diff_level	1
Portugal, Business Surveys, Wholesale Trade, Employment Expectations Over the Next 3 Months, Three Months Moving Average	Europe	Retail & Wholesale Trade	Expectations	INE - National Institute of Statistics, Portugal	Monthly	1	level/diff_level	1
Mexico, Business Surveys, Private Sector, Factors of Limitation, Export Price of Petroleum	Western Hemisphere	Economy	Present Situation	Banco de Mexico	Monthly	0	level/diff_level	1
Mexico, Business Surveys, Private Sector, Factors of Limitation, Foreign Exchange Uncertainty	Western Hemisphere	Economy	Present Situation	Banco de Mexico	Monthly	-1	level/diff_level	1
Mexico, Business Surveys, Private Sector, Factors of Limitation, Implemented Monetary Policy	Western Hemisphere	Economy	Present Situation	Banco de Mexico	Monthly	-1	level/diff_level	1
Mexico, Business Surveys, Private Sector, Factors of Limitation, Internal Political Uncertainty	Western Hemisphere	Economy	Present Situation	Banco de Mexico	Monthly	-1	level/diff_level	1
Mexico, Business Surveys, Private Sector, Factors of Limitation, Problems With Public Insecurity	Western Hemisphere	Economy	Present Situation	Banco de Mexico	Monthly	1	level/diff_level	1
Macedonia, the Former Yugoslav Republic of, Business Surveys, Industry Sector, Current Situation, Assessment, Volume of the PR in the ENT Over the Past 3 M	Europe	Industry	Present Situation	State Statistical Office, Republic of Macedonia	Monthly	1	diff_level	3
Mexico, Business Surveys, Private Sector, Factors of Limitation, Weakness in Domestic Market	Western Hemisphere	Economy	Present Situation	Banco de Mexico	Monthly	-1	level/diff_level	1
Mexico, Business Surveys, Private Sector, Factors of Limitation, Weakness in Foreign Market and World Economy	Western Hemisphere	Economy	Present Situation	Banco de Mexico	Monthly	-1	level/diff_level	1
Lithuania, Business Surveys, Manufacturing Sector, Employment Expectations Over A FEW Next Months	Europe	Industry	Expectations	Statistics Lithuania	Monthly	1	level/diff_level	2
Lithuania, Business Surveys, Manufacturing Sector, Assessment of Export Order-Books (Demand - Present Level)	Europe	Industry	Present Situation	Statistics Lithuania	Monthly	1	level/diff_level	2
Lithuania, Business Surveys, Manufacturing Sector, Assessment of Total Order-Books (Demand - Present Level)	Europe	Industry	Present Situation	Statistics Lithuania	Monthly	1	level/diff_level	2
Lithuania, Business Surveys, Manufacturing Sector, Production Expectations, Next FEW Months	Europe	Industry	Expectations	Statistics Lithuania	Monthly	1	level/diff_level	2
Lithuania, Business Surveys, Manufacturing Sector, Production Trends Over A FEW Past Months	Europe	Industry	Present Situation	Statistics Lithuania	Monthly	1	level/diff_level	2

Lithuania, Business Surveys, Manufacturing Sector, Selling Price Expectations Over A FEW Next Months	Europe	Industry	Expectations	Statistics Lithuania	Monthly	0	level;diff_level	2
Lithuania, Business Surveys, Manufacturing Sector, Assessment of Stocks of Finished Goods (Present Level)	Europe	Industry	Present Situation	Statistics Lithuania	Monthly	-1	level;diff_level	2
Lithuania, Business Surveys, Manufacturing Sector, Industry Confidence Indicator	Europe	Industry	Confidence	Statistics Lithuania	Monthly	1	level;diff_level	2
Portugal, Business Surveys, Service Sector, Demand Expectations, Consultancy, Scientific and Technical, Next 3 Months	Europe	Services	Expectations	INE - National Institute of Statistics, Portugal	Monthly	1	level;diff_level	2
Portugal, Business Surveys, Service Sector, Employment Expectations, Consultancy, Scientific and Technical, Next 3 Months	Europe	Services	Expectations	INE - National Institute of Statistics, Portugal	Monthly	1	level;diff_level	2
Portugal, Business Surveys, Business Survey Index, Business Volume, Total, Three Months Moving Average, Change y/y	Europe	Economy	Confidence	INE - National Institute of Statistics, Portugal	Monthly	1	level;diff_level	3
Greece, Survey : Construction - Order Book Production Schedules	Europe	Construction	Expectations	Bank of Greece	Monthly	1	level;diff_level	2
Portugal, Business Surveys, Economic Activity Rate, Total	Europe	Economy	Confidence	INE - National Institute of Statistics, Portugal	Monthly	1	level;diff_level	3
Portugal, Business Surveys, Investment, Machinery and Equipment Indicator, Change y/y	Europe	Economy	Present Situation	INE - National Institute of Statistics, Portugal	Monthly	1	level;diff_level	3
Portugal, Business Surveys, Investment, Total, Change y/y	Europe	Economy	Confidence	INE - National Institute of Statistics, Portugal	Monthly	1	level;diff_level	3
Macedonia, the Former Yugoslav Republic of, Business Surveys, Industry Sector, Current Situation, Assessment, Assurance of the PR With Orders, Domestic Orders	Europe	Industry	Present Situation	State Statistical Office, Republic of Macedonia	Monthly	1	diff_level	3
Macedonia, the Former Yugoslav Republic of, Business Surveys, Industry Sector, Current Situation, Assessment, Assurance of the PR With Orders, Foreign Orders	Europe	Industry	Present Situation	State Statistical Office, Republic of Macedonia	Monthly	1	diff_level	3
Estonia, Business Surveys, Business Confidence, Retail Trade	Europe	Retail & Wholesale Trade	Confidence	Estonian Institute of Economic Research	Monthly	1	level;diff_level	1
Macedonia, the Former Yugoslav Republic of, Business Surveys, Industry Sector, Current Situation, Assessment, Enterprises, Total	Europe	Industry	Present Situation	State Statistical Office, Republic of Macedonia	Monthly	1	diff_level	3
Macedonia, the Former Yugoslav Republic of, Business Surveys, Industry Sector, Current Situation, Assessment, Average Level of the Capacity Utilization in the ENT in %	Europe	Industry	Present Situation	State Statistical Office, Republic of Macedonia	Monthly	1	level;diff_level	3
Macedonia, the Former Yugoslav Republic of, Business Surveys, Industry Sector, Expectations, Assessment, Volume of the PR During the Next 3 M	Europe	Industry	Expectations	State Statistical Office, Republic of Macedonia	Monthly	1	diff_level	3
Norway, Business Surveys, Purchasing Managers Index, Manufacturing Sector, Purchase Plans	Europe	Industry	Expectations	NIMA - Norwegian Association of Purchasing and Logistics and Fokus Bank	Monthly	1	level;diff_level	1
Norway, Business Surveys, Purchasing Managers Index, Manufacturing Sector, Quantity of Purchases	Europe	Industry	Expectations	NIMA - Norwegian Association of Purchasing and Logistics and Fokus Bank	Monthly	1	level;diff_level	1
Mexico, Business Surveys, Manufacturing Sector, Confidence Index, Firm's Current Financial and Economic Situation Subindex, Index, 1998 = 100	Western Hemisphere	Industry	Present Situation	Banco de Mexico	Monthly	1	level;diff_level	2
Mexico, Business Surveys, Manufacturing Sector, Confidence Index, Firm's Situation Into Next 6 Months Subindex, Index, 1998 = 100	Western Hemisphere	Industry	Confidence	Banco de Mexico	Monthly	1	level;diff_level	2
Mexico, Business Surveys, Manufacturing Sector, Confidence Index, Firm's Employment Into Next 6 Months Subindex, Index, 1998 = 100	Western Hemisphere	Industry	Confidence	Banco de Mexico	Monthly	1	level;diff_level	2
Mexico, Business Surveys, Manufacturing Sector, Confidence Index, Firm's Current Scenario to Investment Subindex, Index, 1998 = 100	Western Hemisphere	Industry	Present Situation	Banco de Mexico	Monthly	1	level;diff_level	2
Italy, Bus Survey : Energy - Economy in Next Three Months, No	Europe	Industry	Expectations	Istat - National Institute of Statistics, Italy	Monthly	-1	level;diff_level	1
Chile, Business Confidence : Commerce	Western Hemisphere	Retail & Wholesale Trade	Confidence	Chilean Institute of Rational Administration of Enterprises	Monthly	1	level;diff_level	1
Chile, Business Confidence : Mining	Western Hemisphere	Industry	Confidence	Chilean Institute of Rational Administration of Enterprises	Monthly	0	level;diff_level	1
Russia, Business Surveys, Business Confidence, Manufacturing, Balance	Europe	Industry	Confidence	Federal State Statistics Service, Russia	Monthly	1	level;diff_level	2
United States, New York Federal, Business Leaders Survey, Current Business Activity, Diffusion, Index	Western Hemisphere	Economy	Present Situation	Federal Reserve Bank of New York	Monthly	1	level;diff_level	1
Turkey, Business Surveys, Real Sector, Export Orders (Next 3 Months), Index	Asia & Pacific & Africa	Economy	Expectations	Central Bank of the Republic of Turkey	Monthly	1	level;diff_level	1
United States, New York Federal, Business Leaders Survey, Current Business Climate, Diffusion, Index	Western Hemisphere	Economy	Confidence	Federal Reserve Bank of New York	Monthly	1	level;diff_level	1
United States, New York Federal, Business Leaders Survey, Current Employment, Diffusion, Index	Western Hemisphere	Economy	Present Situation	Federal Reserve Bank of New York	Monthly	1	level;diff_level	1
United States, New York Federal, Business Leaders Survey, Current Wages, Diffusion, Index	Western Hemisphere	Economy	Present Situation	Federal Reserve Bank of New York	Monthly	1	level;diff_level	1

United States, New York Federal, Business Leaders Survey, Future Business Activity, Diffusion, Index	Western Hemisphere	Economy	Expectations	Federal Reserve Bank of New York	Monthly	1	level/diff_level	1
Brazilian Manufacturing Survey, Present Business Situation	Western Hemisphere	Industry	Present Situation	FGV	Monthly	1	level/diff_level	1
United States, New York Federal, Business Leaders Survey, Future Business Climate, Diffusion, Index	Western Hemisphere	Economy	Expectations	Federal Reserve Bank of New York	Monthly	1	level/diff_level	1
United States, New York Federal, Business Leaders Survey, Future Capital Spending, Diffusion, Index	Western Hemisphere	Economy	Expectations	Federal Reserve Bank of New York	Monthly	1	level/diff_level	1
United States, New York Federal, Business Leaders Survey, Future Employment, Diffusion, Index	Western Hemisphere	Economy	Expectations	Federal Reserve Bank of New York	Monthly	1	level/diff_level	1
New Zealand, Business NZ PSI : Services - Deliveries, Index	Asia & Pacific & Africa	Services	Confidence	Business New Zealand/Market Economics	Monthly	1	level/diff_level	2
New Zealand, Business NZ PSI : Services - Employment, Index	Asia & Pacific & Africa	Services	Expectations	Business New Zealand/Market Economics	Monthly	1	level/diff_level	2
New Zealand, Business NZ PSI : Services - New Orders, Index	Asia & Pacific & Africa	Services	Present Situation	Business New Zealand/Market Economics	Monthly	1	level/diff_level	2
New Zealand, Business NZ PSI : Services - Stocks, Index	Asia & Pacific & Africa	Services	Present Situation	Business New Zealand/Market Economics	Monthly	1	level/diff_level	2
Thailand, Business Surveys, Business Sentiment, Production Costs	Asia & Pacific & Africa	Economy	Present Situation	Bank of Thailand	Monthly	1	level/diff_level	1
Thailand, Business Surveys, Business Sentiment, Total Order Book	Asia & Pacific & Africa	Economy	Confidence	Bank of Thailand	Monthly	1	level/diff_level	1
Slovenia, Business Surveys, Retail Sector, Confidence Indicator, Retail Trade, Total	Europe	Retail & Wholesale Trade	Confidence	Statistical Office of the Republic of Slovenia	Monthly	1	level/diff_level	1
Lithuania, Business Surveys, Construction Sector, Construction Confidence Indicator	Europe	Construction	Confidence	Statistics Lithuania	Monthly	1	level/diff_level	2
Turkey, Business Confidence Indicator	Asia & Pacific & Africa	Economy	Confidence	Central Bank of the Republic of Turkey	Monthly	1	level/diff_level	1
Lithuania, Business Surveys, Retail Sector, Retail Trade Confidence Indicator	Europe	Retail & Wholesale Trade	Confidence	Statistics Lithuania	Monthly	1	level/diff_level	2
Portugal, Business Surveys, Retail Sector, Activity	Europe	Retail & Wholesale Trade	Confidence	INE - National Institute of Statistics, Portugal	Monthly	1	level/diff_level	1
Portugal, Business Surveys, Retail Sector, Stock In Place	Europe	Retail & Wholesale Trade	Present Situation	INE - National Institute of Statistics, Portugal	Monthly	-1	level/diff_level	1
Portugal, Business Surveys, Retail Trade, Volume of Stocks, Three Months Moving Average	Europe	Retail & Wholesale Trade	Present Situation	INE - National Institute of Statistics, Portugal	Monthly	-1	level/diff_level	1
Lithuania, Business Surveys, Service Sector, Services Confidence Indicator	Europe	Services	Confidence	Statistics Lithuania	Monthly	1	level/diff_level	2
Portugal, Business Surveys, Service Sector, Employment Expectations Over the Next 3 Months	Europe	Services	Expectations	INE - National Institute of Statistics, Portugal	Monthly	1	level/diff_level	1
Portugal, Business Surveys, Service Sector, Provision Price Expectations Over the Next 3 Months	Europe	Services	Expectations	INE - National Institute of Statistics, Portugal	Monthly	0	level/diff_level	1
Portugal, Business Surveys, Activity	Europe	Economy	Confidence	INE - National Institute of Statistics, Portugal	Monthly	1	level/diff_level	1
Portugal, Business Surveys, Activity Over the Next 3 Months	Europe	Economy	Expectations	INE - National Institute of Statistics, Portugal	Monthly	1	level/diff_level	1
Portugal, Business Surveys, Trade, Activity Over the Next 3 Months, Three Months Moving Average	Europe	Retail & Wholesale Trade	Expectations	INE - National Institute of Statistics, Portugal	Monthly	1	level/diff_level	1
Portugal, Business Surveys, Trade, Employment Over the Next 3 Months	Europe	Retail & Wholesale Trade	Expectations	INE - National Institute of Statistics, Portugal	Monthly	1	level/diff_level	1
Portugal, Business Surveys, Trade, Volume of Stocks, Three Months Moving Average	Europe	Retail & Wholesale Trade	Present Situation	INE - National Institute of Statistics, Portugal	Monthly	-1	level/diff_level	1
Portugal, Business Surveys, Wholesale Trade, Employment Over the Next 3 Months	Europe	Retail & Wholesale Trade	Expectations	INE - National Institute of Statistics, Portugal	Monthly	1	level/diff_level	1
Estonia, Business Surveys, Business Confidence, Construction	Europe	Construction	Confidence	Estonian Institute of Economic Research	Monthly	1	level/diff_level	1
Italy, Business Surveys, Manufacturing Sector, Expected Level of Employment	Europe	Industry	Expectations	Istat - National Institute of Statistics, Italy	Monthly	1	level/diff_level	1
Italy, Business Surveys, Manufacturing Sector, Present Level of Domestic Demand, Total Business	Europe	Industry	Present Situation	Istat - National Institute of Statistics, Italy	Monthly	1	level/diff_level	1
Italy, Business Surveys, Manufacturing Sector, Export Demand, Present Level	Europe	Industry	Present Situation	Istat - National Institute of Statistics, Italy	Monthly	1	level/diff_level	1
Italy, Business Surveys, Manufacturing Sector, Expected Order Books, Total Business	Europe	Industry	Expectations	Istat - National Institute of Statistics, Italy	Monthly	1	level/diff_level	1
Italy, Business Surveys, Manufacturing Sector, Expected Production, Total Business	Europe	Industry	Expectations	Istat - National Institute of Statistics, Italy	Monthly	1	level/diff_level	1
Italy, Business Surveys, Manufacturing Sector, Present Level of Production, Total Business	Europe	Industry	Present Situation	Istat - National Institute of Statistics, Italy	Monthly	1	level/diff_level	1
Italy, Business Surveys, Manufacturing Sector, Finished Goods, Present Stocks	Europe	Industry	Present Situation	Istat - National Institute of Statistics, Italy	Monthly	-1	level/diff_level	1
Mexico, Business Surveys, Manufacturing Sector, Production, Rate of Capacity Utilization, Monthly Average	Western Hemisphere	Industry	Present Situation	Banco de Mexico	Monthly	1	level/diff_level	3

Mexico, Business Surveys, Manufacturing Sector, Working Days, Monthly Average	Western Hemisphere	Industry	Present Situation	Banco de Mexico	Monthly	1	level/diff_level	3
Mexico, Business Surveys, Manufacturing Sector, Confidence Index, Business Climat Subindex, Index, 1998 = 100	Western Hemisphere	Industry	Confidence	Banco de Mexico	Monthly	1	level/diff_level	2
Mexico, Business Surveys, Manufacturing Sector, Confidence Index, Manufacturing Business, Overall, Index, 1998 = 100	Western Hemisphere	Industry	Confidence	Banco de Mexico	Monthly	1	level/diff_level	2
Argentina, Capacity Utilization, Total	Western Hemisphere	Economy	Present Situation	INDEC - National Institute of Statistics and Censuses, Argentina	Monthly	1	level/diff_level	3
Poland, Business Surveys, Capacity Utilization, Construction, 10 to 49 Employed Persons	Europe	Construction	Present Situation	Central Statistical Office, Poland	Monthly	1	level/diff_level	1
Poland, Business Surveys, Capacity Utilization, Construction, 250 and More Employed Persons	Europe	Construction	Present Situation	Central Statistical Office, Poland	Monthly	1	level/diff_level	1
Poland, Business Surveys, Capacity Utilization, Construction, 50 to 249 Employed Persons	Europe	Construction	Present Situation	Central Statistical Office, Poland	Monthly	1	level/diff_level	1
Poland, Business Surveys, Capacity Utilization, Construction, 9 Employed Persons and Less	Europe	Construction	Present Situation	Central Statistical Office, Poland	Monthly	1	level/diff_level	1
United Kingdom, Business Surveys, CBI Distributive Trades, Total Distribution, CBI Dist Trades : Volume of Orders Placed Reported	Europe	Retail & Wholesale Trade	Present Situation	CBI - Confederation of British Industry	Monthly	1	level/diff_level	1
United Kingdom, Business Surveys, CBI Distributive Trades, Total Distribution, CBI Dist Trades : Volume of Reported Stocks / Export Sales	Europe	Retail & Wholesale Trade	Expectations	CBI - Confederation of British Industry	Monthly	-1	level/diff_level	1
United Kingdom, Business Surveys, CBI Distributive Trades, Total Distribution, CBI Dist Trades : Volume of Sales - Time of Year Reported	Europe	Retail & Wholesale Trade	Present Situation	CBI - Confederation of British Industry	Monthly	1	level/diff_level	1
United Kingdom, Business Surveys, CBI Distributive Trades, Total Distribution, CBI Dist Trades : Volume of Sales - Time of YR Reported - Average	Europe	Retail & Wholesale Trade	Present Situation	CBI - Confederation of British Industry	Monthly	1	level/diff_level	1
United Kingdom, Business Surveys, CBI Distributive Trades, Total Distribution, CBI Dist Trades : Volume of Sales Reported	Europe	Retail & Wholesale Trade	Present Situation	CBI - Confederation of British Industry	Monthly	1	level/diff_level	1
United Kingdom, Business Surveys, CBI Industrial Trends, CBI Growth Indicator, Next 3 Months	Europe	Industry	Expectations	CBI - Confederation of British Industry	Monthly	1	level/diff_level	2
United Kingdom, Business Surveys, CBI Industrial Trends, CBI Growth Indicator, Past 3 Months	Europe	Industry	Present Situation	CBI - Confederation of British Industry	Monthly	1	level/diff_level	2
United Kingdom, Business Surveys, CBI Industrial Trends, Export Order Books, Current Situation	Europe	Industry	Present Situation	CBI - Confederation of British Industry	Monthly	1	level/diff_level	1
United Kingdom, Business Surveys, CBI Industrial Trends, Stocks, Current Situation	Europe	Industry	Present Situation	CBI - Confederation of British Industry	Monthly	-1	level/diff_level	1
United Kingdom, Business Surveys, CBI Industrial Trends, Volume of Output, Next 3 Months	Europe	Industry	Expectations	CBI - Confederation of British Industry	Monthly	1	level/diff_level	1
United Kingdom, Business Surveys, CBI Industrial Trends, Volume of Output, Past Three Months	Europe	Industry	Present Situation	CBI - Confederation of British Industry	Monthly	1	level/diff_level	1
United Kingdom, Business Surveys, CBI Distributive Trades, Retailing, Volume of Stocks in Relation to Expected Sales, Balance	Europe	Retail & Wholesale Trade	Expectations	CBI - Confederation of British Industry	Monthly	-1	level/diff_level	1
United Kingdom, Business Surveys, CBI Distributive Trades, Retailing, Volume of Sales For the Time of Year, Balance	Europe	Retail & Wholesale Trade	Present Situation	CBI - Confederation of British Industry	Monthly	1	level/diff_level	1
United Kingdom, Business Surveys, CBI Distributive Trades, Retailing, Volume of Sales For the Time of Year, Average	Europe	Retail & Wholesale Trade	Present Situation	CBI - Confederation of British Industry	Monthly	1	level/diff_level	1
United Kingdom, Business Surveys, CBI Distributive Trades, Retailing, Volume of Sales, Balance	Europe	Retail & Wholesale Trade	Present Situation	CBI - Confederation of British Industry	Monthly	1	level/diff_level	1
United Kingdom, Business Surveys, CBI Distributive Trades, Wholesaling, Volume of Orders Placed Upon Suppliers, Balance	Europe	Retail & Wholesale Trade	Present Situation	CBI - Confederation of British Industry	Monthly	1	level/diff_level	1
United Kingdom, Business Surveys, CBI Distributive Trades, Wholesaling, Volume of Stocks in Relation to Expected Sales, Balance	Europe	Retail & Wholesale Trade	Expectations	CBI - Confederation of British Industry	Monthly	-1	level/diff_level	1
United Kingdom, Business Surveys, CBI Distributive Trades, Wholesaling, Volume of Sales For the Time of Year, Balance	Europe	Retail & Wholesale Trade	Present Situation	CBI - Confederation of British Industry	Monthly	1	level/diff_level	1
United Kingdom, Business Surveys, CBI Distributive Trades, Wholesaling, Volume of Sales For the Time of Year, Average	Europe	Retail & Wholesale Trade	Present Situation	CBI - Confederation of British Industry	Monthly	-1	level/diff_level	1
United Kingdom, Business Surveys, CBI Distributive Trades, Wholesaling, Volume of Sales, Balance	Europe	Retail & Wholesale Trade	Present Situation	CBI - Confederation of British Industry	Monthly	1	level/diff_level	1
Netherlands, Business Surveys, Manufacturing Sector, Order Books Level	Europe	Industry	Present Situation	CBS - Statistics Netherlands	Monthly	1	level/diff_level	1

Netherlands, Business Surveys, Manufacturing Sector, Production Future Tendency	Europe	Industry	Expectations	CBS - Statistics Netherlands	Monthly	1	level;diff_level	1
Netherlands, Business Surveys, Manufacturing Sector, Order Intake, Last 3 Months, Balance	Europe	Industry	Present Situation	CBS - Statistics Netherlands	Monthly	1	level;diff_level	1
Netherlands, Business Surveys, Manufacturing Sector, Production, Next 3 Months, Balance	Europe	Industry	Expectations	CBS - Statistics Netherlands	Monthly	1	level;diff_level	1
Netherlands, Business Surveys, Manufacturing Sector, Production, Past 3 Months, Balance	Europe	Industry	Present Situation	CBS - Statistics Netherlands	Monthly	1	level;diff_level	1
Netherlands, Business Surveys, Manufacturing Sector, Stocks of Finished Products, Balance	Europe	Industry	Present Situation	CBS - Statistics Netherlands	Monthly	1	level;diff_level	1
Canada, Business Surveys, CFIB, Business Services, Index	Western Hemisphere	Services	Confidence	CFIB - Canadian Federation of Independent Business	Monthly	1	level;diff_level	1
Canada, Business Surveys, CFIB, Construction, Index	Western Hemisphere	Construction	Confidence	CFIB - Canadian Federation of Independent Business	Monthly	1	level;diff_level	1
Canada, Business Surveys, CFIB, Finance Insurance and Real Estate, Index	Western Hemisphere	Services	Confidence	CFIB - Canadian Federation of Independent Business	Monthly	1	level;diff_level	1
Canada, Business Surveys, CFIB, Manufacturing, Index	Western Hemisphere	Industry	Confidence	CFIB - Canadian Federation of Independent Business	Monthly	1	level;diff_level	1
Canada, Business Surveys, CFIB, Retail Trade, Index	Western Hemisphere	Retail & Wholesale Trade	Confidence	CFIB - Canadian Federation of Independent Business	Monthly	1	level;diff_level	1
Canada, Business Surveys, CFIB, Wholesale Trade, Index	Western Hemisphere	Retail & Wholesale Trade	Confidence	CFIB - Canadian Federation of Independent Business	Monthly	1	level;diff_level	1
United States, Business Surveys, Chicago Federal CFMMI, National Activity Index, Index	Western Hemisphere	Economy	Confidence	Federal Reserve Bank of Chicago	Monthly	1	level;diff_level	3
United States, Business Surveys, Chicago Federal CFMMI, National Activity Index, Diffusion, Index, USD	Western Hemisphere	Economy	Confidence	Federal Reserve Bank of Chicago	Monthly	1	level;diff_level	2
Greece, Survey : Manufacturing - Order Books (Previous Month)	Europe	Industry	Present Situation	Bank of Greece	Monthly	1	level;diff_level	2
United States, Business Surveys, Chicago Federal CFMMI, National Activity Index, Personal Consumption and Housing, Index	Western Hemisphere	Economy	Confidence	Federal Reserve Bank of Chicago	Monthly	1	level;diff_level	2
United States, Business Surveys, Chicago Federal CFMMI, National Activity Index, Employment Unemployed and Hours, Index	Western Hemisphere	Economy	Present Situation	Federal Reserve Bank of Chicago	Monthly	1	level;diff_level	2
United States, Business Surveys, Chicago Federal CFMMI, National Activity Index, Sales Orders and Inventories, Index	Western Hemisphere	Economy	Present Situation	Federal Reserve Bank of Chicago	Monthly	1	level;diff_level	2
United States, Business Surveys, Chicago Federal CFMMI, National Activity Index, Production and Income, Index	Western Hemisphere	Economy	Present Situation	Federal Reserve Bank of Chicago	Monthly	1	level;diff_level	2
United States, Business Surveys, Chicago Purchasing Managers Index, Business Barometer, Index	Western Hemisphere	Economy	Confidence	MNI Indicators	Monthly	1	level;diff_level	1
China, Business Surveys, Citi Inflation Surprise Index, Csi, China, Index	Asia & Pacific & Africa	Economy	Confidence	Citigroup Inc.	Monthly	0	level;diff_level	1
Portugal, Business Surveys, Construction Sector, Construction and Public Works Survey, Activity Appraisal, Total	Europe	Construction	Confidence	Banco de Portugal	Monthly	1	level;diff_level	2
IFO, Germany, Construction Industry, Business Climate, Building Construction Altogether, Business Surveys, Total	Europe	Construction	Confidence	ifo - Institute for Economic Research, University of Munich	Monthly	0	diff_level	1
IFO, Germany, Construction Industry, Expectations With Respect to Business Developments in the Next 6 Months, Building Construction Altogether, Business Surveys, Total	Europe	Construction	Expectations	ifo - Institute for Economic Research, University of Munich	Monthly	1	level;diff_level	1
IFO, Germany, Construction Industry, Assessment of the Business Situation, Building Construction Altogether, Business Surveys, Total	Europe	Construction	Present Situation	ifo - Institute for Economic Research, University of Munich	Monthly	0	diff_level	1
IFO, Germany, Construction Industry, Equipment and / or Capacity Utilization in %, Building Construction Altogether, Business Surveys, Total, %	Europe	Construction	Present Situation	ifo - Institute for Economic Research, University of Munich	Monthly	0	diff_level	1
IFO, Germany, Construction Industry, Construction Activity Comprd to the Average of the Last 3 Month, Building Construction Altogether, Business Surveys, Total	Europe	Construction	Present Situation	ifo - Institute for Economic Research, University of Munich	Monthly	0	level;diff_level	1
IFO, Germany, Construction Industry, Expectations With Respect to Construction Activity in the Next 3 Months, Building Construction Altogether, Business Surveys, Total	Europe	Construction	Expectations	ifo - Institute for Economic Research, University of Munich	Monthly	0	level;diff_level	1
IFO, Germany, Construction Industry, Range of Orders On Hand (Months), Building Construction Altogether, Business Surveys, Total	Europe	Construction	Present Situation	ifo - Institute for Economic Research, University of Munich	Monthly	1	level;diff_level	1
IFO, Germany, Construction Industry, Business Climate, Business Surveys, Total Construction Industry	Europe	Construction	Confidence	ifo - Institute for Economic Research, University of Munich	Monthly	1	level;diff_level	1
IFO, Germany, Construction Industry, Business Climate, Business Surveys, Total Construction Industry, Index, 2005 = 100	Europe	Construction	Confidence	ifo - Institute for Economic Research, University of Munich	Monthly	1	level;diff_level	1

IFO, Germany, Construction Industry, Expectations With Regard to Business Developments in the Next 6 Months, Business Surveys, Total Construction Industry	Europe	Construction	Expectations	Ifo - Institute for Economic Research, University of Munich	Monthly	1	level;diff_level	1
IFO, Germany, Construction Industry, Expectations With Regard to Business Developments in the Next 6 Months, Business Surveys, Total Construction Industry, Index, 2005 = 100	Europe	Construction	Expectations	Ifo - Institute for Economic Research, University of Munich	Monthly	1	level;diff_level	1
IFO, Germany, Construction Industry, Assessment of the Business Situation, Business Surveys, Total Construction Industry	Europe	Construction	Present Situation	Ifo - Institute for Economic Research, University of Munich	Monthly	1	level;diff_level	1
IFO, Germany, Construction Industry, Assessment of the Business Situation, Business Surveys, Total Construction Industry, Index, 2005 = 100	Europe	Construction	Present Situation	Ifo - Institute for Economic Research, University of Munich	Monthly	1	level;diff_level	1
IFO, Germany, Construction Industry, Expectations With Respect to Business Developments in the Next 6 Months, Civil Engineering Altogether, Business Surveys, Total	Europe	Construction	Expectations	Ifo - Institute for Economic Research, University of Munich	Monthly	1	level;diff_level	1
IFO, Germany, Construction Industry, Assessment of the Business Situation, Civil Engineering Altogether, Business Surveys, Total	Europe	Construction	Present Situation	Ifo - Institute for Economic Research, University of Munich	Monthly	1	level;diff_level	1
IFO, Germany, Construction Industry, Equipment and / or Capacity Utilization in %, Civil Engineering Altogether, Business Surveys, Total, %	Europe	Construction	Present Situation	Ifo - Institute for Economic Research, University of Munich	Monthly	1	level;diff_level	1
Turkey, Business Surveys, Real Sector, Fixed Investment Expenditure, Balance, Index	Asia & Pacific & Africa	Economy	Present Situation	Central Bank of the Republic of Turkey	Monthly	1	level;diff_level	1
Portugal, Consumer Surveys, Consumer Confidence Index, Financial Situation of the Households Over the Next 12 Months	Europe	Economy	Confidence	INE - National Institute of Statistics, Portugal	Monthly	1	level;diff_level	1
IFO, Germany, Construction Industry, Construction Activity Compared to the Average of the Last 3 Month, Civil Engineering Altogether, Business Surveys, Total	Europe	Construction	Present Situation	Ifo - Institute for Economic Research, University of Munich	Monthly	0	level;diff_level	1
IFO, Germany, Construction Industry, Expectations With Respect to Construction Activity in the Next 3 Months, Civil Engineering Altogether, Business Surveys, Total	Europe	Construction	Expectations	Ifo - Institute for Economic Research, University of Munich	Monthly	1	level;diff_level	1
IFO, Germany, Construction Industry, Assessment of Orders On Hand, Civil Engineering Altogether, Business Surveys, Total	Europe	Construction	Present Situation	Ifo - Institute for Economic Research, University of Munich	Monthly	1	diff_level	1
IFO, Germany, Construction Industry, Orders On Hand Compared to the Previous Month, Civil Engineering Altogether, Business Surveys, Total	Europe	Construction	Present Situation	Ifo - Institute for Economic Research, University of Munich	Monthly	1	level;diff_level	1
IFO, Germany, Construction Industry, Range of Orders On Hand (Months), Civil Engineering Altogether, Business Surveys, Total	Europe	Construction	Present Situation	Ifo - Institute for Economic Research, University of Munich	Monthly	1	diff_log	1
IFO, Germany, Construction Industry, Business Climate, Commercial Building, Business Surveys, Total	Europe	Construction	Confidence	Ifo - Institute for Economic Research, University of Munich	Monthly	1	diff_level	1
IFO, Germany, Construction Industry, Expectations With Respect to Business Developments in the Next 6 Months, Commercial Building, Business Surveys, Total	Europe	Construction	Expectations	Ifo - Institute for Economic Research, University of Munich	Monthly	1	level;diff_level	1
IFO, Germany, Construction Industry, Assessment of the Business Situation, Commercial Building, Business Surveys, Total	Europe	Construction	Present Situation	Ifo - Institute for Economic Research, University of Munich	Monthly	1	diff_level	1
IFO, Germany, Construction Industry, Construction Activity Compared to the Average of the Last 3 Month, Commercial Building, Business Surveys, Total	Europe	Construction	Present Situation	Ifo - Institute for Economic Research, University of Munich	Monthly	0	level;diff_level	1
IFO, Germany, Construction Industry, Orders On Hand Compared to the Previous Month, Commercial Building, Business Surveys, Total	Europe	Construction	Present Situation	Ifo - Institute for Economic Research, University of Munich	Monthly	0	level;diff_level	1
IFO, Germany, Construction Industry, Range of Orders On Hand (Months), Commercial Building, Business Surveys, Total	Europe	Construction	Present Situation	Ifo - Institute for Economic Research, University of Munich	Monthly	1	level;diff_level	1
IFO, Germany, Construction Industry, Construction Activity Compared to the Average of the Last 3 Month, Total Construction Industry, Business Surveys, Total	Europe	Construction	Present Situation	Ifo - Institute for Economic Research, University of Munich	Monthly	1	level;diff_level	1
IFO, Germany, Construction Industry, Expectations With Respect to Construction Activity in the Next 3 Months, Total Construction Industry, Business Surveys, Total	Europe	Construction	Expectations	Ifo - Institute for Economic Research, University of Munich	Monthly	1	level;diff_level	1
IFO, Germany, Construction Industry, Expectations With Respect to Employees Altogether in the Next 3 to 4 Months, Total Construction Industry, Business Surveys, Total	Europe	Construction	Expectations	Ifo - Institute for Economic Research, University of Munich	Monthly	1	level;diff_level	1

IFO, Germany, Construction Industry, Expectations With Regard to Number of Employees in the Next 3 to 4 Months, Total Construction Industry, Business Surveys, Total	Europe	Construction	Expectations	Ifo - Institute for Economic Research, University of Munich	Monthly	1	level,diff_level	1
Brazilian Consumer Survey, Purchase of Durables Expectations	Western Hemisphere	Economy	Expectations	FGV	Monthly	1	level,diff_level	1
Estonia, Consumer Surveys, Price Trends, Last 12 Months	Europe	Economy	Present Situation	Estonian Institute of Economic Research	Monthly	1	level,diff_level	1
China, Consumer Surveys, Consumer Confidence, Consumer Confidence Index, Index	Asia & Pacific & Africa	Economy	Confidence	National Bureau of Statistics of China	Monthly	1	level,diff_level	3
IFO, Germany, Construction Industry, Expectations With Regard to Number of Industrial Employees in Next 3 to 4 Month, Total Construction Industry, Business Surveys, Total	Europe	Construction	Expectations	Ifo - Institute for Economic Research, University of Munich	Monthly	1	level,diff_level	1
IFO, Germany, Construction Industry, Assessment of Orders On Hand, Total Construction Industry, Business Surveys, Total	Europe	Construction	Present Situation	Ifo - Institute for Economic Research, University of Munich	Monthly	1	level,diff_level	1
IFO, Germany, Construction Industry, Assessment of the Business Situation, Public Building Construction, Business Surveys, Total	Europe	Construction	Present Situation	Ifo - Institute for Economic Research, University of Munich	Monthly	1	level,diff_level	1
Spain, Business Surveys, Industry Sector, Total, Production	Europe	Industry	Present Situation	Ministry of Industry, Tourism and Trade, Spain	Monthly	1	level,diff_level	2
Latvia, Business Surveys, Retail Sector, Retail Trade Confidence Indicator	Europe	Retail & Wholesale Trade	Confidence	Central Statistical Bureau, Latvia	Monthly	1	level,diff_level	1
Thailand, Business Sentiments - Expected	Asia & Pacific & Africa	Economy	Expectations	Bank of Thailand	Monthly	1	level,diff_level	1
Thailand, Business Surveys, Business Sentiment, Employment	Asia & Pacific & Africa	Economy	Present Situation	Bank of Thailand	Monthly	1	level,diff_level	1
Thailand, Business Surveys, Business Sentiment, Investment	Asia & Pacific & Africa	Economy	Confidence	Bank of Thailand	Monthly	1	level,diff_level	1
Thailand, Business Surveys, Business Sentiment, Performance	Asia & Pacific & Africa	Economy	Confidence	Bank of Thailand	Monthly	1	level,diff_level	1
Thailand, Business Surveys, Business Sentiment, Production	Asia & Pacific & Africa	Economy	Confidence	Bank of Thailand	Monthly	1	level,diff_level	1
Brazilian Manufacturing Survey, Manufacturing Confidence Index	Western Hemisphere	Industry	Confidence	FGV	Monthly	1	level,diff_level	1
Latvia, Business Surveys, Service Sector, Services Confidence Indicator	Europe	Services	Confidence	Central Statistical Bureau, Latvia	Monthly	1	level,diff_level	1
IFO, Germany, Construction Industry, Construction Activity Compared to the Average of the Last 3 Month, Public Building Construction, Business Surveys, Total	Europe	Construction	Present Situation	Ifo - Institute for Economic Research, University of Munich	Monthly	1	level,diff_level	1
IFO, Germany, Construction Industry, Expectations With Respect to Construction Activity in the Next 3 Months, Public Building Construction, Business Surveys, Total	Europe	Construction	Expectations	Ifo - Institute for Economic Research, University of Munich	Monthly	1	level,diff_level	1
IFO, Germany, Construction Industry, Assessment of Orders On Hand, Public Building Construction, Business Surveys, Total	Europe	Construction	Present Situation	Ifo - Institute for Economic Research, University of Munich	Monthly	1	level,diff_level	1
IFO, Germany, Construction Industry, Orders On Hand Compared to the Previous Month, Public Building Construction, Business Surveys, Total	Europe	Construction	Present Situation	Ifo - Institute for Economic Research, University of Munich	Monthly	1	level,diff_level	1
IFO, Germany, Construction Industry, Range of Orders On Hand (Months), Public Building Construction, Business Surveys, Total	Europe	Construction	Present Situation	Ifo - Institute for Economic Research, University of Munich	Monthly	0	level,diff_level	1
IFO, Germany, Construction Industry, Range of Orders On Hand (Months), Total Construction Industry, Business Surveys, Total	Europe	Construction	Present Situation	Ifo - Institute for Economic Research, University of Munich	Monthly	1	level,diff_level	1
IFO, Germany, Construction Industry, Business Climate, Road Construction, Business Surveys, Total	Europe	Construction	Confidence	Ifo - Institute for Economic Research, University of Munich	Monthly	1	level,diff_level	1
IFO, Germany, Construction Industry, Expectations With Respect to Business Developments in the Next 6 Months, Road Construction, Business Surveys, Total	Europe	Construction	Expectations	Ifo - Institute for Economic Research, University of Munich	Monthly	1	level,diff_level	1
IFO, Germany, Construction Industry, Assessment of the Business Situation, Road Construction, Business Surveys, Total	Europe	Construction	Present Situation	Ifo - Institute for Economic Research, University of Munich	Monthly	1	level,diff_level	1
IFO, Germany, Construction Industry, Construction Activity Compared to the Average of the Last 3 Month, Road Construction, Business Surveys, Total	Europe	Construction	Present Situation	Ifo - Institute for Economic Research, University of Munich	Monthly	1	level,diff_level	1
IFO, Germany, Construction Industry, Expectations With Respect to Construction Activity in the Next 3 Months, Road Construction, Business Surveys, Total	Europe	Construction	Expectations	Ifo - Institute for Economic Research, University of Munich	Monthly	1	level,diff_level	1
IFO, Germany, Construction Industry, Assessment of Orders On Hand, Road Construction, Business Surveys, Total	Europe	Construction	Present Situation	Ifo - Institute for Economic Research, University of Munich	Monthly	1	level,diff_level	1
IFO, Germany, Construction Industry, Orders On Hand Compared to the Previous Month, Road Construction, Business Surveys, Total	Europe	Construction	Present Situation	Ifo - Institute for Economic Research, University of Munich	Monthly	1	level,diff_level	1
Slovak Republic, Business Surveys, Service Sector, Business Situation	Europe	Services	Present Situation	Statistical Office of the Slovak Republic	Monthly	1	level,diff_level	1
Slovak Republic, Business Surveys, Service Sector, Demand Expectations	Europe	Services	Expectations	FGV	Monthly	1	level,diff_level	1
Brazilian Manufacturing Survey, Demand Expectations	Western Hemisphere	Industry	Expectations	FGV	Monthly	1	level,diff_level	1
Brazilian Manufacturing Survey, Business Situation Expectations	Western Hemisphere	Industry	Expectations	FGV	Monthly	1	level,diff_level	1

Spain, Business Forecast For the Next Six Months	Europe	Economy	Expectations	Ministry of the Economy and Finance, Spain	Monthly	1	level,diff_level	1
Poland, Consumer Surveys, Leading Consumer Confidence Indicator (WWUK)	Europe	Economy	Confidence	Central Statistical Office, Poland	Monthly	1	level,diff_level	1
Denmark, Business Surveys, Construction Sector, Limits to Production, Shortage of Manpower, Building, Total	Europe	Construction	Present Situation	Statistics Denmark - statbank.dk	Monthly	1	level,diff_level	1
Business Cycle Indicators, United States, Coincident Index, Change From Previous Month	Western Hemisphere	Economy	Present Situation	The Conference Board	Monthly	1	level,diff_level	3
Turkey, Business Surveys, Real Sector, Total Amount of Orders (Current Situation), Index	Asia & Pacific & Africa	Economy	Present Situation	Central Bank of the Republic of Turkey	Monthly	1	level,diff_level	1
Slovak Republic, Business Surveys, Service Sector, Limiting Factors : Financial Constraints	Europe	Services	Present Situation	Statistical Office of the Slovak Republic	Monthly	1	level,diff_level	1
Slovak Republic, Business Surveys, Service Sector, Limiting Factors : None	Europe	Services	Present Situation	Statistical Office of the Slovak Republic	Monthly	1	level,diff_level	1
Slovak Republic, Business Surveys, Service Sector, Limiting Factors : Other	Europe	Services	Present Situation	Statistical Office of the Slovak Republic	Monthly	1	level,diff_level	1
Australia, Dandamp;B Business Expectations - Profits - Australia, Index	Asia & Pacific & Africa	Economy	Expectations	Dun & Bradstreet	Monthly	1	level,diff_level	8
Australia, Business Surveys, NAB, Employment, Total	Asia & Pacific & Africa	Economy	Present Situation	National Australia Bank	Monthly	1	level,diff_level	2
Sweden, Construction Industry, Order Books, Expectations	Europe	Construction	Expectations	NIER - National Institute of Economic Research, Sweden	Monthly	1	level,diff_level	1
Poland, Business Surveys, Retail Sector, Forecast, Sale	Europe	Retail & Wholesale Trade	Expectations	Central Statistical Office, Poland	Monthly	1	level,diff_level	1
Japan, Leading Index, Consumer Confidence, Index	Asia & Pacific & Africa	Economy	Confidence	Cabinet Office, Japan	Monthly	1	level,diff_level	3
Turkey, Business Surveys, Real Sector, Amount of Stocks of Finished Goods (Current Situation), Index	Asia & Pacific & Africa	Economy	Present Situation	Central Bank of the Republic of Turkey	Monthly	-1	level,diff_level	1
Turkey, Business Surveys, Real Sector, General Business Situation, Index	Asia & Pacific & Africa	Economy	Confidence	Central Bank of the Republic of Turkey	Monthly	1	level,diff_level	1
Turkey, Business Surveys, Real Sector, Volume of Output (Next 3 Months), Index	Asia & Pacific & Africa	Economy	Expectations	Central Bank of the Republic of Turkey	Monthly	1	level,diff_level	1
Spain, Business Surveys, Service Sector, Confidence Indicator Retail Sales, Spain	Europe	Services	Confidence	Ministry of the Economy and Finance, Spain	Monthly	1	level,diff_level	2
Poland, Business Surveys, Financial Sector, Forecast, Demand	Europe	Services	Expectations	Central Statistical Office, Poland	Monthly	1	level,diff_level	1
Spain, Business Surveys, Service Sector, Level of Stocks	Europe	Services	Present Situation	Ministry of the Economy and Finance, Spain	Monthly	0	level,diff_level	2
China, Consumer Surveys, Consumer Confidence, Future Price Expectation	Asia & Pacific & Africa	Economy	Expectations	The People's Bank of China	Quarterly	1	level,diff_level	3
New Zealand, Business Surveys, Manufacturing Sector, Employment, Index	Asia & Pacific & Africa	Industry	Present Situation	Australia and New Zealand Banking Group	Monthly	1	level,diff_level	1
United Kingdom, Business Surveys, Bank of England Agents Summary of Business Conditions, Investment Intentions ; Services	Europe	Services	Expectations	Bank of England	Monthly	1	level,diff_level	5
United Kingdom, Business Surveys, Bank of England Agents Summary of Business Conditions, Employment Intentions ; Total Services	Europe	Services	Expectations	Bank of England	Monthly	1	level,diff_level	5
New Zealand, Business Surveys, Retail Sector, Employment, Index	Asia & Pacific & Africa	Retail & Wholesale Trade	Expectations	Australia and New Zealand Banking Group	Monthly	1	level,diff_level	1
New Zealand, Business Surveys, Retail Sector, Price of Goods / Services, Index	Asia & Pacific & Africa	Retail & Wholesale Trade	Confidence	Australia and New Zealand Banking Group	Monthly	0	level,diff_level	1
United Kingdom, Business Surveys, Bank of England Agents Summary of Business Conditions, Output ; Manufacturing Export	Europe	Industry	Present Situation	Bank of England	Monthly	1	level,diff_level	2
United Kingdom, Business Surveys, Bank of England Agents Summary of Business Conditions, Turnover ; Total Business Services	Europe	Services	Present Situation	Bank of England	Monthly	1	level,diff_level	5
United Kingdom, Business Surveys, Bank of England Agents Summary of Business Conditions, Turnover ; Retail Sales	Europe	Retail & Wholesale Trade	Present Situation	Bank of England	Monthly	1	level,diff_level	2
South Korea, Business Surveys, Bank of Korea, Economic Sentiment Index	Asia & Pacific & Africa	Economy	Confidence	The Bank of Korea	Monthly	1	level,diff_level	1
Sweden, Manufacturing Industry, Volume of Production, Outcome	Europe	Industry	Present Situation	NIER - National Institute of Economic Research, Sweden	Monthly	1	level,diff_level	1
Portugal, Business Surveys, Service Sector, Employment Expectations, Real Estate, Next 3 Months	Europe	Services	Expectations	INE - National Institute of Statistics, Portugal	Monthly	1	level,diff_level	2
New Zealand, Business NZ PSI : Services - Sales, Index	Asia & Pacific & Africa	Services	Confidence	Business New Zealand/Market Economics	Monthly	1	level,diff_level	2
Italy, Business Surveys, Manufacturing Sector, Total Demand, Present Level	Europe	Industry	Present Situation	Istat - National Institute of Statistics, Italy	Monthly	1	level,diff_level	1
Portugal, Consumer Surveys, Consumer Confidence Index, Financial Sit of Households Over the Next 12 Months, Three Months Moving Average	Europe	Economy	Confidence	INE - National Institute of Statistics, Portugal	Monthly	1	level,diff_level	1
Portugal, Consumer Surveys, Consumer Confidence Index, General Economic Sit in Cntry Over the Next 12 Months, Three Months Moving Average	Europe	Economy	Confidence	INE - National Institute of Statistics, Portugal	Monthly	1	level,diff_level	1

Poland, Business Surveys, Construction Sector, Diagnosis, Production	Europe	Construction	Expectations		Central Statistical Office, Poland	Monthly	1	level,diff_level	1
Portugal, Consumer Surveys, Consumer Confidence Index, General Economic Situation in the Country Over the Next 12 Months	Europe	Economy	Confidence		INE - National Institute of Statistics, Portugal	Monthly	1	level,diff_level	1
Colombia, Business Surveys, Business Confidence Index : Stock Level	Western Hemisphere	Economy	Present Situation		FEDESARROLLO - Foundation for Higher Education and Development	Monthly	1	level,diff_level	2
Industry Survey, Total Manufacturing, Industrial Confidence Indicator, Cyprus, Balance	Europe	Industry	Confidence		DG ECFIN - Directorate General for Economic and Financial Affairs	Monthly	1	level,diff_level	2
Portugal, Consumer Surveys, Consumer Confidence Index, Savings Over the Next 12 Months, Three Months Moving Average	Europe	Economy	Expectations		INE - National Institute of Statistics, Portugal	Monthly	1	level,diff_level	1
Estonia, Consumer Surveys, Financial Situation of Households, Last 12 Months	Europe	Economy	Present Situation		Estonian Institute of Economic Research	Monthly	1	level,diff_level	1
Estonia, Consumer Surveys, Financial Situation of Households, Next 12 Months	Europe	Economy	Expectations		Estonian Institute of Economic Research	Monthly	1	level,diff_level	1
Italy, Business Surveys, Construction Sector, Construction of Buildings : Firms Total Employment Next 3 Months	Europe	Construction	Expectations		Istat - National Institute of Statistics, Italy	Monthly	1	level,diff_level	1
Industry Survey, Total Manufacturing, Selling Price Expectations, Hungary, Balance	Europe	Industry	Expectations		DG ECFIN - Directorate General for Economic and Financial Affairs	Monthly	0	level,diff_level	2
Spain, Business Surveys, Service Sector, Retail Sales Employment Forecast, Spain	Europe	Services	Expectations		Ministry of the Economy and Finance, Spain	Monthly	1	level,diff_level	2
Italy, Business Surveys, Construction Sector, Construction of Buildings : Assessments of Current Order Books - Balance	Europe	Construction	Present Situation		Istat - National Institute of Statistics, Italy	Monthly	1	level,diff_level	1
Italy, Business Surveys, Construction Sector, Specialised Construction Activities - Firm's Total Employment Next 3 Months	Europe	Construction	Expectations		Istat - National Institute of Statistics, Italy	Monthly	1	level,diff_level	1
Italy, Business Surveys, Construction Sector, Specialised Construction Activities : Assessments of Current Order Books	Europe	Construction	Present Situation		Istat - National Institute of Statistics, Italy	Monthly	1	level,diff_level	1
Slovak Republic, Business Surveys, Construction Sector, Building Activity Compared to Previous Month	Europe	Construction	Present Situation		Statistical Office of the Slovak Republic	Monthly	-1	level,diff_level	1
Slovak Republic, Business Surveys, Construction Sector, Duration of Assured Production	Europe	Construction	Present Situation		Statistical Office of the Slovak Republic	Monthly	-1	level,diff_level	1
IFO, Germany, Construction Industry, Range of Orders On Hand (Months), Road Construction, Business Surveys, Total	Europe	Construction	Present Situation		Ifo - Institute for Economic Research, University of Munich	Monthly	1	diff_log	1
Slovak Republic, Business Surveys, Construction Sector, Employment Expectations	Europe	Construction	Expectations		Statistical Office of the Slovak Republic	Monthly	1	level,diff_level	1
Slovak Republic, Business Surveys, Construction Sector, Limiting Factors : Financial Constraints	Europe	Construction	Present Situation		Statistical Office of the Slovak Republic	Monthly	1	level,diff_level	1
Slovak Republic, Business Surveys, Construction Sector, Limiting Factors : None	Europe	Construction	Present Situation		Statistical Office of the Slovak Republic	Monthly	1	level,diff_level	1
Slovak Republic, Business Surveys, Construction Sector, Limiting Factors : Other	Europe	Construction	Present Situation		Statistical Office of the Slovak Republic	Monthly	-1	level,diff_level	1
Slovak Republic, Business Surveys, Construction Sector, Limiting Factors : Weather Conditions	Europe	Construction	Present Situation		Statistical Office of the Slovak Republic	Monthly	0	level,diff_level	1
Slovak Republic, Business Surveys, Construction Sector, Order Books	Europe	Construction	Present Situation		Statistical Office of the Slovak Republic	Monthly	-1	level,diff_level	1
Slovak Republic, Business Surveys, Construction Sector, Selling Price Expectation	Europe	Construction	Expectations		Statistical Office of the Slovak Republic	Monthly	-1	level,diff_level	1
Italy, Business Surveys, Construction Sector, Specialised Construction Activities, Confidence Index, Index, 2010 = 100	Europe	Construction	Confidence		Istat - National Institute of Statistics, Italy	Monthly	1	level,diff_level	1
Estonia, Business Surveys, Business Confidence, Industrial	Europe	Industry	Confidence		Estonian Institute of Economic Research	Monthly	1	level,diff_level	1
Italy, Business Surveys, Construction Sector, Civil Engineering, Confidence Index, Index, 2010 = 100	Europe	Construction	Confidence		Istat - National Institute of Statistics, Italy	Monthly	1	level,diff_level	1
Italy, CSC Survey : Industry Production Expectations- Difference in Days FR Last YR (Working Day Adjusted)	Europe	Industry	Expectations		Confindustria, Italy	Monthly	0	level,diff_level	2
Italy, Business Surveys, Construction Sector, Construction of Buildings, Confidence Index, Index, 2010 = 100	Europe	Construction	Confidence		Istat - National Institute of Statistics, Italy	Monthly	1	level,diff_level	1
Latvia, Business Surveys, Construction Sector, Construction Confidence Indicator	Europe	Construction	Confidence		Central Statistical Bureau, Latvia	Monthly	1	level,diff_level	1
Spain, Business Surveys, Construction Sector, Confidence Indicator	Europe	Construction	Confidence		Ministry of Industry, Tourism and Trade, Spain	Monthly	1	level,diff_level	2
Poland, Business Surveys, Construction Sector, Business Climate Index	Europe	Construction	Confidence		Central Statistical Office, Poland	Monthly	1	level,diff_level	1
Poland, Business Surveys, Construction Sector, Diagnosis, Domestic Orders	Europe	Construction	Present Situation		Central Statistical Office, Poland	Monthly	1	level,diff_level	1

Poland, Business Surveys, Construction Sector, Forecast, Domestic Orders	Europe	Construction	Expectations	Central Statistical Office, Poland	Monthly	1	level;diff_level	1
Poland, Business Surveys, Construction Sector, Forecast, Employment	Europe	Construction	Expectations	Central Statistical Office, Poland	Monthly	1	level;diff_level	1
Poland, Business Surveys, Construction Sector, Diagnosis, Financial Situation	Europe	Construction	Present Situation	Central Statistical Office, Poland	Monthly	1	level;diff_level	1
Poland, Business Surveys, Construction Sector, Forecast, Financial Situation	Europe	Construction	Expectations	Central Statistical Office, Poland	Monthly	1	level;diff_level	1
Poland, Business Surveys, Construction Sector, Diagnosis, General Economic Situation	Europe	Construction	Present Situation	Central Statistical Office, Poland	Monthly	1	level;diff_level	1
Slovak Republic, Business Surveys, Retail Sector, Business Activity	Europe	Retail & Wholesale Trade	Confidence	Statistical Office of the Slovak Republic	Monthly	1	level;diff_level	1
Poland, Business Surveys, Construction Sector, Forecast, General Economic Situation	Europe	Construction	Expectations	Central Statistical Office, Poland	Monthly	1	level;diff_level	1
Poland, Business Surveys, Construction Sector, Forecast, Production	Europe	Construction	Expectations	Central Statistical Office, Poland	Monthly	1	level;diff_level	1
Denmark, Business Surveys, Construction Sector, Business Cycle Indicator	Europe	Construction	Confidence	Statistics Denmark - statbank.dk	Monthly	1	level;diff_level	1
Denmark, Business Surveys, Construction Sector, Current Employment, Total	Europe	Construction	Present Situation	Statistics Denmark - statbank.dk	Monthly	1	level;diff_level	1
Denmark, Business Surveys, Construction Sector, Current Sales, Total	Europe	Construction	Present Situation	Statistics Denmark - statbank.dk	Monthly	1	level;diff_level	1
Denmark, Business Surveys, Construction Sector, Expected Employment, Total	Europe	Construction	Expectations	Statistics Denmark - statbank.dk	Monthly	1	level;diff_level	1
Denmark, Business Surveys, Construction Sector, Expected Sales, Total	Europe	Construction	Expectations	Statistics Denmark - statbank.dk	Monthly	1	level;diff_level	1
Sweden, Business Surveys, Purchasing Managers Index, Services Sector, Total	Europe	Construction Services	Confidence	Statistics Denmark - statbank.dk Svebank and Sif	Monthly	1	level;diff_level	2
Denmark, Business Surveys, Construction Sector, Unfilled Orders Held, Construction Industry	Europe	Construction	Present Situation	Statistics Denmark - statbank.dk	Monthly	1	level;diff_level	1
Denmark, Business Surveys, Construction Sector, Expected Employment, Building	Europe	Construction	Expectations	Statistics Denmark - statbank.dk	Monthly	1	level;diff_level	1
Denmark, Business Surveys, Construction Sector, Expected Employment, Civil Engineering	Europe	Construction	Expectations	Statistics Denmark - statbank.dk	Monthly	1	level;diff_level	1
Denmark, Business Surveys, Construction Sector, Limits to Production, Shortage of Manpower, Total	Europe	Construction	Present Situation	Statistics Denmark - statbank.dk	Monthly	1	level;diff_level	1
Denmark, Business Surveys, Construction Sector, Limits to Production, Shortage of Material	Europe	Construction	Present Situation	Statistics Denmark - statbank.dk	Monthly	0	level;diff_level	1
Italy, Business Surveys, Construction Sector, Civil Engineering : Assessments of Current Order Books - Balance	Europe	Construction	Present Situation	Istat - National Institute of Statistics, Italy	Monthly	1	level;diff_level	1
Australia, Dandamp;B Business Expectations - Employment - Australia, Index	Asia & Pacific & Africa	Economy	Expectations	Dun & Bradstreet	Monthly	1	level;diff_level	8
China, Confidence Indicators, Composite Indicators, Organisation for Economic Co-Operation and Development Indicator, Consumer Confidence Indicator, AS	Asia & Pacific & Africa	Economy	Confidence	Main Economic Indicators,copyright OECD	Monthly	1	level;diff_level	4
Turkey, Consumer Surveys, Consumer Confidence Index, Volume, Index	Asia & Pacific & Africa	Economy	Confidence	TurkStat - Turkish Statistical Institute	Monthly	1	level;diff_level	2
China, Leading Index, Consumer Expectation Index, Index, 2010 = 100	Asia & Pacific & Africa	Economy	Expectations	The Conference Board	Monthly	1	diff_log	2
China, Consumer Surveys, Consumer Confidence, Consumer Expectation Index, Index	Asia & Pacific & Africa	Economy	Expectations	National Bureau of Statistics of China	Monthly	1	diff_log	3
China, Consumer Surveys, Consumer Confidence, Consumer Satisfaction Index, Index	Asia & Pacific & Africa	Economy	Confidence	National Bureau of Statistics of China	Monthly	1	level;diff_level	3
Portugal, Consumer Surveys, Consumer Confidence Index, Savings Over the Next 12 Months	Europe	Economy	Expectations	INE - National Institute of Statistics, Portugal	Monthly	1	level;diff_level	1
Portugal, Consumer Surveys, Consumer Confidence Index, Unemployed Over the Next 12 Months	Europe	Economy	Expectations	INE - National Institute of Statistics, Portugal	Monthly	1	level;diff_level	1
Portugal, Consumer Surveys, Consumer Confidence Index, Unemployment Over the Next 12 Months, Three Months Moving Average	Europe	Economy	Confidence	INE - National Institute of Statistics, Portugal	Monthly	-1	level;diff_level	1
Portugal, Consumer Surveys, Consumer Confidence Index	Europe	Economy	Confidence	INE - National Institute of Statistics, Portugal	Monthly	1	level;diff_level	1
Portugal, Consumer Surveys, Consumer Confidence Index, Expectations Over the Next 12 Months	Europe	Economy	Expectations	INE - National Institute of Statistics, Portugal	Monthly	1	level;diff_level	1
Estonia, Consumer Surveys, General Economic Situation, Last 12 Months	Europe	Economy	Present Situation	Estonian Institute of Economic Research	Monthly	1	level;diff_level	1
Estonia, Consumer Surveys, General Economic Situation, Next 12 Months	Europe	Economy	Expectations	Estonian Institute of Economic Research	Monthly	1	level;diff_level	1

Estonia, Consumer Surveys, Savings, Present Situation	Europe	Economy	Present Situation	Estonian Institute of Economic Research	Monthly	0	level,diff_level	1
China, Economic Situation, Future Tendency, Consumers - Expected Economic Situation, SA	Asia & Pacific & Africa	Economy	Expectations	Main Economic Indicators,copyright OECD	Monthly	1	level,diff_level	4
France, Business Surveys, Corporate Cash, Credit Margin Evolution	Europe	Economy	Present Situation	AfTE/Coe-Rexecode, France	Monthly	-1	level,diff_level	1
France, Business Surveys, Corporate Cash, Funding Research	Europe	Economy	Present Situation	AfTE/Coe-Rexecode, France	Monthly	1	level,diff_level	1
France, Business Surveys, Corporate Cash, Payment Delays Evolution	Europe	Economy	Present Situation	AfTE/Coe-Rexecode, France	Monthly	-1	level,diff_level	1
France, Business Surveys, Corporate Cash, Situation of Operating Cash Tendency	Europe	Economy	Present Situation	AfTE/Coe-Rexecode, France	Monthly	1	level,diff_level	1
France, Business Surveys, Corporate Cash, Situation of Operating Cash	Europe	Economy	Present Situation	AfTE/Coe-Rexecode, France	Monthly	1	level,diff_level	1
France, Business Surveys, Corporate Cash, Tendency of Cash Evolution	Europe	Economy	Present Situation	AfTE/Coe-Rexecode, France	Monthly	1	level,diff_level	1
France, Business Surveys, Corporate Cash, Tendency of Payment Delays Evolution	Europe	Economy	Present Situation	AfTE/Coe-Rexecode, France	Monthly	-1	level,diff_level	1
Australia, Dandamp;B Business Expectations - Sales - Australia, Index	Asia & Pacific & Africa	Economy	Expectations	Dun & Bradstreet	Monthly	1	level,diff_level	8
United States, Business Surveys, Dallas Federal, Future Average Workweek, Index	Western Hemisphere	Economy	Expectations	Federal Reserve Bank of Dallas	Monthly	1	level,diff_level	1
United States, Business Surveys, Dallas Federal, Production, Index	Western Hemisphere	Economy	Present Situation	Federal Reserve Bank of Dallas	Monthly	1	level,diff_level	1
United States, Business Surveys, Dallas Federal, Future General Business Activity, Index	Western Hemisphere	Economy	Expectations	Federal Reserve Bank of Dallas	Monthly	1	level,diff_level	1
Slovak Republic, Business Surveys, Industry Sector, Selling Price Expectation	Europe	Industry	Expectations	Statistical Office of the Slovak Republic	Monthly	1	level,diff_level	1
United States, Business Surveys, Dallas Federal, Future Capacity Utilization, Index	Western Hemisphere	Economy	Expectations	Federal Reserve Bank of Dallas	Monthly	1	level,diff_level	1
United States, Business Surveys, Dallas Federal, Future Capital Expenditures, Index	Western Hemisphere	Economy	Expectations	Federal Reserve Bank of Dallas	Monthly	1	level,diff_level	1
United States, Business Surveys, Dallas Federal, Future Company Outlook, Index	Western Hemisphere	Economy	Expectations	Federal Reserve Bank of Dallas	Monthly	1	level,diff_level	1
United States, Business Surveys, Dallas Federal, Future Delivery Time, Index	Western Hemisphere	Economy	Expectations	Federal Reserve Bank of Dallas	Monthly	1	level,diff_level	1
United States, Business Surveys, Dallas Federal, Future Finished Goods Inventories, Index	Western Hemisphere	Economy	Expectations	Federal Reserve Bank of Dallas	Monthly	1	level,diff_level	1
United States, Business Surveys, Dallas Federal, Future Volume of New Orders, Index	Western Hemisphere	Economy	Expectations	Federal Reserve Bank of Dallas	Monthly	1	level,diff_level	1
United States, Business Surveys, Dallas Federal, Future Number of Employees, Index	Western Hemisphere	Economy	Expectations	Federal Reserve Bank of Dallas	Monthly	1	level,diff_level	1
United States, Business Surveys, Dallas Federal, Future Production, Index	Western Hemisphere	Economy	Expectations	Federal Reserve Bank of Dallas	Monthly	1	level,diff_level	1
United States, Business Surveys, Dallas Federal, Future Volume of Shipments, Index	Western Hemisphere	Economy	Expectations	Federal Reserve Bank of Dallas	Monthly	1	level,diff_level	1
United States, Business Surveys, Dallas Federal, Future Unfilled Orders, Index	Western Hemisphere	Economy	Expectations	Federal Reserve Bank of Dallas	Monthly	1	level,diff_level	1
United States, Business Surveys, Dallas Federal, Future Wages and Benefits, Index	Western Hemisphere	Economy	Expectations	Federal Reserve Bank of Dallas	Monthly	1	level,diff_level	1
United States, Business Surveys, Dallas Federal, Future Growth Rate of Orders, Index	Western Hemisphere	Economy	Expectations	Federal Reserve Bank of Dallas	Monthly	1	level,diff_level	1
United States, Business Surveys, Dallas Federal, Average Workweek, Index	Western Hemisphere	Economy	Present Situation	Federal Reserve Bank of Dallas	Monthly	1	level,diff_level	1
United States, Business Surveys, Dallas Federal, General Business Activity, Index	Western Hemisphere	Economy	Confidence	Federal Reserve Bank of Dallas	Monthly	1	level,diff_level	1
United States, Business Surveys, Dallas Federal, Capacity Utilization, Index	Western Hemisphere	Economy	Present Situation	Federal Reserve Bank of Dallas	Monthly	1	level,diff_level	1
United States, Business Surveys, Dallas Federal, Capital Expenditures, Index	Western Hemisphere	Economy	Present Situation	Federal Reserve Bank of Dallas	Monthly	1	level,diff_level	1
United States, Business Surveys, Dallas Federal, Company Outlook, Index	Western Hemisphere	Economy	Present Situation	Federal Reserve Bank of Dallas	Monthly	1	level,diff_level	1
United States, Business Surveys, Dallas Federal, Delivery Time, Index	Western Hemisphere	Economy	Present Situation	Federal Reserve Bank of Dallas	Monthly	1	level,diff_level	1
United States, Business Surveys, Dallas Federal, Finished Goods Inventories, Index	Western Hemisphere	Economy	Present Situation	Federal Reserve Bank of Dallas	Monthly	1	level,diff_level	1
United States, Business Surveys, Dallas Federal, Growth Rate of Orders, Index	Western Hemisphere	Economy	Present Situation	Federal Reserve Bank of Dallas	Monthly	1	level,diff_level	1

United States, Business Surveys, Dallas Federal, Number of Employees, Index	Western Hemisphere	Economy	Present Situation	Federal Reserve Bank of Dallas	Monthly	1	level,diff_level	1
United States, Business Surveys, Dallas Federal, Volume of Shipments, Index	Western Hemisphere	Economy	Present Situation	Federal Reserve Bank of Dallas	Monthly	1	level,diff_level	1
United States, Business Surveys, Dallas Federal, Unfilled Orders, Index	Western Hemisphere	Economy	Present Situation	Federal Reserve Bank of Dallas	Monthly	1	level,diff_level	1
United States, Business Surveys, Dallas Federal, Wages and Benefits, Index	Western Hemisphere	Economy	Present Situation	Federal Reserve Bank of Dallas	Monthly	1	level,diff_level	1
United States, Federal Reserve Bank Kansas City Manufacture Condition Survey, Present - Shipments	Western Hemisphere	Industry	Present Situation	Federal Reserve, United States	Monthly	1	level,diff_level	1
United States, Federal Reserve Bank Kansas City Manufacture Condition Survey, Present - Supplier Delivery Time	Western Hemisphere	Industry	Present Situation	Federal Reserve, United States	Monthly	1	level,diff_level	1
United States, Federal Reserve Bank Kansas City Manufacture Condition Survey, YOY - Average Employment Workweek	Western Hemisphere	Industry	Present Situation	Federal Reserve, United States	Monthly	1	level,diff_level	1
United States, Federal Reserve Bank Kansas City Manufacture Condition Survey, YOY - Backlog of Orders	Western Hemisphere	Industry	Present Situation	Federal Reserve, United States	Monthly	1	level,diff_level	1
United States, Federal Reserve Bank Kansas City Manufacture Condition Survey, YOY - Capital Expenditures	Western Hemisphere	Industry	Present Situation	Federal Reserve, United States	Monthly	1	level,diff_level	1
Peru, Business Surveys, Expectations, Demand Expectations - Next 3 Months, Index	Western Hemisphere	Economy	Expectations	Central Reserve Bank of Peru	Monthly	1	level,diff_level	2
Japan, Business Surveys, Economy Watcher Survey, Current Conditions, by Sector, Manufacturing Firm Operator, Employee, Index	Asia & Pacific & Africa	Industry	Present Situation	Cabinet Office, Japan	Monthly	1	level,diff_level	2
Japan, Business Surveys, Economy Watcher Survey, Future Conditions, by Sector, Manufacturing Firm Operator, Employee, Index	Asia & Pacific & Africa	Industry	Expectations	Cabinet Office, Japan	Monthly	1	level,diff_level	2
Ireland, Consumer Surveys, Current Economic Conditions Index, Index, 1995Q4 = 100	Europe	Economy	Present Situation	KBC Bank Ireland/ESRI	Monthly	1	level,diff_level	2
Japan, Business Surveys, Economy Watcher Survey, Future Conditions, by Sector, Corporate Activity-Related Sector Total, Index	Asia & Pacific & Africa	Economy	Expectations	Cabinet Office, Japan	Monthly	1	level,diff_level	2
Japan, Business Surveys, Economy Watcher Survey, Current Conditions, by Sector, Employment Related Sector, Index	Asia & Pacific & Africa	Economy	Present Situation	Cabinet Office, Japan	Monthly	1	level,diff_level	2
Japan, Business Surveys, Economy Watcher Survey, Future Conditions, by Sector, Employment Related Sector, Index	Asia & Pacific & Africa	Economy	Expectations	Cabinet Office, Japan	Monthly	1	level,diff_level	2
Japan, Business Surveys, Economy Watcher Survey, Current Conditions, Total, Overall	Asia & Pacific & Africa	Economy	Present Situation	Cabinet Office, Japan	Monthly	1	level,diff_level	2
Japan, Business Surveys, Economy Watcher Survey, Future Conditions, Total, Overall	Asia & Pacific & Africa	Economy	Expectations	Cabinet Office, Japan	Monthly	1	level,diff_level	2
Peru, Business Surveys, Expectations, Economic Expectations - Next 3 Months, Index	Western Hemisphere	Economy	Expectations	Central Reserve Bank of Peru	Monthly	1	level,diff_level	2
Peru, Business Surveys, Expectations, Economic Sector Expectations - Next 3 Months, Index	Western Hemisphere	Economy	Expectations	Central Reserve Bank of Peru	Monthly	1	level,diff_level	2
Slovenia, Economic Sentiment, Sentiment Indicator	Europe	Economy	Confidence	Statistical Office of the Republic of Slovenia	Monthly	1	level,diff_level	1
United States, Business Surveys, New York Federal, General Business Condition, Index	Western Hemisphere	Economy	Confidence	Federal Reserve Bank of New York	Monthly	1	level,diff_level	1
United States, Business Surveys, New York Federal, Future Shipments, Index	Western Hemisphere	Economy	Expectations	Federal Reserve Bank of New York	Monthly	1	level,diff_level	1
United States, Business Surveys, New York Federal, Average Workweek, Index	Western Hemisphere	Economy	Present Situation	Federal Reserve Bank of New York	Monthly	1	level,diff_level	1
United States, Business Surveys, New York Federal, Delivery Time, Index	Western Hemisphere	Economy	Present Situation	Federal Reserve Bank of New York	Monthly	1	level,diff_level	1
United States, Business Surveys, New York Federal, Employment, Index	Western Hemisphere	Economy	Present Situation	Federal Reserve Bank of New York	Monthly	1	level,diff_level	1
United States, Federal Reserve Bank Kansas City Manufacture Condition Survey, Present - Volume of New Orders	Western Hemisphere	Industry	Present Situation	Federal Reserve, United States	Monthly	1	level,diff_level	1
United States, Business Surveys, New York Federal, Inventories, Index	Western Hemisphere	Economy	Present Situation	Federal Reserve Bank of New York	Monthly	1	level,diff_level	1
United States, Business Surveys, New York Federal, New Orders, Index	Western Hemisphere	Economy	Present Situation	Federal Reserve Bank of New York	Monthly	1	level,diff_level	1
United States, Business Surveys, New York Federal, Shipments, Index	Western Hemisphere	Economy	Present Situation	Federal Reserve Bank of New York	Monthly	1	level,diff_level	1
United States, Business Surveys, New York Federal, Unfilled Orders, Index	Western Hemisphere	Economy	Present Situation	Federal Reserve Bank of New York	Monthly	1	level,diff_level	1
United States, Business Surveys, New York Federal, Future Activity, Index	Western Hemisphere	Economy	Expectations	Federal Reserve Bank of New York	Monthly	1	level,diff_level	1
United States, Business Surveys, New York Federal, Future New Orders, Index	Western Hemisphere	Economy	Expectations	Federal Reserve Bank of New York	Monthly	1	level,diff_level	1

United States, Business Surveys, New York Federal, Future Unfilled Orders, Index	Western Hemisphere	Economy	Expectations	Federal Reserve Bank of New York	Monthly	1	level,diff_level	1
Spain, Employment : Construction Sector - Trend	Europe	Construction	Present Situation	Ministry of the Economy and Finance, Spain	Monthly	1	level,diff_level	2
Ireland, Consumer Surveys, Consumers Expectations Index, Index, 1995Q4 = 100	Europe	Economy	Expectations	KBC Bank Ireland/ESRI	Monthly	1	level,diff_level	2
Ireland, Consumer Surveys, Consumer Sentiment Index, Index, 1995Q4 = 100	Europe	Economy	Confidence	KBC Bank Ireland/ESRI	Monthly	1	level,diff_level	2
United States, Consumer Surveys, National, Housing Affordability Index, Interest Rate	Western Hemisphere	Economy	Present Situation	NAR - National Association of Realtors, United States	Monthly	0	diff_log	3
Indonesia, Consumer Surveys, Business Conditions, 6 Months Hence, Index	Asia & Pacific & Africa	Economy	Expectations	Bank Indonesia	Monthly	1	level,diff_level	2
France, Fathom Economic Sentiment Indicator (ESI)	Europe	Economy	Confidence	Fathom Financial Consulting Limited	Monthly	1	level,diff_level	2
Germany, Fathom Economic Sentiment Indicator (ESI)	Europe	Economy	Confidence	Fathom Financial Consulting Limited	Monthly	1	level,diff_level	2
Italy, Fathom Economic Sentiment Indicator (ESI)	Europe	Economy	Confidence	Fathom Financial Consulting Limited	Monthly	1	level,diff_level	2
Portugal, Fathom Economic Sentiment Indicator (ESI)	Europe	Economy	Confidence	Fathom Financial Consulting Limited	Monthly	1	level,diff_level	2
Spain, Fathom Economic Sentiment Indicator (ESI)	Europe	Economy	Confidence	Fathom Financial Consulting Limited	Monthly	1	level,diff_level	2
United Kingdom, Fathom Economic Sentiment Indicator (ESI)	Europe	Economy	Confidence	Fathom Financial Consulting Limited	Monthly	1	level,diff_level	2
United States, Fathom Economic Sentiment Indicator (ESI)	Western Hemisphere	Economy	Confidence	Fathom Financial Consulting Limited	Monthly	1	level,diff_level	2
Colombia, Business Surveys, Business Confidence Index	Western Hemisphere	Economy	Confidence	FEDESARROLLO - Foundation for Higher Education and Development	Monthly	1	level,diff_level	2
Colombia, Business Surveys, Business Confidence Index : Expectations For Next 6 Months	Western Hemisphere	Economy	Expectations	FEDESARROLLO - Foundation for Higher Education and Development	Monthly	1	level,diff_level	2
Colombia, Business Surveys, Business Confidence Index : Current Economic Situation of Company or Bus	Western Hemisphere	Economy	Present Situation	FEDESARROLLO - Foundation for Higher Education and Development	Monthly	1	level,diff_level	2
Colombia, Business Surveys, Industrial Confidence Index : Stock Level	Western Hemisphere	Industry	Present Situation	FEDESARROLLO - Foundation for Higher Education and Development	Monthly	1	level,diff_level	2
Colombia, Business Surveys, Industry Sector, Industrial Confidence Index : Production Expectations For the Next Quarter	Western Hemisphere	Industry	Expectations	FEDESARROLLO - Foundation for Higher Education and Development	Monthly	1	level,diff_level	2
Colombia, Business Surveys, Industrial Confidence Index : Current Volume of Orders	Western Hemisphere	Industry	Present Situation	FEDESARROLLO - Foundation for Higher Education and Development	Monthly	1	level,diff_level	2
Colombia, Business Surveys, Industrial Confidence Index	Western Hemisphere	Industry	Confidence	FEDESARROLLO - Foundation for Higher Education and Development	Monthly	1	level,diff_level	2
Poland, Business Surveys, Financial Sector, Forecast, Employment	Europe	Services	Expectations	Central Statistical Office, Poland	Monthly	1	level,diff_level	1
Poland, Business Surveys, Financial Sector, Diagnosis, Financial Obligations	Europe	Services	Present Situation	Central Statistical Office, Poland	Monthly	1	level,diff_level	1
Poland, Business Surveys, Financial Sector, Forecast, Financial Obligations	Europe	Services	Expectations	Central Statistical Office, Poland	Monthly	1	level,diff_level	1
Poland, Business Surveys, Financial Sector, Diagnosis, General Economic Situation	Europe	Services	Present Situation	Central Statistical Office, Poland	Monthly	1	level,diff_level	1
Poland, Business Surveys, Financial Sector, Forecast, General Economic Situation	Europe	Services	Expectations	Central Statistical Office, Poland	Monthly	1	level,diff_level	1
Poland, Business Surveys, Financial Sector, Diagnosis, Sales	Europe	Services	Present Situation	Central Statistical Office, Poland	Monthly	1	level,diff_level	1
Spain, Business Surveys, Industry Sector, Total, Stocks of Finished Products	Europe	Industry	Present Situation	Ministry of Industry, Tourism and Trade, Spain	Monthly	-1	level,diff_level	2
United States, Federal Reserve Bank Kansas City Manufacture Condition Survey, in 6 Month - Average Workweek	Western Hemisphere	Industry	Expectations	Federal Reserve, United States	Monthly	1	level,diff_level	1
United States, Federal Reserve Bank Kansas City Manufacture Condition Survey, in 6 Month - Backlog of Orders	Western Hemisphere	Industry	Present Situation	Federal Reserve, United States	Monthly	1	level,diff_level	1
United States, Federal Reserve Bank Kansas City Manufacture Condition Survey, in 6 Month - Capital Expenditures	Western Hemisphere	Industry	Expectations	Federal Reserve, United States	Monthly	1	level,diff_level	1
United States, Business Surveys, Federal Reserve Bank Kansas City Manufacture Condition Survey, in 6 Month - Composite	Western Hemisphere	Industry	Expectations	Federal Reserve, United States	Monthly	1	level,diff_level	1
United States, Federal Reserve Bank Kansas City Manufacture Condition Survey, in 6 Month - Finished Goods Inventor	Western Hemisphere	Industry	Present Situation	Federal Reserve, United States	Monthly	1	level,diff_level	1
United States, Federal Reserve Bank Kansas City Manufacture Condition Survey, in 6 Month - Materials Inventory	Western Hemisphere	Industry	Present Situation	Federal Reserve, United States	Monthly	1	level,diff_level	1
United States, Federal Reserve Bank Kansas City Manufacture Condition Survey, in 6 Month - New Orders	Western Hemisphere	Industry	Present Situation	Federal Reserve, United States	Monthly	1	level,diff_level	1
United States, Federal Reserve Bank Kansas City Manufacture Condition Survey, in 6 Month - Number of Employees	Western Hemisphere	Industry	Expectations	Federal Reserve, United States	Monthly	1	level,diff_level	1
United States, Federal Reserve Bank Kansas City Manufacture Condition Survey, in 6 Month - Production	Western Hemisphere	Industry	Expectations	Federal Reserve, United States	Monthly	1	level,diff_level	1

United States, Federal Reserve Bank Kansas City Manufacture Condition Survey, in 6 Month - Supplier Delivery Time	Western Hemisphere	Industry	Expectations		Federal Reserve, United States	Monthly	1	level/diff_level	1
United States, Federal Reserve Bank Kansas City Manufacture Condition Survey, in 6 Month - Volume of New Orders	Western Hemisphere	Industry	Present Situation		Federal Reserve, United States	Monthly	1	level/diff_level	1
United States, Federal Reserve Bank Kansas City Manufacture Condition Survey, in 6 Month - Volume of Shipments	Western Hemisphere	Industry	Expectations		Federal Reserve, United States	Monthly	1	level/diff_level	1
United States, Federal Reserve Bank Kansas City Manufacture Condition Survey, Present - Average Workweek	Western Hemisphere	Industry	Present Situation		Federal Reserve, United States	Monthly	1	level/diff_level	1
Industry Survey, Total Manufacturing, Industrial Confidence Indicator, France, Balance	Europe	Industry	Confidence	DG ECFIN - Directorate General for Economic and Financial Affairs		Monthly	1	level/diff_level	2
United States, Federal Reserve Bank Kansas City Manufacture Condition Survey, Present - Backlog of Orders	Western Hemisphere	Industry	Present Situation		Federal Reserve, United States	Monthly	1	level/diff_level	1
United States, Business Surveys, Federal Reserve Bank Kansas City Manufacture Condition Survey, Present - Composite	Western Hemisphere	Industry	Present Situation		Federal Reserve, United States	Monthly	1	level/diff_level	1
United States, Federal Reserve Bank Kansas City Manufacture Condition Survey, Present - Finished Goods Inventory	Western Hemisphere	Industry	Present Situation		Federal Reserve, United States	Monthly	0	level/diff_level	1
United States, Federal Reserve Bank Kansas City Manufacture Condition Survey, Present - Materials Inventory	Western Hemisphere	Industry	Present Situation		Federal Reserve, United States	Monthly	1	level/diff_level	1
United States, Federal Reserve Bank Kansas City Manufacture Condition Survey, Present - Number of Employees	Western Hemisphere	Industry	Present Situation		Federal Reserve, United States	Monthly	1	level/diff_level	1
United States, Federal Reserve Bank Kansas City Manufacture Condition Survey, Present - Production	Western Hemisphere	Industry	Present Situation		Federal Reserve, United States	Monthly	1	level/diff_level	1
United States, Business Surveys, Federal Reserve Bank Kansas City Manufacture Condition Survey, YOY - Composite	Western Hemisphere	Industry	Present Situation		Federal Reserve, United States	Monthly	1	level/diff_level	1
United States, Federal Reserve Bank Kansas City Manufacture Condition Survey, YOY - Inventories, Finished Goods	Western Hemisphere	Industry	Present Situation		Federal Reserve, United States	Monthly	1	level/diff_level	1
United States, Federal Reserve Bank Kansas City Manufacture Condition Survey, YOY - Inventories, Materials	Western Hemisphere	Industry	Present Situation		Federal Reserve, United States	Monthly	1	level/diff_level	1
United States, Federal Reserve Bank Kansas City Manufacture Condition Survey, YOY - New Orders For Exports	Western Hemisphere	Industry	Present Situation		Federal Reserve, United States	Monthly	1	level/diff_level	1
United States, Federal Reserve Bank Kansas City Manufacture Condition Survey, YOY - Production	Western Hemisphere	Industry	Present Situation		Federal Reserve, United States	Monthly	1	level/diff_level	1
United States, Federal Reserve Bank Kansas City Manufacture Condition Survey, YOY - Supplier Delivery Time	Western Hemisphere	Industry	Present Situation		Federal Reserve, United States	Monthly	1	level/diff_level	1
United States, Federal Reserve Bank Kansas City Manufacture Condition Survey, YOY - Volume of New Orders	Western Hemisphere	Industry	Present Situation		Federal Reserve, United States	Monthly	1	level/diff_level	1
United States, Federal Reserve Bank Kansas City Manufacture Condition Survey, YOY - Volume of Shipments	Western Hemisphere	Industry	Present Situation		Federal Reserve, United States	Monthly	1	level/diff_level	1
United States, Federal Reserve Bank Richmond Manufacture Condition Survey, in 6 Month - Average Workweek	Western Hemisphere	Industry	Expectations		Federal Reserve, United States	Monthly	1	level/diff_level	1
United States, Federal Reserve Bank Richmond Manufacture Condition Survey, in 6 Month - Backlog of Orders	Western Hemisphere	Industry	Expectations		Federal Reserve, United States	Monthly	1	level/diff_level	1
United States, Federal Reserve Bank Richmond Manufacture Condition Survey, in 6 Month - Capacity Utilization	Western Hemisphere	Industry	Expectations		Federal Reserve, United States	Monthly	1	level/diff_level	1
United States, Federal Reserve Bank Richmond Manufacture Condition Survey, in 6 Month - Capital Expenditures	Western Hemisphere	Industry	Expectations		Federal Reserve, United States	Monthly	1	level/diff_level	1
United States, Federal Reserve Bank Richmond Manufacture Condition Survey, in 6 Month - Number of Employees	Western Hemisphere	Industry	Expectations		Federal Reserve, United States	Monthly	1	level/diff_level	1
United States, Federal Reserve Bank Richmond Manufacture Condition Survey, in 6 Month - Price Paid (AR)	Western Hemisphere	Industry	Expectations		Federal Reserve, United States	Monthly	0	level/diff_level	1
United States, Federal Reserve Bank Richmond Manufacture Condition Survey, in 6 Month - Shipments	Western Hemisphere	Industry	Expectations		Federal Reserve, United States	Monthly	1	level/diff_level	1
United States, Federal Reserve Bank Richmond Manufacture Condition Survey, in 6 Month - Vendor Lead Time	Western Hemisphere	Industry	Expectations		Federal Reserve, United States	Monthly	1	level/diff_level	1
United States, Federal Reserve Bank Richmond Manufacture Condition Survey, in 6 Month - Volume of New Orders	Western Hemisphere	Industry	Expectations		Federal Reserve, United States	Monthly	1	level/diff_level	1
United States, Federal Reserve Bank Richmond Manufacture Condition Survey, in 6 Month - Wages	Western Hemisphere	Industry	Expectations		Federal Reserve, United States	Monthly	1	level/diff_level	1

United States, Federal Reserve Bank Richmond Manufacture Condition Survey, Present - Backlog of Orders	Western Hemisphere	Industry	Present Situation		Federal Reserve, United States	Monthly	1	level,diff_level	1
United States, Federal Reserve Bank Richmond Manufacture Condition Survey, Present - Finished Good Inventory Level	Western Hemisphere	Industry	Present Situation		Federal Reserve, United States	Monthly	1	level,diff_level	1
United States, Federal Reserve Bank Richmond Manufacture Condition Survey, Present - Number of Employees	Western Hemisphere	Industry	Present Situation		Federal Reserve, United States	Monthly	1	level,diff_level	1
United States, Federal Reserve Bank Richmond Manufacture Condition Survey, Present - Raw Materials Inventory Level	Western Hemisphere	Industry	Present Situation		Federal Reserve, United States	Monthly	1	level,diff_level	1
United States, Federal Reserve Bank Richmond Manufacture Condition Survey, Present - Shipments	Western Hemisphere	Industry	Present Situation		Federal Reserve, United States	Monthly	1	level,diff_level	1
United States, Federal Reserve Bank Richmond Manufacture Condition Survey, Present - Vendor Lead Time	Western Hemisphere	Industry	Present Situation		Federal Reserve, United States	Monthly	1	level,diff_level	1
United States, Federal Reserve Bank Richmond Manufacture Condition Survey, Present - Volume of New Orders	Western Hemisphere	Industry	Present Situation		Federal Reserve, United States	Monthly	1	level,diff_level	1
United States, Federal Reserve Bank Richmond Manufacture Condition Survey, Present - Wages	Western Hemisphere	Industry	Present Situation		Federal Reserve, United States	Monthly	1	level,diff_level	1
United States, Federal Reserve Bank Richmond Services Condition Survey : Current Price, Service-Sector (AR)	Western Hemisphere	Services	Present Situation		Federal Reserve, United States	Monthly	0	level,diff_level	1
United States, Federal Reserve Bank Richmond Services Condition Survey : Service-Sector, Average Wage	Western Hemisphere	Services	Present Situation		Federal Reserve, United States	Monthly	1	level,diff_level	1
United States, Federal Reserve Bank Richmond Services Condition Survey : Service-Sector, Number of Employees	Western Hemisphere	Services	Present Situation		Federal Reserve, United States	Monthly	1	level,diff_level	1
United States, Federal Reserve Bank Richmond Services Condition Survey : Service-Sector, Product Demand Next 6 Month	Western Hemisphere	Services	Expectations		Federal Reserve, United States	Monthly	1	level,diff_level	1
United States, Federal Reserve Bank Richmond Services Condition Survey : Service-Sector, Revenues	Western Hemisphere	Services	Present Situation		Federal Reserve, United States	Monthly	1	level,diff_level	1
Ifo, Germany, Service Sector, Business Surveys, Demand / Turnover Compared to Previous Year, Total	Europe	Services	Present Situation	Ifo - Institute for Economic Research, University of Munich		Monthly	1	level,diff_level	1
Ifo, Germany, Service Sector, Business Surveys, Expectations Regarding Demand / Turnover, Total	Europe	Services	Expectations	Ifo - Institute for Economic Research, University of Munich		Monthly	1	level,diff_level	1
Ifo, Germany, Service Sector, Business Surveys, Development of Demand / Turnover During the Last 3 Month, Total	Europe	Services	Present Situation	Ifo - Institute for Economic Research, University of Munich		Monthly	1	level,diff_level	1
Ifo, Germany, Service Sector, Business Surveys, Expectations Regarding Number of Employees, Total	Europe	Services	Expectations	Ifo - Institute for Economic Research, University of Munich		Monthly	1	level,diff_level	1
Ifo, Germany, Service Sector, Business Surveys, Assessment of Orders On Hand, Total	Europe	Services	Present Situation	Ifo - Institute for Economic Research, University of Munich		Monthly	1	level,diff_level	1
Chile, Business Surveys, Private Sector, Indice Mensual de Actividad Economica Expectations For Previous Month, Median, Change Y/Y	Western Hemisphere	Economy	Present Situation	Central Bank of Chile		Monthly	1	level,diff_level	1
Russia, Business Surveys, Industry, Expectations of Equipment Purchase Level Increase in A 3 Months' Perspective, % of Total	Europe	Industry	Expectations	IMEMO - Primakov Institute of World Economy and International Relations, Russia		Monthly	1	level,diff_level	5
Israel, Business Surveys, State of Economy Index, Index, 2011 = 100	Asia & Pacific & Africa	Economy	Confidence	Bank of Israel		Monthly	1	diff_level	2
Industry Survey, Total Manufacturing, Industrial Confidence Indicator, Austria, Balance	Europe	Industry	Confidence	DG ECFIN - Directorate General for Economic and Financial Affairs		Monthly	1	level,diff_level	2
Industry Survey, Total Manufacturing, Industrial Confidence Indicator, Belgium, Balance	Europe	Industry	Confidence	DG ECFIN - Directorate General for Economic and Financial Affairs		Monthly	1	level,diff_level	2
Industry Survey, Total Manufacturing, Industrial Confidence Indicator, Bulgaria, Balance	Europe	Industry	Confidence	DG ECFIN - Directorate General for Economic and Financial Affairs		Monthly	1	level,diff_level	2
Industry Survey, Total Manufacturing, Industrial Confidence Indicator, Czech Republic, Balance	Europe	Industry	Confidence	DG ECFIN - Directorate General for Economic and Financial Affairs		Monthly	1	level,diff_level	2
Industry Survey, Total Manufacturing, Industrial Confidence Indicator, Denmark, Balance	Europe	Industry	Confidence	DG ECFIN - Directorate General for Economic and Financial Affairs		Monthly	1	level,diff_level	2
Industry Survey, Total Manufacturing, Industrial Confidence Indicator, Estonia, Balance	Europe	Industry	Confidence	DG ECFIN - Directorate General for Economic and Financial Affairs		Monthly	1	level,diff_level	2
Industry Survey, Total Manufacturing, Industrial Confidence Indicator, Finland, Balance	Europe	Industry	Confidence	DG ECFIN - Directorate General for Economic and Financial Affairs		Monthly	1	level,diff_level	2
Industry Survey, Total Manufacturing, Industrial Confidence Indicator, Germany, Balance	Europe	Industry	Confidence	DG ECFIN - Directorate General for Economic and Financial Affairs		Monthly	1	level,diff_level	2
Industry Survey, Total Manufacturing, Industrial Confidence Indicator, Greece, Balance	Europe	Industry	Confidence	DG ECFIN - Directorate General for Economic and Financial Affairs		Monthly	1	level,diff_level	2

Industry Survey, Total Manufacturing, Industrial Confidence Indicator, Italy, Balance	Europe	Industry	Confidence	DG ECFIN - Directorate General for Economic and Financial Affairs	Monthly	1	level;diff_level	2
Industry Survey, Total Manufacturing, Industrial Confidence Indicator, Latvia, Balance	Europe	Industry	Confidence	DG ECFIN - Directorate General for Economic and Financial Affairs	Monthly	1	level;diff_level	2
Industry Survey, Total Manufacturing, Industrial Confidence Indicator, Lithuania, Balance	Europe	Industry	Confidence	DG ECFIN - Directorate General for Economic and Financial Affairs	Monthly	1	level;diff_level	2
Denmark, Business Surveys, Manufacturing Sector, Confidence Indicator	Europe	Industry	Confidence	Statistics Denmark - statbank.dk	Monthly	1	level;diff_level	1
Industry Survey, Total Manufacturing, Industrial Confidence Indicator, Luxembourg, Balance	Europe	Industry	Confidence	DG ECFIN - Directorate General for Economic and Financial Affairs	Monthly	1	level;diff_level	2
Industry Survey, Total Manufacturing, Industrial Confidence Indicator, Netherlands, Balance	Europe	Industry	Confidence	DG ECFIN - Directorate General for Economic and Financial Affairs	Monthly	1	level;diff_level	2
Industry Survey, Total Manufacturing, Industrial Confidence Indicator, Portugal, Balance	Europe	Industry	Confidence	DG ECFIN - Directorate General for Economic and Financial Affairs	Monthly	1	level;diff_level	2
Industry Survey, Total Manufacturing, Industrial Confidence Indicator, Romania, Balance	Europe	Industry	Confidence	DG ECFIN - Directorate General for Economic and Financial Affairs	Monthly	1	level;diff_level	2
Industry Survey, Total Manufacturing, Industrial Confidence Indicator, Slovak Republic, Balance	Europe	Industry	Confidence	DG ECFIN - Directorate General for Economic and Financial Affairs	Monthly	1	level;diff_level	2
Industry Survey, Total Manufacturing, Industrial Confidence Indicator, Slovenia, Balance	Europe	Industry	Confidence	DG ECFIN - Directorate General for Economic and Financial Affairs	Monthly	1	level;diff_level	2
Industry Survey, Total Manufacturing, Industrial Confidence Indicator, Spain, Balance, SA	Europe	Industry	Confidence	DG ECFIN - Directorate General for Economic and Financial Affairs	Monthly	1	level;diff_level	2
Industry Survey, Total Manufacturing, Industrial Confidence Indicator, Sweden, Balance	Europe	Industry	Confidence	DG ECFIN - Directorate General for Economic and Financial Affairs	Monthly	1	level;diff_level	2
Industry Survey, Total Manufacturing, Industrial Confidence Indicator, United Kingdom, Balance	Europe	Industry	Confidence	DG ECFIN - Directorate General for Economic and Financial Affairs	Monthly	1	level;diff_level	2
Slovak Republic, Business Surveys, Industry Sector, Employment Expectation	Europe	Industry	Expectations	Statistical Office of the Slovak Republic	Monthly	1	diff_level	1
Slovak Republic, Business Surveys, Industry Sector, Export Order Books	Europe	Industry	Present Situation	Statistical Office of the Slovak Republic	Monthly	1	level;diff_level	1
Slovak Republic, Business Surveys, Industry Sector, Order Books	Europe	Industry	Present Situation	Statistical Office of the Slovak Republic	Monthly	-1	level;diff_level	1
Slovak Republic, Business Surveys, Industry Sector, Past Production Trend, Recent Month	Europe	Industry	Present Situation	Statistical Office of the Slovak Republic	Monthly	1	level;diff_level	1
Slovak Republic, Business Surveys, Industry Sector, Production Expectations	Europe	Industry	Expectations	Statistical Office of the Slovak Republic	Monthly	0	level;diff_level	1
Slovak Republic, Business Surveys, Industry Sector, Stocks of Finished Products	Europe	Industry	Present Situation	Statistical Office of the Slovak Republic	Monthly	-1	level;diff_level	1
Spain, Business Surveys, Industry Sector, Total, Expected Trend in Employment	Europe	Industry	Expectations	Ministry of Industry, Tourism and Trade, Spain	Monthly	1	level;diff_level	2
Industry Survey, Total Manufacturing, Employment Expectations, Belgium, Balance	Europe	Industry	Expectations	DG ECFIN - Directorate General for Economic and Financial Affairs	Monthly	1	level;diff_level	2
Industry Survey, Total Manufacturing, Employment Expectations, Denmark, Balance	Europe	Industry	Expectations	DG ECFIN - Directorate General for Economic and Financial Affairs	Monthly	1	level;diff_level	2
Industry Survey, Total Manufacturing, Employment Expectations, Estonia, Balance	Europe	Industry	Expectations	DG ECFIN - Directorate General for Economic and Financial Affairs	Monthly	1	level;diff_level	2
Industry Survey, Total Manufacturing, Employment Expectations, Germany, Balance	Europe	Industry	Expectations	DG ECFIN - Directorate General for Economic and Financial Affairs	Monthly	1	level;diff_level	2
Industry Survey, Total Manufacturing, Employment Expectations, Hungary, Balance	Europe	Industry	Expectations	DG ECFIN - Directorate General for Economic and Financial Affairs	Monthly	1	level;diff_level	2
Industry Survey, Total Manufacturing, Employment Expectations, Lithuania, Balance	Europe	Industry	Expectations	DG ECFIN - Directorate General for Economic and Financial Affairs	Monthly	1	level;diff_level	2
Industry Survey, Total Manufacturing, Employment Expectations, Luxembourg, Balance	Europe	Industry	Expectations	DG ECFIN - Directorate General for Economic and Financial Affairs	Monthly	1	level;diff_level	2
Industry Survey, Total Manufacturing, Employment Expectations, Netherlands, Balance	Europe	Industry	Expectations	DG ECFIN - Directorate General for Economic and Financial Affairs	Monthly	1	level;diff_level	2
Industry Survey, Total Manufacturing, Employment Expectations, Poland, Balance	Europe	Industry	Expectations	DG ECFIN - Directorate General for Economic and Financial Affairs	Monthly	1	level;diff_level	2
Industry Survey, Total Manufacturing, Employment Expectations, Portugal, Balance	Europe	Industry	Expectations	DG ECFIN - Directorate General for Economic and Financial Affairs	Monthly	1	level;diff_level	2
Industry Survey, Total Manufacturing, Employment Expectations, Spain, Balance, SA	Europe	Industry	Expectations	DG ECFIN - Directorate General for Economic and Financial Affairs	Monthly	1	level;diff_level	2

Industry Survey, Total Manufacturing, Employment Expectations, Sweden, Balance	Europe	Industry	Expectations	DG ECFIN - Directorate General for Economic and Financial Affairs	Monthly	1	level,diff_level	2
Russia, Business Surveys, Industry, Expectations of Employment Increase in A 3 Months' Perspective, % of Total	Europe	Industry	Expectations	MEMO - Primakov Institute of World Economy and International Relations, Russia	Monthly	1	level,diff_level	5
Russia, Business Surveys, Industry, Expectations of Indebtness Level Increase in A 3 Months' Perspective, % of Total	Europe	Industry	Expectations	MEMO - Primakov Institute of World Economy and International Relations, Russia	Monthly	0	level,diff_level	5
Russia, Business Surveys, Industry, Expectations of Output Increase in A 3 Months' Perspective, % of Total	Europe	Industry	Expectations	MEMO - Primakov Institute of World Economy and International Relations, Russia	Monthly	1	level,diff_level	5
Industry Survey, Total Manufacturing, Stocks of Finished Products, Malta, Balance	Europe	Industry	Present Situation	DG ECFIN - Directorate General for Economic and Financial Affairs	Monthly	-1	level,diff_level	2
Russia, Business Surveys, Industry, Expectations of Produced Goods Price Increase in A 3 Months' Perspective, % of Total	Europe	Industry	Expectations	MEMO - Primakov Institute of World Economy and International Relations, Russia	Monthly	0	level,diff_level	5
Russia, Business Surveys, Industry, Expectations of Purchased Goods Price Increase in A 3 Months' Perspective, % of Total	Europe	Industry	Expectations	MEMO - Primakov Institute of World Economy and International Relations, Russia	Monthly	1	level,diff_level	5
Russia, Business Surveys, Industry, Expectations of Wages Increase in A 3 Months' Perspective, % of Total	Europe	Industry	Expectations	MEMO - Primakov Institute of World Economy and International Relations, Russia	Monthly	1	level,diff_level	5
Industry Survey, Total Manufacturing, Export Order Books, Belgium, Balance	Europe	Industry	Present Situation	DG ECFIN - Directorate General for Economic and Financial Affairs	Monthly	1	level,diff_level	2
Industry Survey, Total Manufacturing, Export Order Books, Denmark, Balance	Europe	Industry	Present Situation	DG ECFIN - Directorate General for Economic and Financial Affairs	Monthly	1	level,diff_level	2
Industry Survey, Total Manufacturing, Export Order Books, Estonia, Balance	Europe	Industry	Present Situation	DG ECFIN - Directorate General for Economic and Financial Affairs	Monthly	1	level,diff_level	2
Industry Survey, Total Manufacturing, Export Order Books, France, Balance	Europe	Industry	Present Situation	DG ECFIN - Directorate General for Economic and Financial Affairs	Monthly	1	level,diff_level	2
Industry Survey, Total Manufacturing, Export Order Books, Germany, Balance	Europe	Industry	Present Situation	DG ECFIN - Directorate General for Economic and Financial Affairs	Monthly	1	level,diff_level	2
Industry Survey, Total Manufacturing, Export Order Books, Hungary, Balance	Europe	Industry	Present Situation	DG ECFIN - Directorate General for Economic and Financial Affairs	Monthly	1	level,diff_level	2
Industry Survey, Total Manufacturing, Export Order Books, Lithuania, Balance	Europe	Industry	Present Situation	DG ECFIN - Directorate General for Economic and Financial Affairs	Monthly	1	level,diff_level	2
Industry Survey, Total Manufacturing, Export Order Books, Luxembourg, Balance	Europe	Industry	Present Situation	DG ECFIN - Directorate General for Economic and Financial Affairs	Monthly	1	level,diff_level	2
Industry Survey, Total Manufacturing, Export Order Books, Netherlands, Balance	Europe	Industry	Present Situation	DG ECFIN - Directorate General for Economic and Financial Affairs	Monthly	1	level,diff_level	2
Industry Survey, Total Manufacturing, Export Order Books, Poland, Balance	Europe	Industry	Present Situation	DG ECFIN - Directorate General for Economic and Financial Affairs	Monthly	1	level,diff_level	2
Industry Survey, Total Manufacturing, Export Order Books, Portugal, Balance	Europe	Industry	Present Situation	DG ECFIN - Directorate General for Economic and Financial Affairs	Monthly	1	level,diff_level	2
South Korea, Business Surveys, Kerl, Export, Construction, Prospects	Asia & Pacific & Africa	Construction	Expectations	KERI - Korean Economic Research Institute	Monthly	1	level,diff_level	0
Industry Survey, Total Manufacturing, Export Order Books, Romania, Balance	Europe	Industry	Present Situation	DG ECFIN - Directorate General for Economic and Financial Affairs	Monthly	1	level,diff_level	2
Industry Survey, Total Manufacturing, Export Order Books, Slovenia, Balance	Europe	Industry	Present Situation	DG ECFIN - Directorate General for Economic and Financial Affairs	Monthly	1	level,diff_level	2
Industry Survey, Total Manufacturing, Export Order Books, Spain, Balance, SA	Europe	Industry	Present Situation	DG ECFIN - Directorate General for Economic and Financial Affairs	Monthly	1	level,diff_level	2
Russia, Business Surveys, Industry, Expectations of Received Orders Level Increase in A 3 Months' Perspective, % of Total	Europe	Industry	Expectations	MEMO - Primakov Institute of World Economy and International Relations, Russia	Monthly	1	level,diff_level	5
Industry Survey, Total Manufacturing, Export Order Books, Sweden, Balance	Europe	Industry	Present Situation	DG ECFIN - Directorate General for Economic and Financial Affairs	Monthly	1	level,diff_level	2
Industry Survey, Total Manufacturing, Order Books, Belgium, Balance	Europe	Industry	Present Situation	DG ECFIN - Directorate General for Economic and Financial Affairs	Monthly	1	level,diff_level	2
Industry Survey, Total Manufacturing, Order Books, Bulgaria, Balance	Europe	Industry	Present Situation	DG ECFIN - Directorate General for Economic and Financial Affairs	Monthly	0	level,diff_level	2
Industry Survey, Total Manufacturing, Order Books, Cyprus, Balance	Europe	Industry	Present Situation	DG ECFIN - Directorate General for Economic and Financial Affairs	Monthly	1	level,diff_level	2
Industry Survey, Total Manufacturing, Order Books, Czech Republic, Balance	Europe	Industry	Present Situation	DG ECFIN - Directorate General for Economic and Financial Affairs	Monthly	1	level,diff_level	2
Industry Survey, Total Manufacturing, Order Books, Denmark, Balance	Europe	Industry	Present Situation	DG ECFIN - Directorate General for Economic and Financial Affairs	Monthly	1	level,diff_level	2
Industry Survey, Total Manufacturing, Order Books, Estonia, Balance	Europe	Industry	Present Situation	DG ECFIN - Directorate General for Economic and Financial Affairs	Monthly	1	level,diff_level	2
Industry Survey, Total Manufacturing, Order Books, Finland, Balance	Europe	Industry	Present Situation	DG ECFIN - Directorate General for Economic and Financial Affairs	Monthly	1	level,diff_level	2
Industry Survey, Total Manufacturing, Order Books, France, Balance	Europe	Industry	Present Situation	DG ECFIN - Directorate General for Economic and Financial Affairs	Monthly	1	level,diff_level	2
Industry Survey, Total Manufacturing, Order Books, Germany, Balance	Europe	Industry	Present Situation	DG ECFIN - Directorate General for Economic and Financial Affairs	Monthly	1	level,diff_level	2

Industry Survey, Total Manufacturing, Production Expectations, Slovak Republic, Balance	Europe	Industry	Expectations	DG ECFIN - Directorate General for Economic and Financial Affairs	Monthly	1	level,diff_level	2
Industry Survey, Total Manufacturing, Production Expectations, Slovenia, Balance	Europe	Industry	Expectations	DG ECFIN - Directorate General for Economic and Financial Affairs	Monthly	1	level,diff_level	2
Industry Survey, Total Manufacturing, Production Expectations, Spain, Balance, SA	Europe	Industry	Expectations	DG ECFIN - Directorate General for Economic and Financial Affairs	Monthly	1	level,diff_level	2
Industry Survey, Total Manufacturing, Production Expectations, Sweden, Balance	Europe	Industry	Expectations	DG ECFIN - Directorate General for Economic and Financial Affairs	Monthly	1	level,diff_level	2
Industry Survey, Total Manufacturing, Production Expectations, United Kingdom, Balance	Europe	Industry	Expectations	DG ECFIN - Directorate General for Economic and Financial Affairs	Monthly	1	level,diff_level	2
Industry Survey, Total Manufacturing, Production Trend Observed in Recent Months, Denmark, Balance	Europe	Industry	Present Situation	DG ECFIN - Directorate General for Economic and Financial Affairs	Monthly	1	level,diff_level	2
Industry Survey, Total Manufacturing, Production Trend Observed in Recent Months, Estonia, Balance	Europe	Industry	Present Situation	DG ECFIN - Directorate General for Economic and Financial Affairs	Monthly	1	level,diff_level	2
Industry Survey, Total Manufacturing, Production Trend Observed in Recent Months, Germany, Balance	Europe	Industry	Present Situation	DG ECFIN - Directorate General for Economic and Financial Affairs	Monthly	1	level,diff_level	2
Industry Survey, Total Manufacturing, Production Trend Observed in Recent Months, Lithuania, Balance	Europe	Industry	Present Situation	DG ECFIN - Directorate General for Economic and Financial Affairs	Monthly	1	level,diff_level	2
Industry Survey, Total Manufacturing, Production Trend Observed in Recent Months, Luxembourg, Balance	Europe	Industry	Present Situation	DG ECFIN - Directorate General for Economic and Financial Affairs	Monthly	1	level,diff_level	2
Industry Survey, Total Manufacturing, Production Trend Observed in Recent Months, Netherlands, Balance	Europe	Industry	Present Situation	DG ECFIN - Directorate General for Economic and Financial Affairs	Monthly	1	level,diff_level	2
Industry Survey, Total Manufacturing, Production Trend Observed in Recent Months, Poland, Balance	Europe	Industry	Present Situation	DG ECFIN - Directorate General for Economic and Financial Affairs	Monthly	1	level,diff_level	2
Industry Survey, Total Manufacturing, Production Trend Observed in Recent Months, Portugal, Balance	Europe	Industry	Present Situation	DG ECFIN - Directorate General for Economic and Financial Affairs	Monthly	1	level,diff_level	2
Australia, Consumer Surveys, Westpac - Melbourne Institute Survey, Consumer Sentiment Index	Asia & Pacific & Africa	Economy	Confidence	Westpac/Melbourne Institute	Monthly	1	level,diff_level	1
Industry Survey, Total Manufacturing, Production Trend Observed in Recent Months, Romania, Balance	Europe	Industry	Present Situation	DG ECFIN - Directorate General for Economic and Financial Affairs	Monthly	1	level,diff_level	2
Industry Survey, Total Manufacturing, Production Trend Observed in Recent Months, Slovenia, Balance	Europe	Industry	Present Situation	DG ECFIN - Directorate General for Economic and Financial Affairs	Monthly	1	level,diff_level	2
Industry Survey, Total Manufacturing, Production Trend Observed in Recent Months, Spain, Balance, SA	Europe	Industry	Expectations	DG ECFIN - Directorate General for Economic and Financial Affairs	Monthly	1	level,diff_level	2
Industry Survey, Total Manufacturing, Production Trend Observed in Recent Months, United Kingdom, Balance	Europe	Industry	Present Situation	DG ECFIN - Directorate General for Economic and Financial Affairs	Monthly	1	level,diff_level	2
Industry Survey, Total Manufacturing, Selling Price Expectations, Belgium, Balance	Europe	Industry	Expectations	DG ECFIN - Directorate General for Economic and Financial Affairs	Monthly	0	level,diff_level	2
Industry Survey, Total Manufacturing, Selling Price Expectations, Denmark, Balance	Europe	Industry	Expectations	DG ECFIN - Directorate General for Economic and Financial Affairs	Monthly	0	level,diff_level	2
Industry Survey, Total Manufacturing, Selling Price Expectations, Estonia, Balance	Europe	Industry	Expectations	DG ECFIN - Directorate General for Economic and Financial Affairs	Monthly	1	level,diff_level	2
Sweden, Business Surveys, Purchasing Managers Index, Manufacturing Sector, Stock of Orders	Europe	Industry	Present Situation	Swedbank and Sif	Monthly	1	level,diff_level	1
Industry Survey, Total Manufacturing, Selling Price Expectations, France, Balance	Europe	Industry	Expectations	DG ECFIN - Directorate General for Economic and Financial Affairs	Monthly	1	level,diff_level	2
Industry Survey, Total Manufacturing, Selling Price Expectations, Germany, Balance	Europe	Industry	Expectations	DG ECFIN - Directorate General for Economic and Financial Affairs	Monthly	0	level,diff_level	2
Industry Survey, Total Manufacturing, Selling Price Expectations, Lithuania, Balance	Europe	Industry	Expectations	DG ECFIN - Directorate General for Economic and Financial Affairs	Monthly	0	level,diff_level	2
Industry Survey, Total Manufacturing, Selling Price Expectations, Luxembourg, Balance	Europe	Industry	Expectations	DG ECFIN - Directorate General for Economic and Financial Affairs	Monthly	0	level,diff_level	2
Industry Survey, Total Manufacturing, Selling Price Expectations, Netherlands, Balance	Europe	Industry	Expectations	DG ECFIN - Directorate General for Economic and Financial Affairs	Monthly	1	level,diff_level	2
Industry Survey, Total Manufacturing, Selling Price Expectations, Poland, Balance	Europe	Industry	Expectations	DG ECFIN - Directorate General for Economic and Financial Affairs	Monthly	0	level,diff_level	2
Industry Survey, Total Manufacturing, Selling Price Expectations, Portugal, Balance	Europe	Industry	Expectations	DG ECFIN - Directorate General for Economic and Financial Affairs	Monthly	0	level,diff_level	2

Industry Survey, Total Manufacturing, Selling Price Expectations, Romania, Balance	Europe	Industry	Expectations	DG ECFIN - Directorate General for Economic and Financial Affairs	Monthly	0	level;diff_level	2
Industry Survey, Total Manufacturing, Selling Price Expectations, Slovenia, Balance	Europe	Industry	Expectations	DG ECFIN - Directorate General for Economic and Financial Affairs	Monthly	0	diff_level	2
South Korea, Business Surveys, Kerl, Investment, Construction, Actual, Weighted	Asia & Pacific & Africa	Construction	Present Situation	KERI - Korean Economic Research Institute	Monthly	1	level;diff_level	1
Industry Survey, Total Manufacturing, Selling Price Expectations, United Kingdom, Balance	Europe	Industry	Expectations	DG ECFIN - Directorate General for Economic and Financial Affairs	Monthly	0	level;diff_level	2
Industry Survey, Total Manufacturing, Stocks of Finished Products, Austria, Balance	Europe	Industry	Present Situation	DG ECFIN - Directorate General for Economic and Financial Affairs	Monthly	-1	level;diff_level	2
Industry Survey, Total Manufacturing, Stocks of Finished Products, Belgium, Balance	Europe	Industry	Present Situation	DG ECFIN - Directorate General for Economic and Financial Affairs	Monthly	0	level;diff_level	2
Industry Survey, Total Manufacturing, Stocks of Finished Products, Cyprus, Balance	Europe	Industry	Present Situation	DG ECFIN - Directorate General for Economic and Financial Affairs	Monthly	-1	level;diff_level	2
Industry Survey, Total Manufacturing, Stocks of Finished Products, Czech Republic, Balance	Europe	Industry	Present Situation	DG ECFIN - Directorate General for Economic and Financial Affairs	Monthly	0	level;diff_level	2
Industry Survey, Total Manufacturing, Stocks of Finished Products, Denmark, Balance	Europe	Industry	Present Situation	DG ECFIN - Directorate General for Economic and Financial Affairs	Monthly	1	level;diff_level	2
Industry Survey, Total Manufacturing, Stocks of Finished Products, Estonia, Balance	Europe	Industry	Present Situation	DG ECFIN - Directorate General for Economic and Financial Affairs	Monthly	0	level;diff_level	2
Industry Survey, Total Manufacturing, Stocks of Finished Products, Finland, Balance	Europe	Industry	Present Situation	DG ECFIN - Directorate General for Economic and Financial Affairs	Monthly	-1	level;diff_level	2
Industry Survey, Total Manufacturing, Stocks of Finished Products, France, Balance	Europe	Industry	Present Situation	DG ECFIN - Directorate General for Economic and Financial Affairs	Monthly	-1	level;diff_level	2
Industry Survey, Total Manufacturing, Stocks of Finished Products, Germany, Balance	Europe	Industry	Present Situation	DG ECFIN - Directorate General for Economic and Financial Affairs	Monthly	-1	level;diff_level	2
Industry Survey, Total Manufacturing, Stocks of Finished Products, Greece, Balance	Europe	Industry	Present Situation	DG ECFIN - Directorate General for Economic and Financial Affairs	Monthly	-1	level;diff_level	2
Industry Survey, Total Manufacturing, Stocks of Finished Products, Hungary, Balance	Europe	Industry	Present Situation	DG ECFIN - Directorate General for Economic and Financial Affairs	Monthly	-1	level;diff_level	2
Industry Survey, Total Manufacturing, Stocks of Finished Products, Italy, Balance	Europe	Industry	Present Situation	DG ECFIN - Directorate General for Economic and Financial Affairs	Monthly	-1	level;diff_level	2
Industry Survey, Total Manufacturing, Stocks of Finished Products, Latvia, Balance	Europe	Industry	Present Situation	DG ECFIN - Directorate General for Economic and Financial Affairs	Monthly	-1	level;diff_level	2
Industry Survey, Total Manufacturing, Stocks of Finished Products, Lithuania, Balance	Europe	Industry	Present Situation	DG ECFIN - Directorate General for Economic and Financial Affairs	Monthly	-1	level;diff_level	2
Industry Survey, Total Manufacturing, Stocks of Finished Products, Luxembourg, Balance	Europe	Industry	Present Situation	DG ECFIN - Directorate General for Economic and Financial Affairs	Monthly	-1	level;diff_level	2
Industry Survey, Total Manufacturing, Stocks of Finished Products, Netherlands, Balance	Europe	Industry	Present Situation	DG ECFIN - Directorate General for Economic and Financial Affairs	Monthly	-1	level;diff_level	2
Industry Survey, Total Manufacturing, Stocks of Finished Products, Poland, Balance	Europe	Industry	Present Situation	DG ECFIN - Directorate General for Economic and Financial Affairs	Monthly	-1	level;diff_level	2
Industry Survey, Total Manufacturing, Stocks of Finished Products, Portugal, Balance	Europe	Industry	Present Situation	DG ECFIN - Directorate General for Economic and Financial Affairs	Monthly	-1	level;diff_level	2
Industry Survey, Total Manufacturing, Stocks of Finished Products, Romania, Balance	Europe	Industry	Present Situation	DG ECFIN - Directorate General for Economic and Financial Affairs	Monthly	-1	level;diff_level	2
Industry Survey, Total Manufacturing, Stocks of Finished Products, Slovak Republic, Balance	Europe	Industry	Present Situation	DG ECFIN - Directorate General for Economic and Financial Affairs	Monthly	-1	level;diff_level	2
Industry Survey, Total Manufacturing, Stocks of Finished Products, Slovenia, Balance	Europe	Industry	Present Situation	DG ECFIN - Directorate General for Economic and Financial Affairs	Monthly	0	level;diff_level	2
Industry Survey, Total Manufacturing, Stocks of Finished Products, Spain, Balance, SA	Europe	Industry	Present Situation	DG ECFIN - Directorate General for Economic and Financial Affairs	Monthly	-1	level;diff_level	2
Industry Survey, Total Manufacturing, Stocks of Finished Products, United Kingdom, Balance	Europe	Industry	Present Situation	DG ECFIN - Directorate General for Economic and Financial Affairs	Monthly	-1	level;diff_level	2
United States, Business Surveys, Institute for Supply Management Manufacturing, Customers' Inventories, About Right	Western Hemisphere	Industry	Present Situation	ISM - Institute for Supply Management	Monthly	1	level;diff_level	1
United States, Business Surveys, Institute for Supply Management Manufacturing, Backlog of Orders, Reporting	Western Hemisphere	Industry	Present Situation	ISM - Institute for Supply Management	Monthly	1	level;diff_level	1

United States, Business Surveys, Institute for Supply Management Manufacturing, New Orders, Net	Western Hemisphere	Industry	Present Situation	ISM - Institute for Supply Management	Monthly	1	level/diff_level	1
United States, Business Surveys, Institute for Supply Management Manufacturing, Production, Net	Western Hemisphere	Industry	Present Situation	ISM - Institute for Supply Management	Monthly	1	level/diff_level	1
United States, Business Surveys, Institute for Supply Management Manufacturing, Supplier Deliveries, Net	Western Hemisphere	Industry	Present Situation	ISM - Institute for Supply Management	Monthly	1	level/diff_level	1
United States, Business Surveys, Institute for Supply Management Manufacturing, Employment, Number of Industries Reporting Growth	Western Hemisphere	Industry	Present Situation	ISM - Institute for Supply Management	Monthly	1	level/diff_level	2
United States, Business Surveys, Institute for Supply Management Manufacturing, New Orders, Number of Industries Reporting Growth	Western Hemisphere	Industry	Present Situation	ISM - Institute for Supply Management	Monthly	1	level/diff_level	2
United States, Business Surveys, Institute for Supply Management Manufacturing, Production, Number of Industries Reporting Growth	Western Hemisphere	Industry	Present Situation	ISM - Institute for Supply Management	Monthly	1	level/diff_level	2
United States, Business Surveys, Institute for Supply Management-New York City, Quantity of Purchases, Index	Western Hemisphere	Economy	Present Situation	ISM - New York, Inc.	Monthly	1	level/diff_level	1
Canada, Business Surveys, Purchasing Managers Index, Composite, Employment	Western Hemisphere	Economy	Present Situation	Richard Ivey School of Business	Monthly	1	level/diff_level	2
Canada, Business Surveys, Purchasing Managers Index, Composite, Inventories	Western Hemisphere	Economy	Present Situation	Richard Ivey School of Business	Monthly	1	level/diff_level	2
Canada, Business Surveys, Purchasing Managers Index, Composite, Total	Western Hemisphere	Economy	Confidence	Richard Ivey School of Business	Monthly	1	level/diff_level	2
Canada, Business Surveys, Purchasing Managers Index, Composite, Supplier Deliveries	Western Hemisphere	Economy	Confidence	Richard Ivey School of Business	Monthly	1	level/diff_level	2
United States, Business Surveys, Kansas Federal, Financial Stress Index, Index	Western Hemisphere	Services	Confidence	Federal Reserve Bank of Kansas City	Monthly	-1	level/diff_level	2
United States, Business Surveys, Institute for Supply Management Manufacturing, Backlog of Orders, Net	Western Hemisphere	Industry	Present Situation	ISM - Institute for Supply Management	Monthly	1	level/diff_level	1
United States, Business Surveys, Institute for Supply Management Manufacturing, Customers' Inventories, Net	Western Hemisphere	Industry	Present Situation	ISM - Institute for Supply Management	Monthly	1	level/diff_level	1
United States, Business Surveys, Institute for Supply Management Manufacturing, Employment, Net	Western Hemisphere	Industry	Present Situation	ISM - Institute for Supply Management	Monthly	1	level/diff_level	1
United States, Business Surveys, Institute for Supply Management Manufacturing, Imports, Net	Western Hemisphere	Industry	Present Situation	ISM - Institute for Supply Management	Monthly	1	level/diff_level	1
Australia, Business Surveys, NAB, Trading, Total	Asia & Pacific & Africa	Economy	Present Situation	National Australia Bank	Monthly	1	level/diff_level	2
United States, Business Surveys, Institute for Supply Management Manufacturing, Inventories, Net	Western Hemisphere	Industry	Present Situation	ISM - Institute for Supply Management	Monthly	1	level/diff_level	1
Denmark, Business Surveys, Manufacturing Sector, Expected Employment	Europe	Industry	Expectations	Statistics Denmark - statbank.dk	Monthly	1	level/diff_level	1
South Korea, Business Surveys, Kerl, Business Conditions, All Industries, Weighted Index, Prospects, Weighted	Asia & Pacific & Africa	Economy	Expectations	KERI - Korean Economic Research Institute	Monthly	1	diff_level	0
South Korea, Business Surveys, Kerl, Business Conditions, Construction, Prospects, Weighted	Asia & Pacific & Africa	Construction	Expectations	KERI - Korean Economic Research Institute	Monthly	1	level/diff_level	0
South Korea, Business Surveys, Kerl, Business Conditions, Manufacturing, Weighted Index, Prospects, Weighted	Asia & Pacific & Africa	Industry	Expectations	KERI - Korean Economic Research Institute	Monthly	1	level/diff_level	0
Denmark, Business Surveys, Manufacturing Sector, Current Employment	Europe	Industry	Present Situation	Statistics Denmark - statbank.dk	Monthly	1	level/diff_level	2
South Korea, Business Surveys, Kerl, Business Conditions, Wholesale and Retail Trade, Prospects, Weighted	Asia & Pacific & Africa	Retail & Wholesale Trade	Expectations	KERI - Korean Economic Research Institute	Monthly	1	level/diff_level	0
South Korea, Business Surveys, Kerl - Korean Economic Research Institute, Business Conditions, Wholesale and Retail Trade, Prospects	Asia & Pacific & Africa	Retail & Wholesale Trade	Expectations	KERI - Korean Economic Research Institute	Monthly	1	level/diff_level	0
South Korea, Business Surveys, Kerl, Business Conditions, Manufacturing, Prospects	Asia & Pacific & Africa	Industry	Expectations	KERI - Korean Economic Research Institute	Monthly	1	level/diff_level	0
South Korea, Business Surveys, Kerl, Business Conditions, All Industries, Weighted Index, Actual, Weighted	Asia & Pacific & Africa	Economy	Present Situation	KERI - Korean Economic Research Institute	Monthly	1	level/diff_level	1
South Korea, Business Surveys, Kerl, Business Conditions, Manufacturing, Weighted Index, Actual, Weighted	Asia & Pacific & Africa	Industry	Present Situation	KERI - Korean Economic Research Institute	Monthly	1	level/diff_level	1
South Korea, Business Surveys, Kerl, Business Conditions, Construction, Actual, Weighted	Asia & Pacific & Africa	Construction	Present Situation	KERI - Korean Economic Research Institute	Monthly	1	level/diff_level	1
South Korea, Business Surveys, Kerl - Korean Economic Research Institute, Business Conditions, Manufacturing, Actual	Asia & Pacific & Africa	Industry	Present Situation	KERI - Korean Economic Research Institute	Monthly	1	level/diff_level	1

South Korea, Business Surveys, Keri - Korean Economic Research Institute, Business Conditions, Construction, Actual	Asia & Pacific & Africa	Construction	Present Situation	KERI - Korean Economic Research Institute	Monthly	1	level/diff_level	1
United States, Business Surveys, Institute for Supply Management Non-Manufacturing, Inventory Sentiment, About Right	Western Hemisphere	Economy	Present Situation	ISM - Institute for Supply Management	Monthly	1	level/diff_level	2
South Korea, Business Surveys, Keri, Business Conditions, All Industries, Prospects	Asia & Pacific & Africa	Economy	Expectations	KERI - Korean Economic Research Institute	Monthly	1	level/diff_level	0
South Korea, Business Surveys, Keri, Cashflow, All Industries, Weighted Index, Actual, Weighted	Asia & Pacific & Africa	Economy	Present Situation	KERI - Korean Economic Research Institute	Monthly	0	level/diff_level	1
South Korea, Business Surveys, Keri, Cashflow, All Industries, Weighted Index, Prospects, Weighted	Asia & Pacific & Africa	Economy	Expectations	KERI - Korean Economic Research Institute	Monthly	0	level/diff_level	0
South Korea, Business Surveys, Keri, Cashflow, Manufacturing, Weighted Index, Actual, Weighted	Asia & Pacific & Africa	Industry	Present Situation	KERI - Korean Economic Research Institute	Monthly	0	level/diff_level	1
South Korea, Business Surveys, Keri, Cashflow, Manufacturing, Weighted Index, Prospects, Weighted	Asia & Pacific & Africa	Industry	Expectations	KERI - Korean Economic Research Institute	Monthly	0	level/diff_level	0
South Korea, Business Surveys, Keri, Cashflow, Wholesale and Retail Trade, Actual	Asia & Pacific & Africa	Retail & Wholesale Trade	Present Situation	KERI - Korean Economic Research Institute	Monthly	1	level/diff_level	1
South Korea, Business Surveys, Keri, Cashflow, Wholesale and Retail Trade, Actual, Weighted	Asia & Pacific & Africa	Retail & Wholesale Trade	Present Situation	KERI - Korean Economic Research Institute	Monthly	0	level/diff_level	1
South Korea, Business Surveys, Keri, Cashflow, Wholesale and Retail Trade, Prospects	Asia & Pacific & Africa	Retail & Wholesale Trade	Expectations	KERI - Korean Economic Research Institute	Monthly	1	diff_level	0
South Korea, Business Surveys, Keri - Korean Economic Research Institute, Business Conditions, Wholesale and Retail Trade, Actual	Asia & Pacific & Africa	Retail & Wholesale Trade	Present Situation	KERI - Korean Economic Research Institute	Monthly	1	level/diff_level	1
South Korea, Business Surveys, Keri, Cashflow, Wholesale and Retail Trade, Prospects, Weighted	Asia & Pacific & Africa	Retail & Wholesale Trade	Expectations	KERI - Korean Economic Research Institute	Monthly	0	level/diff_level	0
South Korea, Business Surveys, Keri, Cashflow, Manufacturing, Prospects	Asia & Pacific & Africa	Industry	Expectations	KERI - Korean Economic Research Institute	Monthly	1	level/diff_level	0
South Korea, Business Surveys, Keri, Cashflow, All Industries, Prospects	Asia & Pacific & Africa	Economy	Expectations	KERI - Korean Economic Research Institute	Monthly	1	level/diff_level	0
South Korea, Business Surveys, Keri, Domestic Demand, Wholesale and Retail Trade, Prospects, Weighted	Asia & Pacific & Africa	Construction	Expectations	KERI - Korean Economic Research Institute	Monthly	1	level/diff_level	0
South Korea, Business Surveys, Keri, Domestic Demand, Manufacturing, Weighted Index, Actual, Weighted	Asia & Pacific & Africa	Industry	Present Situation	KERI - Korean Economic Research Institute	Monthly	1	level/diff_level	1
South Korea, Business Surveys, Keri, Domestic Demand, Manufacturing, Weighted Index, Prospects, Weighted	Asia & Pacific & Africa	Industry	Expectations	KERI - Korean Economic Research Institute	Monthly	1	level/diff_level	0
South Korea, Business Surveys, Keri, Employment, Wholesale and Retail Trade, Actual	Asia & Pacific & Africa	Retail & Wholesale Trade	Present Situation	KERI - Korean Economic Research Institute	Monthly	1	level/diff_level	1
South Korea, Business Surveys, Keri, Employment, Employment, Wholesale and Retail Trade, Prospects	Asia & Pacific & Africa	Retail & Wholesale Trade	Expectations	KERI - Korean Economic Research Institute	Monthly	1	level/diff_level	0
South Korea, Business Surveys, Keri, Employment, All Industries, Actual	Asia & Pacific & Africa	Economy	Present Situation	KERI - Korean Economic Research Institute	Monthly	1	level/diff_level	1
South Korea, Business Surveys, Keri, Employment, Employment, Manufacturing, Prospects	Asia & Pacific & Africa	Industry	Expectations	KERI - Korean Economic Research Institute	Monthly	1	level/diff_level	0
South Korea, Business Surveys, Keri, Employment, Employment, All Industries, Prospects	Asia & Pacific & Africa	Economy	Expectations	KERI - Korean Economic Research Institute	Monthly	1	level/diff_level	0
South Korea, Business Surveys, Keri, Employment, All Industries, Weighted Index, Actual, Weighted	Asia & Pacific & Africa	Economy	Present Situation	KERI - Korean Economic Research Institute	Monthly	1	diff_log	1
South Korea, Business Surveys, Keri, Employment, All Industries, Weighted Index, Prospects, Weighted	Asia & Pacific & Africa	Economy	Expectations	KERI - Korean Economic Research Institute	Monthly	1	level/diff_level	0

South Korea, Business Surveys, Keri, Profitability, Manufacturing, Weighted Index, Prospects, Weighted	Asia & Pacific & Africa	Industry	Expectations	KERI - Korean Economic Research Institute	Monthly	1	level/diff_level	0
South Korea, Business Surveys, Keri - Korean Economic Research Institute, Profitability, Wholesale and Retail Trade, Actual	Asia & Pacific & Africa	Retail & Wholesale Trade	Present Situation	KERI - Korean Economic Research Institute	Monthly	1	level/diff_level	1
South Korea, Business Surveys, Keri, Profitability, Wholesale and Retail Trade, Actual, Weighted	Asia & Pacific & Africa	Retail & Wholesale Trade	Present Situation	KERI - Korean Economic Research Institute	Monthly	1	level/diff_level	1
South Korea, Business Surveys, Keri - Korean Economic Research Institute, Profitability, Wholesale and Retail Trade, Prospects	Asia & Pacific & Africa	Retail & Wholesale Trade	Expectations	KERI - Korean Economic Research Institute	Monthly	1	level/diff_level	0
South Korea, Business Surveys, Keri, Profitability, Wholesale and Retail Trade, Prospects, Weighted	Asia & Pacific & Africa	Retail & Wholesale Trade	Expectations	KERI - Korean Economic Research Institute	Monthly	1	level/diff_level	0
Switzerland, Konjunkturforschungsstelle der ETH Zürich Industry Survey : Industry Total - Assessment Business Situation	Europe	Industry	Present Situation	KOF - Swiss Economic Institute	Monthly	1	level/diff_level	2
Switzerland, Konjunkturforschungsstelle der ETH Zürich Industry Survey : Industry Total - Expected Employment (Next 3 MT	Europe	Industry	Expectations	KOF - Swiss Economic Institute	Monthly	1	level/diff_level	2
Switzerland, Business Surveys, Konjunkturforschungsstelle der ETH Zürich, Business Climate	Europe	Economy	Confidence	KOF - Swiss Economic Institute	Monthly	1	level/diff_level	2
Switzerland, Konjunkturforschungsstelle der ETH Zürich Industry Survey : Export Orders Inflow (Compared To Previous Month)	Europe	Industry	Expectations	KOF - Swiss Economic Institute	Monthly	1	level/diff_level	2
Switzerland, Konjunkturforschungsstelle der ETH Zürich Industry Survey : Judgement Level Work in Progress Stocks	Europe	Industry	Present Situation	KOF - Swiss Economic Institute	Monthly	-1	level/diff_level	2
Switzerland, Konjunkturforschungsstelle der ETH Zürich Industry Survey : Work in Progress - Stocks (Compared To Previous Month)	Europe	Industry	Present Situation	KOF - Swiss Economic Institute	Monthly	1	level/diff_level	2
Switzerland, Konjunkturforschungsstelle der ETH Zürich Retail Survey - Customer Frequency (Compared To Previous Year)	Europe	Retail & Wholesale Trade	Present Situation	KOF - Swiss Economic Institute	Monthly	1	level/diff_level	2
Switzerland, Konjunkturforschungsstelle der ETH Zürich Retail Survey - Expected Sales (Next 3 Months)	Europe	Retail & Wholesale Trade	Expectations	KOF - Swiss Economic Institute	Monthly	1	diff_level	2
Switzerland, Konjunkturforschungsstelle der ETH Zürich Retail Survey - Judgement On Employment	Europe	Retail & Wholesale Trade	Present Situation	KOF - Swiss Economic Institute	Monthly	-1	level/diff_level	2
Switzerland, Konjunkturforschungsstelle der ETH Zürich Retail Survey - Judgement On Stocks (Compared To Previous Year)	Europe	Retail & Wholesale Trade	Present Situation	KOF - Swiss Economic Institute	Monthly	1	level/diff_level	2
Switzerland, Konjunkturforschungsstelle der ETH Zürich Retail Survey : Firms 1-14 Employee - Business Climate (Next 3M)	Europe	Retail & Wholesale Trade	Expectations	KOF - Swiss Economic Institute	Monthly	1	level/diff_level	2
Switzerland, Konjunkturforschungsstelle der ETH Zürich Retail Survey : Non-Food - Expected Sales (Next 3M)	Europe	Retail & Wholesale Trade	Expectations	KOF - Swiss Economic Institute	Monthly	1	level/diff_level	2
Switzerland, Konjunkturforschungsstelle der ETH Zürich Retail Survey : Firms 1-14 Employee - Customer Frequency (Compared To Previous Year)	Europe	Retail & Wholesale Trade	Present Situation	KOF - Swiss Economic Institute	Monthly	1	level/diff_level	2
Switzerland, Konjunkturforschungsstelle der ETH Zürich Retail Survey : Firms 1-14 Employee - Expected Sales (Next 3M)	Europe	Retail & Wholesale Trade	Expectations	KOF - Swiss Economic Institute	Monthly	1	level/diff_level	2
Switzerland, Konjunkturforschungsstelle der ETH Zürich Retail Survey : Firms 1-14 Employee - Judgement On Employment	Europe	Retail & Wholesale Trade	Present Situation	KOF - Swiss Economic Institute	Monthly	1	level/diff_level	2
Switzerland, Konjunkturforschungsstelle der ETH Zürich Retail Survey : Firms 1-14 Employee - Judgement On Stocks (Compared To Previous Year)	Europe	Retail & Wholesale Trade	Present Situation	KOF - Swiss Economic Institute	Monthly	1	level/diff_level	2
Switzerland, Konjunkturforschungsstelle der ETH Zürich Retail Survey : Firms 15-44 Employee - Business Climate (Next 3M)	Europe	Retail & Wholesale Trade	Expectations	KOF - Swiss Economic Institute	Monthly	1	level/diff_level	2
Switzerland, Konjunkturforschungsstelle der ETH Zürich Retail Survey : Firms 15-44 Employee - Customer Frequency (Compared To Previous Year)	Europe	Retail & Wholesale Trade	Present Situation	KOF - Swiss Economic Institute	Monthly	1	level/diff_level	2
Switzerland, Konjunkturforschungsstelle der ETH Zürich Retail Survey : Firms 15-44 Employee - Expected Sales (Next 3M)	Europe	Retail & Wholesale Trade	Expectations	KOF - Swiss Economic Institute	Monthly	1	level/diff_level	2
Switzerland, Konjunkturforschungsstelle der ETH Zürich Retail Survey : Firms 15-44 Employee - Judgement On Employment	Europe	Retail & Wholesale Trade	Present Situation	KOF - Swiss Economic Institute	Monthly	-1	level/diff_level	2
Switzerland, Konjunkturforschungsstelle der ETH Zürich Retail Survey : Firms 15-44 Employee - Judgement On Stocks (Compared To Previous Year)	Europe	Retail & Wholesale Trade	Present Situation	KOF - Swiss Economic Institute	Monthly	-1	level/diff_level	2
Switzerland, Konjunkturforschungsstelle der ETH Zürich Retail Survey : Firms 45 + Employee - Business Climate (Next 3M)	Europe	Retail & Wholesale Trade	Expectations	KOF - Swiss Economic Institute	Monthly	1	level/diff_level	2

Switzerland, Konjunkturforschungsstelle der ETH Zürich Retail Survey : Firms 45 + Employee - Expected Sales (Next 3M)	Europe	Retail & Wholesale Trade	Expectations	KOF - Swiss Economic Institute	Monthly	1	level/diff_level	2
Switzerland, Konjunkturforschungsstelle der ETH Zürich Retail Survey : Firms 45 + Employee - Judgement On Employment	Europe	Retail & Wholesale Trade	Present Situation	KOF - Swiss Economic Institute	Monthly	1	level/diff_level	2
Switzerland, Konjunkturforschungsstelle der ETH Zürich Retail Survey : Firms 45 + Employee - Judgement On Stocks (Compared To Previous Year)	Europe	Retail & Wholesale Trade	Present Situation	KOF - Swiss Economic Institute	Monthly	-1	level/diff_level	2
Switzerland, Konjunkturforschungsstelle der ETH Zürich Retail Survey : Food - Expected Sales (Next 3M)	Europe	Retail & Wholesale Trade	Expectations	KOF - Swiss Economic Institute	Monthly	1	level/diff_level	2
Switzerland, Konjunkturforschungsstelle der ETH Zürich Retail Survey : Food, Beverages and Tobacco - Business Climate	Europe	Retail & Wholesale Trade	Confidence	KOF - Swiss Economic Institute	Monthly	1	level/diff_level	2
Switzerland, Konjunkturforschungsstelle der ETH Zürich Retail Survey : Food, Beverage and Tobacco - Customer Frequency (Compared To Previous Year)	Europe	Retail & Wholesale Trade	Present Situation	KOF - Swiss Economic Institute	Monthly	1	level/diff_level	2
Switzerland, Konjunkturforschungsstelle der ETH Zürich Retail Survey : Food, Beverage and Tobacco - Judgement On Stocks (Compared To Previous Year)	Europe	Retail & Wholesale Trade	Present Situation	KOF - Swiss Economic Institute	Monthly	-1	level/diff_level	2
Switzerland, Konjunkturforschungsstelle der ETH Zürich Retail Survey : Food, Beverage and Tobacco - Expected Sales (Next 3M)	Europe	Retail & Wholesale Trade	Expectations	KOF - Swiss Economic Institute	Monthly	1	level/diff_level	2
Switzerland, Konjunkturforschungsstelle der ETH Zürich Retail Survey : Non-Special Stores - Customer Frequency (Compared To Previous Year)	Europe	Retail & Wholesale Trade	Present Situation	KOF - Swiss Economic Institute	Monthly	1	level/diff_level	2
Switzerland, Konjunkturforschungsstelle der ETH Zürich Retail Survey : Non-Special Stores - Judgement On Employment	Europe	Retail & Wholesale Trade	Present Situation	KOF - Swiss Economic Institute	Monthly	1	level/diff_level	2
Switzerland, Konjunkturforschungsstelle der ETH Zürich Retail Survey : Non-Special Stores - Judgement On Stocks (Compared To Previous Year)	Europe	Retail & Wholesale Trade	Present Situation	KOF - Swiss Economic Institute	Monthly	1	level/diff_level	2
Switzerland, Konjunkturforschungsstelle der ETH Zürich Retail Survey : Non-Special Stores - Expected Sales (Next 3M)	Europe	Retail & Wholesale Trade	Expectations	KOF - Swiss Economic Institute	Monthly	1	level/diff_level	2
Switzerland, Konjunkturforschungsstelle der ETH Zürich Retail Survey : Non-Specialised Store- Business Climate	Europe	Retail & Wholesale Trade	Confidence	KOF - Swiss Economic Institute	Monthly	1	level/diff_level	2
Switzerland, Konjunkturforschungsstelle der ETH Zürich Retail Survey : Not in Stores - Business Climate	Europe	Retail & Wholesale Trade	Confidence	KOF - Swiss Economic Institute	Monthly	1	level/diff_level	2
Australia, Consumer Surveys, Westpac - Melbourne Institute Survey, Economic Conditions Next 12 Months	Asia & Pacific & Africa	Economy	Expectations	Westpac/Melbourne Institute	Monthly	1	level/diff_level	1
Switzerland, Konjunkturforschungsstelle der ETH Zürich Retail Survey : Not in Stores - Customer Frequency (Compared To Previous Year)	Europe	Retail & Wholesale Trade	Present Situation	KOF - Swiss Economic Institute	Monthly	1	level/diff_level	2
Switzerland, Konjunkturforschungsstelle der ETH Zürich Retail Survey : Not in Stores - Judgement On Employment	Europe	Retail & Wholesale Trade	Present Situation	KOF - Swiss Economic Institute	Monthly	-1	level/diff_level	2
Switzerland, Konjunkturforschungsstelle der ETH Zürich Retail Survey : Not in Stores - Judgement On Stocks (Compared To Previous Year)	Europe	Retail & Wholesale Trade	Present Situation	KOF - Swiss Economic Institute	Monthly	-1	level/diff_level	2
United Kingdom, Consumer Surveys, Lloyds Business Barometer, More Optimistic About the Economy Than Last 3M, Balance	Europe	Economy	Present Situation	Lloyds Banking Group plc	Monthly	1	level/diff_level	1
United Kingdom, Consumer Surveys, Lloyds Business Barometer, Business Confidence, Overall, Balance	Europe	Economy	Confidence	Lloyds Banking Group plc	Monthly	1	level/diff_level	1
Switzerland, Konjunkturforschungsstelle der ETH Zürich Retail Survey : Not in Stores - Expected Sales (Next 3M)	Europe	Retail & Wholesale Trade	Expectations	KOF - Swiss Economic Institute	Monthly	1	level/diff_level	2
Peru, Business Surveys, Expectations, Number of Employed Persons - Next 3 Months, Index	Western Hemisphere	Economy	Expectations	Central Reserve Bank of Peru	Monthly	1	diff_level	2
Poland, Business Surveys, Manufacturing Sector, Forecast, Domestic and Foreign Orders	Europe	Industry	Expectations	Central Statistical Office, Poland	Monthly	1	level/diff_level	1
Poland, Business Surveys, Manufacturing Sector, Forecast, Employment Obligations	Europe	Industry	Expectations	Central Statistical Office, Poland	Monthly	1	level/diff_level	1
Poland, Business Surveys, Manufacturing Sector, Forecast, Financial Obligations	Europe	Industry	Present Situation	Central Statistical Office, Poland	Monthly	1	level/diff_level	1
Poland, Business Surveys, Manufacturing Sector, Forecast, Financial Obligations	Europe	Industry	Expectations	Central Statistical Office, Poland	Monthly	1	level/diff_level	1

Poland, Business Surveys, Manufacturing Sector, Diagnosis, General Economic Situation	Europe	Industry	Present Situation	Central Statistical Office, Poland	Monthly	1	level,diff_level	1
Poland, Business Surveys, Financial Sector, Diagnosis, Demand	Europe	Services	Present Situation	Central Statistical Office, Poland	Monthly	1	level,diff_level	1
Poland, Business Surveys, Manufacturing Sector, Diagnosis, Sold Production	Europe	Industry	Present Situation	Central Statistical Office, Poland	Monthly	1	level,diff_level	1
Poland, Business Surveys, Manufacturing Sector, Forecast, Sold Production	Europe	Industry	Expectations	Central Statistical Office, Poland	Monthly	1	level,diff_level	1
Denmark, Business Surveys, Manufacturing Sector, Confidence Indicator, Production	Europe	Industry	Confidence	Statistics Denmark - statbank.dk	Monthly	1	level,diff_level	1
Denmark, Business Surveys, Manufacturing Sector, Current Production	Europe	Industry	Present Situation	Statistics Denmark - statbank.dk	Monthly	1	level,diff_level	1
Denmark, Business Surveys, Manufacturing Sector, Stocks of Export Orders	Europe	Industry	Present Situation	Statistics Denmark - statbank.dk	Monthly	1	level,diff_level	1
Netherlands, Business Surveys, Manufacturing Sector, Processing Industry, Stocks of Finished Goods	Europe	Industry	Present Situation	CBS - Statistics Netherlands	Monthly	1	level,diff_level	1
Denmark, Business Surveys, Manufacturing Sector, Stocks of Finished Products	Europe	Industry	Present Situation	Statistics Denmark - statbank.dk	Monthly	1	level,diff_level	1
Denmark, Business Surveys, Manufacturing Sector, Stocks of Orders	Europe	Industry	Present Situation	Statistics Denmark - statbank.dk	Monthly	1	level,diff_level	1
Denmark, Manufacturing Survey : Stock of Finished Goods	Europe	Industry	Present Situation	Statistics Denmark - statbank.dk	Monthly	0	level,diff_level	1
Australia, Consumer Surveys, Westpac - Melbourne Institute Survey, Economic Conditions Next 5 Years	Asia & Pacific & Africa	Economy	Expectations	Westpac/Melbourne Institute	Monthly	1	level,diff_level	1
Australia, Consumer Surveys, Westpac - Melbourne Institute Survey, Expectations Index	Asia & Pacific & Africa	Economy	Expectations	Westpac/Melbourne Institute	Monthly	1	level,diff_level	1
Australia, Consumer Surveys, Westpac - Melbourne Institute Survey, Family Finances Next 12 Months, AUD	Asia & Pacific & Africa	Economy	Expectations	Westpac/Melbourne Institute	Monthly	0	level,diff_level	1
China, Manufacturing, Future Tendency, Manufacturing - Employment : Future Tendency, SA	Asia & Pacific & Africa	Industry	Expectations	Main Economic Indicators,copyright OECD	Monthly	1	level,diff_level	3
China, Manufacturing, Composite Indicators, Manufacturing - Industrial Confidence Indicator, SA	Asia & Pacific & Africa	Industry	Confidence	Main Economic Indicators,copyright OECD	Monthly	1	level,diff_level	3
China, Manufacturing, Composite Indicators, Organisation for Economic Co-Operation and Development Indicator, Manufacturing - Industrial Confidence Indicator, SA	Asia & Pacific & Africa	Industry	Confidence	Main Economic Indicators,copyright OECD	Monthly	1	level,diff_level	5
Israel, Manufacturing, Composite Indicators, Manufacturing - Industrial Confidence Indicator, SA	Asia & Pacific & Africa	Industry	Confidence	Main Economic Indicators,copyright OECD	Monthly	1	level,diff_level	4
Israel, Manufacturing, Composite Indicators, Manufacturing - Industrial Confidence Indicator, SA	Asia & Pacific & Africa	Industry	Confidence	Main Economic Indicators,copyright OECD	Monthly	1	level,diff_level	3
Spain, Business Surveys, Construction Sector, Housing, Orders	Europe	Construction	Present Situation	Ministry of Industry, Tourism and Trade, Spain	Monthly	1	level,diff_level	2
IFO, Germany, Manufacturing Industry, Business Climate, Business Surveys, Manufacturing Industry (excl. Food, Beverages and Tobacco), Index, 2005 = 100	Europe	Industry	Confidence	Ifo - Institute for Economic Research, University of Munich	Monthly	1	level,diff_level	1
IFO, Germany, Manufacturing Industry, Expectations With Regard to Business Developments in the Next 6 Months, Business Surveys, Manufacturing Industry (excl. Food, Beverages and Tobacco), Index, 2005 = 100	Europe	Industry	Expectations	Ifo - Institute for Economic Research, University of Munich	Monthly	1	level,diff_level	1
Spain, Business Surveys, Construction Sector, Total Level of Production IFO, Germany, Manufacturing Industry, Assessment of the Business Situation, Business Surveys, Manufacturing Industry (excl. Food, Beverages and Tobacco), Index, 2005 = 100	Europe	Construction	Present Situation	Ministry of Industry, Tourism and Trade, Spain	Monthly	0	level,diff_level	2
IFO, Germany, Manufacturing Industry, Demand Situation Compared to the Previous Month, Business Surveys, Total excl. Food, Beverages and Tobacco	Europe	Industry	Present Situation	Ifo - Institute for Economic Research, University of Munich	Monthly	1	level,diff_level	1
IFO, Germany, Manufacturing Industry, Expectations With Regard to Employees in the Next 3 Months, Business Surveys, Total excl. Food, Beverages and Tobacco	Europe	Industry	Expectations	Ifo - Institute for Economic Research, University of Munich	Monthly	1	level,diff_level	1
IFO, Germany, Manufacturing Industry, Expectations With Regard to Export Business in the Next 3 Months, Business Surveys, Total excl. Food, Beverages and Tobacco	Europe	Industry	Expectations	Ifo - Institute for Economic Research, University of Munich	Monthly	1	level,diff_level	1
Sweden, Business Surveys, Purchasing Managers Index, Manufacturing Sector, Import	Europe	Industry	Present Situation	Swedbank and Sif	Monthly	1	level,diff_level	1

IFO, Germany, Manufacturing Industry, Demand Situation Compared to the Previous Month, Business Surveys, Total	Europe	Industry	Present Situation	Ifo - Institute for Economic Research, University of Munich	Monthly	1	level;diff_level	1
IFO, Germany, Manufacturing Industry, Assessment of Foreign Orders On Hand, Business Surveys, Poor	Europe	Industry	Present Situation	Ifo - Institute for Economic Research, University of Munich	Monthly	0	level;diff_level	1
IFO, Germany, Manufacturing Industry, Assessment of Inventories, Business Surveys, Total	Europe	Industry	Present Situation	Ifo - Institute for Economic Research, University of Munich	Monthly	-1	level;diff_level	1
IFO, Germany, Manufacturing Industry, Assessment of the Orders in Hand, Business Surveys, Total	Europe	Industry	Present Situation	Ifo - Institute for Economic Research, University of Munich	Monthly	1	level;diff_level	1
IFO, Germany, Manufacturing Industry, Assessment of the Orders in Hand, Business Surveys, Poor	Europe	Industry	Present Situation	Ifo - Institute for Economic Research, University of Munich	Monthly	0	level;diff_level	1
IFO, Germany, Manufacturing Industry, Orders On Hand Compared to the Previous Month, Business Surveys, Total	Europe	Industry	Present Situation	Ifo - Institute for Economic Research, University of Munich	Monthly	1	level;diff_level	1
IFO, Germany, Manufacturing Industry, Expectations With Regard to Production Activity in the Next 3 Months, Business Surveys, Total	Europe	Industry	Expectations	Ifo - Institute for Economic Research, University of Munich	Monthly	1	level;diff_level	1
Spain, Business Surveys, Construction Sector, Housing, Production	Europe	Construction	Present Situation	Ministry of Industry, Tourism and Trade, Spain	Monthly	0	level;diff_level	2
Spain, Business Surveys, Construction Sector, Total Expected Trend Next Three Months, Order	Europe	Construction	Expectations	Ministry of Industry, Tourism and Trade, Spain	Monthly	1	level;diff_level	2
Spain, Business Surveys, Construction Sector, Total Expected Trend Next Three Months, Production	Europe	Construction	Expectations	Ministry of Industry, Tourism and Trade, Spain	Monthly	1	level;diff_level	2
Nicaragua, Economic Activity, Agriculture, Index, 2006 = 100	Western Hemisphere	Industry	Confidence	Banco Central de Nicaragua	Monthly	1	level;diff_level	2
Nicaragua, Economic Activity, Construction, Index, 2006 = 100	Western Hemisphere	Construction	Confidence	Banco Central de Nicaragua	Monthly	0	diff_level	6
Poland, Business Surveys, Real Estate Activities, Business Climate Index	Europe	Economy	Confidence	Central Statistical Office, Poland	Monthly	1	level;diff_level	6
Nicaragua, Economic Activity, Financial Intermediation, Index, 2006 = 100	Western Hemisphere	Services	Confidence	Banco Central de Nicaragua	Monthly	-1	diff_log	6
Australia, Business Surveys, NAB, Business Conditions, Total	Asia & Pacific & Africa	Economy	Confidence	Banco Central de Nicaragua	Monthly	1	level;diff_level	6
Australia, Business Surveys, NAB, Export, Exporters Sales, Total	Asia & Pacific & Africa	Economy	Present Situation	National Australia Bank	Monthly	1	level;diff_level	2
Australia, Business Surveys, NAB, Forward Orders, Total	Asia & Pacific & Africa	Economy	Confidence	National Australia Bank	Monthly	1	level;diff_level	2
Australia, Business Surveys, NAB, Forward Orders, Total	Asia & Pacific & Africa	Economy	Present Situation	National Australia Bank	Monthly	1	level;diff_level	2
Australia, Business Surveys, NAB, Price of Final Products, Total	Asia & Pacific & Africa	Economy	Present Situation	National Australia Bank	Monthly	0	level;diff_level	2
Australia, Business Surveys, NAB, Profitability, Total	Asia & Pacific & Africa	Economy	Present Situation	National Australia Bank	Monthly	1	level;diff_level	2
Australia, Business Surveys, NAB, Purchase Costs, Total	Asia & Pacific & Africa	Economy	Present Situation	National Australia Bank	Monthly	1	level;diff_level	2
Australia, Business Surveys, NAB, Stocks, Total	Asia & Pacific & Africa	Economy	Present Situation	National Australia Bank	Monthly	-1	level;diff_level	2
China, Business Surveys, Purchasing Managers Index, Manufacturing Sector, From NBS of China, Employment, SA, Index	Asia & Pacific & Africa	Industry	Present Situation	National Bureau of Statistics of China	Monthly	1	level;diff_level	1
China, Business Surveys, Purchasing Managers Index, Manufacturing Sector, From NBS of China, Imports, SA, Index	Asia & Pacific & Africa	Industry	Present Situation	National Bureau of Statistics of China	Monthly	1	level;diff_level	1
Greece, Survey : Manufacturing - Prospects, Exports (Next 3-4 Months)	Europe	Industry	Expectations	National Bureau of Statistics of China	Monthly	1	level;diff_level	1
China, Business Surveys, Purchasing Managers Index, Manufacturing Sector, From NBS of China, Input Prices, SA, Index	Asia & Pacific & Africa	Industry	Present Situation	National Bureau of Statistics of China	Monthly	1	level;diff_level	2
China, Business Surveys, Purchasing Managers Index, Manufacturing Sector, From NBS of China, New Orders, SA, Index	Asia & Pacific & Africa	Industry	Present Situation	National Bureau of Statistics of China	Monthly	1	level;diff_level	1
China, Business Surveys, Purchasing Managers Index, Manufacturing Sector, From NBS of China, Output, SA, Index	Asia & Pacific & Africa	Industry	Present Situation	National Bureau of Statistics of China	Monthly	1	level;diff_level	1
China, Business Surveys, Purchasing Managers Index, Manufacturing Sector, From NBS of China, Purchases of Inputs, SA, Index	Asia & Pacific & Africa	Industry	Present Situation	National Bureau of Statistics of China	Monthly	1	level;diff_level	1
Retail Trade Survey, Total, Expected Business Situation, Finland, Balance	Europe	Retail & Wholesale Trade	Expectations	DG ECFIN - Directorate General for Economic and Financial Affairs	Monthly	1	level;diff_level	2

Retail Trade Survey, Total, Present Business Situation, Lithuania, Balance	Europe	Retail & Wholesale Trade	Present Situation	DG ECFIN - Directorate General for Economic and Financial Affairs		Monthly	1	level;diff_level	2
Retail Trade Survey, Total, Present Business Situation, Poland, Balance	Europe	Retail & Wholesale Trade	Present Situation	DG ECFIN - Directorate General for Economic and Financial Affairs		Monthly	1	level;diff_level	2
Retail Trade Survey, Total, Present Business Situation, Portugal, Balance	Europe	Retail & Wholesale Trade	Present Situation	DG ECFIN - Directorate General for Economic and Financial Affairs		Monthly	1	level;diff_level	2
China, Business Surveys, Purchasing Managers Index, Manufacturing Sector, From NBS of China, Stocks of Finished Products, SA, Index	Asia & Pacific & Africa	Industry	Present Situation	National Bureau of Statistics of China		Monthly	1	level;diff_level	1
China, Business Surveys, Purchasing Managers Index, Manufacturing Sector, From NBS of China, Stocks of Major Inputs, SA, Index	Asia & Pacific & Africa	Industry	Present Situation	National Bureau of Statistics of China		Monthly	1	level;diff_level	1
Retail Trade Survey, Total, Present Business Situation, France, Balance	Europe	Retail & Wholesale Trade	Present Situation	DG ECFIN - Directorate General for Economic and Financial Affairs		Monthly	1	level;diff_level	2
Retail Trade Survey, Total, Present Business Situation, Germany, Balance	Europe	Retail & Wholesale Trade	Present Situation	DG ECFIN - Directorate General for Economic and Financial Affairs		Monthly	0	level;diff_level	2
Retail Trade Survey, Total, Present Business Situation, Greece, Balance	Europe	Retail & Wholesale Trade	Present Situation	DG ECFIN - Directorate General for Economic and Financial Affairs		Monthly	1	level;diff_level	2
Retail Trade Survey, Total, Present Business Situation, Italy, Balance	Europe	Retail & Wholesale Trade	Present Situation	DG ECFIN - Directorate General for Economic and Financial Affairs		Monthly	1	level;diff_level	2
Retail Trade Survey, Total, Present Business Situation, Latvia, Balance	Europe	Retail & Wholesale Trade	Present Situation	DG ECFIN - Directorate General for Economic and Financial Affairs		Monthly	1	level;diff_level	2
Retail Trade Survey, Total, Present Business Situation, Slovak Republic, Balance	Europe	Retail & Wholesale Trade	Present Situation	DG ECFIN - Directorate General for Economic and Financial Affairs		Monthly	1	level;diff_level	2
Retail Trade Survey, Total, Present Business Situation, Sweden, Balance	Europe	Retail & Wholesale Trade	Present Situation	DG ECFIN - Directorate General for Economic and Financial Affairs		Monthly	1	level;diff_level	2
Slovak Republic, Business Surveys, Retail Sector, Selling Price Expectation	Europe	Retail & Wholesale Trade	Expectations	Statistical Office of the Slovak Republic		Monthly	0	level;diff_level	1
Retail Trade Survey, Total, Expected Business Situation, Cyprus, Balance	Europe	Retail & Wholesale Trade	Expectations	DG ECFIN - Directorate General for Economic and Financial Affairs		Monthly	1	level;diff_level	2
Norway, Business Surveys, Purchasing Managers Index, Manufacturing Sector, New Orders, Export Market	Europe	Industry	Present Situation	NIMMA - Norwegian Association of Purchasing and Logistics and Fokus Bank		Monthly	1	level;diff_level	1
Norway, Business Surveys, Purchasing Managers Index, Manufacturing Sector, Stocks of Finished Goods	Europe	Industry	Present Situation	NIMMA - Norwegian Association of Purchasing and Logistics and Fokus Bank		Monthly	1	level;diff_level	1
Norway, Business Surveys, Purchasing Managers Index, Manufacturing Sector, Suppliers Delivery Times	Europe	Industry	Present Situation	NIMMA - Norwegian Association of Purchasing and Logistics and Fokus Bank		Monthly	1	level;diff_level	1
Poland, Business Surveys, Real Estate Activities, Diagnosis, Demand	Europe	Economy	Present Situation	Central Statistical Office, Poland		Monthly	1	level;diff_level	1
Norway, Business Surveys, Purchasing Managers Index, Manufacturing Sector, New Orders, Total	Europe	Industry	Present Situation	NIMMA - Norwegian Association of Purchasing and Logistics and Fokus Bank		Monthly	1	level;diff_level	1
Norway, Business Surveys, Purchasing Managers Index, Manufacturing Sector, Stocks of Purchases	Europe	Industry	Present Situation	NIMMA - Norwegian Association of Purchasing and Logistics and Fokus Bank		Monthly	1	level;diff_level	1
Norway, Business Surveys, Purchasing Managers Index, Manufacturing Sector, New Orders, Domestic Market	Europe	Industry	Present Situation	NIMMA - Norwegian Association of Purchasing and Logistics and Fokus Bank		Monthly	1	level;diff_level	1
Sweden, Business Surveys, Purchasing Managers Index, Services Sector, Back-Log of Orders	Europe	Services	Present Situation	Svebank and Sif		Monthly	1	level;diff_level	2
Sweden, Business Surveys, Purchasing Managers Index, Services Sector, Business Activity	Europe	Services	Confidence	Svebank and Sif		Monthly	1	level;diff_level	2
Sweden, Business Surveys, Purchasing Managers Index, Services Sector, Delivery Times	Europe	Services	Present Situation	Svebank and Sif		Monthly	1	level;diff_level	2
Sweden, Business Surveys, Purchasing Managers Index, Services Sector, Employment	Europe	Services	Present Situation	Svebank and Sif		Monthly	1	level;diff_level	2
Retail Trade Survey, Total, Present Business Situation, United Kingdom, Balance	Europe	Retail & Wholesale Trade	Present Situation	DG ECFIN - Directorate General for Economic and Financial Affairs		Monthly	1	level;diff_level	2
Retail Trade Survey, Total, Expected Business Situation, Hungary, Balance	Europe	Retail & Wholesale Trade	Expectations	DG ECFIN - Directorate General for Economic and Financial Affairs		Monthly	1	level;diff_level	2
Retail Trade Survey, Total, Expected Business Situation, Austria, Balance	Europe	Retail & Wholesale Trade	Expectations	DG ECFIN - Directorate General for Economic and Financial Affairs		Monthly	1	level;diff_level	2
Retail Trade Survey, Total, Expected Business Situation, Belgium, Balance	Europe	Retail & Wholesale Trade	Expectations	DG ECFIN - Directorate General for Economic and Financial Affairs		Monthly	1	level;diff_level	2
Retail Trade Survey, Total, Expected Business Situation, Bulgaria, Balance	Europe	Retail & Wholesale Trade	Expectations	DG ECFIN - Directorate General for Economic and Financial Affairs		Monthly	1	level;diff_level	2
Retail Trade Survey, Total, Expected Business Situation, Czech Republic, Balance	Europe	Retail & Wholesale Trade	Expectations	DG ECFIN - Directorate General for Economic and Financial Affairs		Monthly	1	level;diff_level	2
Retail Trade Survey, Total, Expected Business Situation, Estonia, Balance	Europe	Retail & Wholesale Trade	Expectations	DG ECFIN - Directorate General for Economic and Financial Affairs		Monthly	1	level;diff_level	2
Bulgaria, Business Surveys, Business Climate, Total Business Climate Indicator	Europe	Economy	Confidence	National Statistical Institute of Bulgaria		Monthly	1	level;diff_level	1
Spain, Business Surveys, Industry Sector, Total, Order Books, Foreign Orders	Europe	Industry	Present Situation	Ministry of Industry, Tourism and Trade, Spain		Monthly	1	level;diff_level	2

Spain, Business Surveys, Industry Sector, Total, Order Books, Total	Europe	Industry	Present Situation	Ministry of Industry, Tourism and Trade, Spain	Monthly	1	level,diff_level	2
Spain, Business Surveys, Service Sector, Order Intentions to Suppliers - Trend in Next Six Months	Europe	Services	Expectations	Ministry of the Economy and Finance, Spain	Monthly	1	level,diff_level	2
Slovak Republic, Business Surveys, Service Sector, Price Expectations	Europe	Services	Expectations	Statistical Office of the Slovak Republic	Monthly	0	level,diff_level	1
Retail Trade Survey, Total, Expected Business Situation, France, Balance	Europe	Retail & Wholesale Trade	Expectations	DG ECFIN - Directorate General for Economic and Financial Affairs	Monthly	1	level,diff_level	2
Retail Trade Survey, Total, Expected Business Situation, Germany, Balance	Europe	Retail & Wholesale Trade	Expectations	DG ECFIN - Directorate General for Economic and Financial Affairs	Monthly	1	level,diff_level	2
Retail Trade Survey, Total, Present Business Situation, Austria, Balance	Europe	Retail & Wholesale Trade	Present Situation	DG ECFIN - Directorate General for Economic and Financial Affairs	Monthly	1	level,diff_level	2
Mexico, Business Surveys, Manufacturing Sector, Producer Confidence Index (ICP), Current Economic Situation of the Company, Index	Western Hemisphere	Industry	Present Situation	INEGI - Instituto Nacional de Estadística, Geografía e Informática, Mexico	Monthly	1	level,diff_level	1
Mexico, Business Surveys, Manufacturing Sector, Producer Confidence Index (ICP), Current Economic Situation of the Country, Index	Western Hemisphere	Industry	Present Situation	INEGI - Instituto Nacional de Estadística, Geografía e Informática, Mexico	Monthly	1	level,diff_level	1
Portugal, Business Surveys, Trade, Business Confidence Index, Retail	Europe	Retail & Wholesale Trade	Confidence	INE - National Institute of Statistics, Portugal	Monthly	1	level,diff_level	1
Mexico, Business Surveys, Manufacturing Sector, Producer Confidence Index (ICP), Future Economic Situation of the Country, Index	Western Hemisphere	Industry	Expectations	INEGI - Instituto Nacional de Estadística, Geografía e Informática, Mexico	Monthly	1	level,diff_level	1
Mexico, Business Surveys, Manufacturing Sector, Producer Confidence Index (ICP), Total, Index	Western Hemisphere	Industry	Confidence	INEGI - Instituto Nacional de Estadística, Geografía e Informática, Mexico	Monthly	1	level,diff_level	1
Mexico, Business Surveys, Manufacturing Sector, Producer Confidence Index (ICP), Appropriate Moment For Investing, Index	Western Hemisphere	Industry	Confidence	INEGI - Instituto Nacional de Estadística, Geografía e Informática, Mexico	Monthly	1	level,diff_level	1
Spain, Business Surveys, Industry Sector, Total, Expected Trend in Production	Europe	Industry	Expectations	Ministry of Industry, Tourism and Trade, Spain	Monthly	1	level,diff_level	2
Credit Suisse Purchasing Managers Index, Switzerland, Purchasing Managers Index	Europe	Economy	Confidence	Credit Suisse Group	Monthly	1	level,diff_level	1
Sweden, Business Surveys, Purchasing Managers Index, Manufacturing Sector, Employment	Europe	Industry	Present Situation	Swedbank and Sif	Monthly	1	level,diff_level	1
Sweden, Business Surveys, Purchasing Managers Index, Manufacturing Sector, New Orders, Domestic Market	Europe	Industry	Present Situation	Swedbank and Sif	Monthly	1	level,diff_level	1
Sweden, Business Surveys, Purchasing Managers Index, Manufacturing Sector, New Orders, Export Market	Europe	Industry	Present Situation	Swedbank and Sif	Monthly	1	level,diff_level	1
Sweden, Business Surveys, Purchasing Managers Index, Manufacturing Sector, New Orders, Total	Europe	Industry	Present Situation	Swedbank and Sif	Monthly	1	level,diff_level	1
Credit Suisse Purchasing Managers Index, Switzerland, Purchasing Managers Index - Output	Europe	Economy	Present Situation	Credit Suisse Group	Monthly	1	level,diff_level	1
Sweden, Business Surveys, Purchasing Managers Index, Manufacturing Sector, Planned Output Next Six Months	Europe	Industry	Present Situation	Swedbank and Sif	Monthly	1	level,diff_level	1
Sweden, Business Surveys, Purchasing Managers Index, Manufacturing Sector, Output	Europe	Industry	Present Situation	Swedbank and Sif	Monthly	1	level,diff_level	1
Credit Suisse Purchasing Managers Index, Switzerland, Purchasing Managers Index - Quantity of Purchases	Europe	Economy	Present Situation	Credit Suisse Group	Monthly	1	level,diff_level	1
Sweden, Business Surveys, Purchasing Managers Index, Manufacturing Sector, Stocks of Purchases	Europe	Industry	Present Situation	Swedbank and Sif	Monthly	1	level,diff_level	1
Credit Suisse Purchasing Managers Index, Switzerland, Purchasing Managers Index - Stocks of Purchases	Europe	Economy	Present Situation	Credit Suisse Group	Monthly	1	level,diff_level	1
Sweden, Business Surveys, Purchasing Managers Index, Manufacturing Sector, Suppliers Delivery Times	Europe	Industry	Present Situation	Swedbank and Sif	Monthly	1	level,diff_level	1
Sweden, Business Surveys, Purchasing Managers Index, Manufacturing Sector, Total	Europe	Industry	Present Situation	Swedbank and Sif	Monthly	1	level,diff_level	1
Mexico, Business Surveys, Manufacturing Sector, Purchasing Managers Index, Index	Western Hemisphere	Industry	Confidence	INEGI - Instituto Nacional de Estadística, Geografía e Informática, Mexico	Monthly	1	level,diff_level	1
Poland, Business Surveys, Retail Sector, Forecast, General Economic Situation	Europe	Retail & Wholesale Trade	Expectations	Central Statistical Office, Poland	Monthly	1	level,diff_level	1
Mexico, Business Surveys, Manufacturing Sector, Purchasing Managers Index (Purchasing Managers Index), Employment Level, Index	Western Hemisphere	Industry	Present Situation	INEGI - Instituto Nacional de Estadística, Geografía e Informática, Mexico	Monthly	1	level,diff_level	1
Retail Trade Survey, Total, Present Business Situation, Belgium, Balance	Europe	Retail & Wholesale Trade	Present Situation	DG ECFIN - Directorate General for Economic and Financial Affairs	Monthly	1	level,diff_level	2
Mexico, Business Surveys, Manufacturing Sector, Purchasing Managers Index (Purchasing Managers Index), Inventories, Index	Western Hemisphere	Industry	Present Situation	INEGI - Instituto Nacional de Estadística, Geografía e Informática, Mexico	Monthly	1	level,diff_level	1

Mexico, Business Surveys, Manufacturing Sector, Purchasing Managers Index, New Orders, Index	Western Hemisphere	Industry	Present Situation	INEGI - Instituto Nacional de Estadística, Geografía e Informática, Mexico	Monthly	1	level;diff_level	1
Mexico, Business Surveys, Manufacturing Sector, Purchasing Managers Index, Production Level, Index	Western Hemisphere	Industry	Present Situation	INEGI - Instituto Nacional de Estadística, Geografía e Informática, Mexico	Monthly	1	level;diff_level	1
Mexico, Business Surveys, Manufacturing Sector, Purchasing Managers Index (Purchasing Managers Index), Supplier Deliveries, Index	Western Hemisphere	Industry	Present Situation	INEGI - Instituto Nacional de Estadística, Geografía e Informática, Mexico	Monthly	1	level;diff_level	1
Norway, Business Surveys, Purchasing Managers Index, Manufacturing Sector, Employment	Europe	Industry	Present Situation	NIMA - Norwegian Association of Purchasing and Logistics and Fokus Bank	Monthly	1	level;diff_level	1
Sweden, Business Surveys, Purchasing Managers Index, Services Sector, New Orders	Europe	Services	Present Situation	Swedbank and Sif	Monthly	1	level;diff_level	2
Sweden, Business Surveys, Purchasing Managers Index, Services Sector, Planned Business Activity	Europe	Services	Expectations	Swedbank and Sif	Monthly	1	level;diff_level	2
Business Cycle Indicators, United States, Ratio, Coincident Index to Lagging Index, Index, 2010 = 100	Western Hemisphere	Economy	Confidence	The Conference Board	Monthly	1	level;diff_level	3
Poland, Business Surveys, Real Estate Activities, Forecast, Employment	Europe	Economy	Expectations	Central Statistical Office, Poland	Monthly	1	level;diff_level	1
Poland, Business Surveys, Real Estate Activities, Diagnosis, Financial Obligations	Europe	Economy	Present Situation	Central Statistical Office, Poland	Monthly	1	level;diff_level	1
Poland, Business Surveys, Real Estate Activities, Forecast, General Economic Situation	Europe	Economy	Expectations	Central Statistical Office, Poland	Monthly	1	level;diff_level	1
Poland, Business Surveys, Real Estate Activities, Diagnosis, Sales	Europe	Economy	Present Situation	Central Statistical Office, Poland	Monthly	-1	level;diff_level	1
Poland, Business Surveys, Retail Sector, Diagnosis, Financial Obligations	Europe	Retail & Wholesale Trade	Present Situation	Central Statistical Office, Poland	Monthly	1	level;diff_level	1
Poland, Business Surveys, Retail Sector, Forecast, Financial Obligations	Europe	Retail & Wholesale Trade	Expectations	Central Statistical Office, Poland	Monthly	1	level;diff_level	1
Poland, Business Surveys, Retail Sector, Diagnosis, General Economic Situation	Europe	Retail & Wholesale Trade	Present Situation	Central Statistical Office, Poland	Monthly	1	level;diff_level	1
Retail Trade Survey, Total, Present Business Situation, Hungary, Balance	Europe	Retail & Wholesale Trade	Present Situation	DG ECFIN - Directorate General for Economic and Financial Affairs	Monthly	1	level;diff_level	2
Greece, Survey : Construction - Building Activity, Public Buildings	Europe	Construction	Present Situation	Bank of Greece	Monthly	1	level;diff_level	2
Retail Trade Survey, Total, Present Business Situation, Bulgaria, Balance	Europe	Retail & Wholesale Trade	Present Situation	DG ECFIN - Directorate General for Economic and Financial Affairs	Monthly	1	level;diff_level	2
Retail Trade Survey, Total, Present Business Situation, Cyprus, Balance	Europe	Retail & Wholesale Trade	Present Situation	DG ECFIN - Directorate General for Economic and Financial Affairs	Monthly	1	level;diff_level	2
Retail Trade Survey, Total, Present Business Situation, Czech Republic, Balance	Europe	Retail & Wholesale Trade	Present Situation	DG ECFIN - Directorate General for Economic and Financial Affairs	Monthly	1	level;diff_level	2
Retail Trade Survey, Total, Present Business Situation, Estonia, Balance	Europe	Retail & Wholesale Trade	Present Situation	DG ECFIN - Directorate General for Economic and Financial Affairs	Monthly	1	level;diff_level	2
Retail Trade Survey, Total, Present Business Situation, Finland, Balance	Europe	Retail & Wholesale Trade	Present Situation	DG ECFIN - Directorate General for Economic and Financial Affairs	Monthly	1	level;diff_level	2
Retail Trade Survey, Total, Expected Business Situation, Greece, Balance	Europe	Retail & Wholesale Trade	Expectations	DG ECFIN - Directorate General for Economic and Financial Affairs	Monthly	1	level;diff_level	2
Retail Trade Survey, Total, Expected Business Situation, Italy, Balance	Europe	Retail & Wholesale Trade	Expectations	DG ECFIN - Directorate General for Economic and Financial Affairs	Monthly	1	level;diff_level	2
Retail Trade Survey, Total, Expected Business Situation, Latvia, Balance	Europe	Retail & Wholesale Trade	Expectations	DG ECFIN - Directorate General for Economic and Financial Affairs	Monthly	1	level;diff_level	2
Retail Trade Survey, Total, Expected Business Situation, Lithuania, Balance	Europe	Retail & Wholesale Trade	Expectations	DG ECFIN - Directorate General for Economic and Financial Affairs	Monthly	1	level;diff_level	2
Retail Trade Survey, Total, Expected Business Situation, Poland, Balance	Europe	Retail & Wholesale Trade	Expectations	DG ECFIN - Directorate General for Economic and Financial Affairs	Monthly	1	level;diff_level	2
Retail Trade Survey, Total, Expected Business Situation, Portugal, Balance	Europe	Retail & Wholesale Trade	Expectations	DG ECFIN - Directorate General for Economic and Financial Affairs	Monthly	1	level;diff_level	2
Retail Trade Survey, Total, Expected Business Situation, Romania, Balance	Europe	Retail & Wholesale Trade	Expectations	DG ECFIN - Directorate General for Economic and Financial Affairs	Monthly	1	level;diff_level	2
Retail Trade Survey, Total, Expected Business Situation, Slovak Republic, Balance	Europe	Retail & Wholesale Trade	Expectations	DG ECFIN - Directorate General for Economic and Financial Affairs	Monthly	1	level;diff_level	2
Retail Trade Survey, Total, Expected Business Situation, Slovenia, Balance	Europe	Retail & Wholesale Trade	Expectations	DG ECFIN - Directorate General for Economic and Financial Affairs	Monthly	1	level;diff_level	2
Retail Trade Survey, Total, Expected Business Situation, Sweden, Balance	Europe	Retail & Wholesale Trade	Expectations	DG ECFIN - Directorate General for Economic and Financial Affairs	Monthly	1	level;diff_level	2
Retail Trade Survey, Total, Expected Business Situation, United Kingdom, Balance	Europe	Retail & Wholesale Trade	Expectations	DG ECFIN - Directorate General for Economic and Financial Affairs	Monthly	1	level;diff_level	2
Slovak Republic, Business Surveys, Retail Sector, Employment Expectation	Europe	Retail & Wholesale Trade	Expectations	Statistical Office of the Slovak Republic	Monthly	1	level;diff_level	1
Slovak Republic, Business Surveys, Retail Sector, Business Activity Expectation	Europe	Retail & Wholesale Trade	Expectations	Statistical Office of the Slovak Republic	Monthly	1	level;diff_level	1
Slovak Republic, Business Surveys, Retail Sector, Limiting Factors : Competition	Europe	Retail & Wholesale Trade	Present Situation	Statistical Office of the Slovak Republic	Monthly	1	level;diff_level	4

Slovak Republic, Business Surveys, Retail Sector, Limiting Factors : Heavy Expenses	Europe	Retail & Wholesale Trade	Present Situation	Statistical Office of the Slovak Republic	Monthly	1	level,diff_level	4
Slovak Republic, Business Surveys, Retail Sector, Limiting Factors : Other	Europe	Retail & Wholesale Trade	Present Situation	Statistical Office of the Slovak Republic	Monthly	1	level,diff_level	4
Slovak Republic, Business Surveys, Retail Sector, Limiting Factors : Shortage Qualified Employees	Europe	Retail & Wholesale Trade	Present Situation	Statistical Office of the Slovak Republic	Monthly	-1	level,diff_level	4
Slovak Republic, Business Surveys, Retail Sector, Limiting Factors : Unsuitable Logistics	Europe	Retail & Wholesale Trade	Present Situation	Statistical Office of the Slovak Republic	Monthly	1	level,diff_level	4
Slovak Republic, Business Surveys, Retail Sector, Orders Placed With Suppliers	Europe	Retail & Wholesale Trade	Present Situation	Statistical Office of the Slovak Republic	Monthly	1	level,diff_level	1
Slovak Republic, Business Surveys, Retail Sector, Turnover Expectation	Europe	Retail & Wholesale Trade	Expectations	Statistical Office of the Slovak Republic	Monthly	-1	level,diff_level	4
Slovak Republic, Business Surveys, Retail Sector, Volume of Stock	Europe	Retail & Wholesale Trade	Present Situation	Statistical Office of the Slovak Republic	Monthly	-1	level,diff_level	1
United Kingdom, Business Surveys, Royal Institution of Chartered Surveyors Housing Market, New Buyer Enquiries, England and Wales	Europe	Economy	Present Situation	RICS - The Royal Institution of Chartered Surveyors, United Kingdom	Monthly	1	level,diff_level	2
United Kingdom, Business Surveys, Royal Institution of Chartered Surveyors Housing Market, Average Stocks Per Surveyor, England and Wales	Europe	Economy	Present Situation	RICS - The Royal Institution of Chartered Surveyors, United Kingdom	Monthly	-1	level,diff_level	2
United Kingdom, Business Surveys, Royal Institution of Chartered Surveyors Housing Market, Average Stocks Per Surveyor, England and Wales	Europe	Economy	Present Situation	RICS - The Royal Institution of Chartered Surveyors, United Kingdom	Monthly	1	level,diff_level	2
United Kingdom, Business Surveys, Royal Institution of Chartered Surveyors Housing Market, Average Stocks Per Surveyor, England and Wales	Europe	Economy	Present Situation	RICS - The Royal Institution of Chartered Surveyors, United Kingdom	Monthly	1	level,diff_level	2
United Kingdom, Business Surveys, Royal Institution of Chartered Surveyors Housing Market, Average Stocks Per Surveyor, Yorkshire and Humberside	Europe	Economy	Present Situation	RICS - The Royal Institution of Chartered Surveyors, United Kingdom	Monthly	1	level,diff_level	2
United Kingdom, Business Surveys, Royal Institution of Chartered Surveyors Housing Market, Average Stocks Per Surveyor, London	Europe	Economy	Present Situation	RICS - The Royal Institution of Chartered Surveyors, United Kingdom	Monthly	-1	level,diff_level	2
United Kingdom, Business Surveys, Royal Institution of Chartered Surveyors Housing Market, Average Stocks Per Surveyor, Wales	Europe	Economy	Present Situation	RICS - The Royal Institution of Chartered Surveyors, United Kingdom	Monthly	-1	level,diff_level	2
France, Business Surveys, Business Climate, Overall	Europe	Economy	Confidence	INSEE - National Institute for Statistics and Economic Studies, France	Monthly	1	level,diff_level	1
United Kingdom, Business Surveys, Royal Institution of Chartered Surveyors Housing Market, Average Stocks Per Surveyor, Yorkshire and Humberside	Europe	Economy	Present Situation	RICS - The Royal Institution of Chartered Surveyors, United Kingdom	Monthly	-1	level,diff_level	2
United Kingdom, Business Surveys, Royal Institution of Chartered Surveyors Housing Market, New Buyer Enquiries, Wales	Europe	Economy	Present Situation	RICS - The Royal Institution of Chartered Surveyors, United Kingdom	Monthly	1	level,diff_level	2
Slovak Republic, Business Surveys, Construction Sector, Limiting Factors : Shortage of Labour Force	Europe	Construction	Present Situation	Statistical Office of the Slovak Republic	Monthly	-1	level,diff_level	1
United Kingdom, Business Surveys, Royal Institution of Chartered Surveyors Housing Market, New Buyer Enquiries, Yorkshire and Humberside	Europe	Economy	Present Situation	RICS - The Royal Institution of Chartered Surveyors, United Kingdom	Monthly	1	level,diff_level	2

United States, American Association of Individual Investors, Allocation Survey, Bond Funds	Western Hemisphere	Services	Present Situation	AAll - The American Association of Individual Investors	Monthly	-1	level,diff_level	2
United States, American Association of Individual Investors, Allocation Survey, Bonds	Western Hemisphere	Services	Present Situation	AAll - The American Association of Individual Investors	Monthly	0	diff_log	2
New Zealand, Business Surveys, All Sectors, Activity Outlook, Index	Asia & Pacific & Africa	Economy	Confidence	Australia and New Zealand Banking Group	Monthly	1	level,diff_level	1
New Zealand, Business Surveys, Service Sector, Exports, Index	Asia & Pacific & Africa	Services	Expectations	Australia and New Zealand Banking Group	Monthly	1	level,diff_level	1
Business Cycle Indicators, United States, Average Prime Rate Charged by Banks	Western Hemisphere	Services	Present Situation	The Conference Board	Monthly	0	level,diff_level	2
Sweden, Retail Trade, Goods in Stock, Present Situation Assessment	Europe	Retail & Wholesale Trade	Present Situation	NIER - National Institute of Economic Research, Sweden	Monthly	1	level,diff_level	1
Sweden, Retail Trade, Number of Employees, Outcome	Europe	Retail & Wholesale Trade	Present Situation	NIER - National Institute of Economic Research, Sweden	Monthly	1	level,diff_level	1
Sweden, Retail Trade, Sales Situation, Present Situation Assessment	Europe	Retail & Wholesale Trade	Present Situation	NIER - National Institute of Economic Research, Sweden	Monthly	1	level,diff_level	1
United Kingdom, Business Surveys, Bank of England Agents Summary of Business Conditions, Output ; Construction	Europe	Construction	Present Situation	Bank of England	Monthly	1	level,diff_level	2
Sweden, Retail Trade, Sales Situation Six Months Ahead, Expectations	Europe	Retail & Wholesale Trade	Expectations	NIER - National Institute of Economic Research, Sweden	Monthly	1	level,diff_level	1
Sweden, Total Industry, Number of Employees, Expectations	Europe	Industry	Expectations	NIER - National Institute of Economic Research, Sweden	Monthly	1	level,diff_level	1
Sweden, Total Industry, Demand, Present Situation Assessment	Europe	Industry	Present Situation	NIER - National Institute of Economic Research, Sweden	Monthly	1	level,diff_level	1
Portugal, Business Surveys, Service Sector, Business Confidence Index	Europe	Services	Confidence	INE - National Institute of Statistics, Portugal	Monthly	1	level,diff_level	1
Portugal, Business Surveys, Trade, Business Confidence Index, Wholesale	Europe	Retail & Wholesale Trade	Confidence	INE - National Institute of Statistics, Portugal	Monthly	1	level,diff_level	1
Mexico, Business Surveys, Private Sector, Factors of Limitation, Accessibility of Domestic Financing	Western Hemisphere	Economy	Present Situation	Banco de Mexico	Monthly	-1	level,diff_level	1
Macedonia, the Former Yugoslav Republic of, Business Surveys, Industry Sector, Current Situation, Assessment, Stocks of Finished Products	Europe	Industry	Present Situation	State Statistical Office, Republic of Macedonia	Monthly	-1	level,diff_level	3
Chile, Business Confidence	Western Hemisphere	Economy	Confidence	Chilean Institute of Rational Administration of Enterprises	Monthly	1	level,diff_level	2
United States, New York Federal, Business Leaders Survey, Future Wages, Diffusion, Index	Western Hemisphere	Economy	Expectations	Federal Reserve Bank of New York	Monthly	1	level,diff_level	1
Slovak Republic, Business Surveys, Retail Sector, Limiting Factors : None	Europe	Retail & Wholesale Trade	Present Situation	Statistical Office of the Slovak Republic	Monthly	1	diff_level	4
United Kingdom, Business Surveys, Royal Institution of Chartered Surveyors Housing Market, New Buyer Enquires, London	Europe	Economy	Present Situation	RICS - The Royal Institution of Chartered Surveyors, United Kingdom	Monthly	-1	level,diff_level	2
Greece, Survey : Construction - Order Book Production Scheduled, Public	Europe	Construction	Present Situation	RICS - The Royal Institution of Chartered Surveyors, United Kingdom	Monthly	1	level,diff_level	2
United Kingdom, Business Surveys, Royal Institution of Chartered Surveyors Housing Market, New Buyer Enquires, Scotland	Europe	Economy	Present Situation	RICS - The Royal Institution of Chartered Surveyors, United Kingdom	Monthly	-1	level,diff_level	2
United Kingdom, Business Surveys, Royal Institution of Chartered Surveyors Housing Market, Price, Yorkshire and Humberside	Europe	Economy	Present Situation	RICS - The Royal Institution of Chartered Surveyors, United Kingdom	Monthly	0	level,diff_level	2
South Africa, Business Surveys, Sacci (Former Sacobi), Business Confidence Index, Index, 2015 = 100	Asia & Pacific & Africa	Economy	Confidence	SACCI - South African Chamber of Commerce and Industry	Monthly	1	level,diff_level	2
Services Survey, Total, Business Situation Development Over the Past 3 Months, Finland, Balance	Europe	Services	Present Situation	DG ECFIN - Directorate General for Economic and Financial Affairs	Monthly	1	level,diff_level	2
Services Survey, Total, Business Situation Development Over the Past 3 Months, France, Balance	Europe	Services	Present Situation	DG ECFIN - Directorate General for Economic and Financial Affairs	Monthly	1	level,diff_level	2
Slovenia, Business Surveys, Retail Sector, Business Conditions, Retail Trade, Total	Europe	Retail & Wholesale Trade	Confidence	Statistical Office of the Republic of Slovenia	Monthly	1	level,diff_level	1
Greece, Survey : Construction - Building Activity	Europe	Construction	Confidence	Bank of Greece	Monthly	1	level,diff_level	2
France, Business Surveys, Service Sector, Turning Point Indicator	Europe	Services	Confidence	INSEE - National Institute for Statistics and Economic Studies, France	Monthly	1	level,diff_level	1
Slovenia, Business Surveys, Construction Sector, Assured Work in Hand, Construction, Total	Europe	Construction	Present Situation	Statistical Office of the Republic of Slovenia	Monthly	1	level,diff_level	1
France, Business Surveys, Business Climate, Turning Point Indicator	Europe	Economy	Confidence	INSEE - National Institute for Statistics and Economic Studies, France	Monthly	1	level,diff_level	1
Italy, Services Survey : Central Italy - Orders, Net (Forecast)	Europe	Services	Expectations	Istat - National Institute of Statistics, Italy	Monthly	1	level,diff_level	1
IFO, Germany, Wholesale and Retail Trade, Assessment of the Business Situation, Wholesale Trade Altogether (incl. Imports), Business Surveys, Total excl. Food, Beverages and Tobacco	Europe	Retail & Wholesale Trade	Present Situation	Ifo - Institute for Economic Research, University of Munich	Monthly	1	level,diff_level	1
IFO, Germany, Wholesale and Retail Trade, Business Climate, Business Surveys, Wholesale Trade incl. Motor Vehicles	Europe	Retail & Wholesale Trade	Confidence	Ifo - Institute for Economic Research, University of Munich	Monthly	1	level,diff_level	1
New Zealand, Business NZ Performance of Services Index : Services, Index	Asia & Pacific & Africa	Services	Confidence	Business New Zealand/Markit Economics	Monthly	1	level,diff_level	2
Italy, Business Surveys, Manufacturing Sector, Expected Trend of the Economy, Total Business	Europe	Industry	Expectations	Istat - National Institute of Statistics, Italy	Monthly	1	level,diff_level	1
United Kingdom, Business Surveys, CBI Industrial Trends, Order Books, Current Situation	Europe	Industry	Present Situation	CBI - Confederation of British Industry	Monthly	1	level,diff_level	1

United States, Business Surveys, Chicago Federal CFMMI, National Activity Index, Three Months Moving Average, Index	Western Hemisphere	Economy	Confidence	Federal Reserve Bank of Chicago	Monthly	1	level;diff_level	2
Ifo, Germany, Construction Industry, Equipment and / or Capacity Utilization in %, Total Construction Industry, Business Surveys, Total, %	Europe	Construction	Present Situation	Ifo - Institute for Economic Research, University of Munich	Monthly	1	level;diff_level	1
Ifo, Germany, Construction Industry, Business Climate, Civil Engineering Altogether, Business Surveys, Total	Europe	Construction	Confidence	Ifo - Institute for Economic Research, University of Munich	Monthly	1	level;diff_level	1
Ifo, Germany, Construction Industry, Orders On Hand Comperd to the Previous Month, Total Construction Industry, Business Surveys, Total	Europe	Construction	Present Situation	Ifo - Institute for Economic Research, University of Munich	Monthly	1	level;diff_level	1
Ifo, Germany, Construction Industry, Business Climate, Public Building Construction, Business Surveys, Total	Europe	Construction	Confidence	Ifo - Institute for Economic Research, University of Munich	Monthly	1	level;diff_level	1
Turkey, Business Surveys, Real Sector, Total Amount of Orders (Past 3 Months), Index	Asia & Pacific & Africa	Economy	Present Situation	Central Bank of the Republic of Turkey	Monthly	1	level;diff_level	1
Turkey, Business Surveys, Real Sector, Total Employment (Next 3 Months), Index	Asia & Pacific & Africa	Economy	Expectations	Central Bank of the Republic of Turkey	Monthly	1	level;diff_level	1
Slovak Republic, Business Surveys, Construction Sector, Limiting Factors : Shortage of Material and / or Equipment	Europe	Construction	Present Situation	Statistical Office of the Slovak Republic	Monthly	1	level;diff_level	1
Italy, Business Surveys, Construction Sector, Civil Engineering : Firm's Total Employment Next 3 Months	Europe	Construction	Expectations	Istat - National Institute of Statistics, Italy	Monthly	1	level;diff_level	1
China, Confidence Indicators, Composite Indicators, Consumer - Confidence Indicator, SA	Asia & Pacific & Africa	Economy	Confidence	Main Economic Indicators,copyright OECD	Monthly	1	diff_log	4
Italy, CSC Survey : Industrial Production Expectations (Working Day Adjusted)	Europe	Industry	Expectations	Confindustria, Italy	Monthly	1	level;diff_level	2
Italy, CSC Survey : Industrial Production Expectations	Europe	Industry	Expectations	Confindustria, Italy	Monthly	1	level;diff_level	2
United States, Business Surveys, Dallas Federal, Volume of New Orders, Index	Western Hemisphere	Economy	Present Situation	Federal Reserve Bank of Dallas	Monthly	1	level;diff_level	1
United States, Business Surveys, New York Federal, Future Capital Expenditures, Index	Western Hemisphere	Economy	Expectations	Federal Reserve Bank of New York	Monthly	1	level;diff_level	1
United States, Business Surveys, New York Federal, Future Average Workweek, Index	Western Hemisphere	Economy	Expectations	Federal Reserve Bank of New York	Monthly	1	level;diff_level	1
United States, Business Surveys, New York Federal, Future Delivery Time, Index	Western Hemisphere	Economy	Expectations	Federal Reserve Bank of New York	Monthly	1	level;diff_level	1
United States, Business Surveys, New York Federal, Future Employment, Index	Western Hemisphere	Economy	Expectations	Federal Reserve Bank of New York	Monthly	1	level;diff_level	1
United States, Business Surveys, New York Federal, Future Inventories, Index	Western Hemisphere	Economy	Expectations	Federal Reserve Bank of New York	Monthly	1	level;diff_level	1
United States, Business Surveys, New York Federal, Future Technology Spending, Index	Western Hemisphere	Economy	Expectations	Federal Reserve Bank of New York	Monthly	1	level;diff_level	1
United States, Federal Reserve Bank Kansas City Manufacture Condition Survey, Present - New Orders	Western Hemisphere	Industry	Present Situation	Federal Reserve, United States	Monthly	1	level;diff_level	1
United States, Federal Reserve Bank Richmond Manufacture Condition Survey, Present - Average Workweek	Western Hemisphere	Industry	Present Situation	Federal Reserve, United States	Monthly	1	level;diff_level	1
United States, Federal Reserve Bank Richmond Manufacture Condition Survey, Present - Capacity Utilization	Western Hemisphere	Industry	Present Situation	Federal Reserve, United States	Monthly	1	level;diff_level	1
Ifo, Germany, Service Sector, Business Surveys, Development of the Business Situation During the Last 3 Month, Total	Europe	Services	Present Situation	Ifo - Institute for Economic Research, University of Munich	Monthly	1	level;diff_level	1
Industry Survey, Total Manufacturing, Industrial Confidence Indicator, Malta, Balance	Europe	Industry	Confidence	DG ECFIN - Directorate General for Economic and Financial Affairs	Monthly	1	level;diff_level	2
Industry Survey, Total Manufacturing, Industrial Confidence Indicator, Poland, Balance	Europe	Industry	Confidence	DG ECFIN - Directorate General for Economic and Financial Affairs	Monthly	1	level;diff_level	2
Industry Survey, Total Manufacturing, Employment Expectations, Romania, Balance	Europe	Industry	Expectations	DG ECFIN - Directorate General for Economic and Financial Affairs	Monthly	1	level;diff_level	2
Industry Survey, Total Manufacturing, Employment Expectations, Slovenia, Balance	Europe	Industry	Expectations	DG ECFIN - Directorate General for Economic and Financial Affairs	Monthly	1	level;diff_level	2
Industry Survey, Total Manufacturing, Export Order Books, United Kingdom, Balance	Europe	Industry	Present Situation	DG ECFIN - Directorate General for Economic and Financial Affairs	Monthly	1	level;diff_level	2
Industry Survey, Total Manufacturing, Production Expectations, Bulgaria, Balance	Europe	Industry	Expectations	DG ECFIN - Directorate General for Economic and Financial Affairs	Monthly	1	level;diff_level	2
Industry Survey, Total Manufacturing, Production Trend Observed in Recent Months, France, Balance	Europe	Industry	Present Situation	DG ECFIN - Directorate General for Economic and Financial Affairs	Monthly	1	level;diff_level	2

Industry Survey, Total Manufacturing, Selling Price Expectations, Spain, Balance, SA	Europe	Industry	Expectations	DG ECFIN - Directorate General for Economic and Financial Affairs	Monthly	0	level,diff_level	2
Industry Survey, Total Manufacturing, Selling Price Expectations, Sweden, Balance	Europe	Industry	Expectations	DG ECFIN - Directorate General for Economic and Financial Affairs	Monthly	0	level,diff_level	2
South Korea, Business Surveys, Keri, Cashflow, Construction, Actual, Weighted	Asia & Pacific & Africa	Construction	Present Situation	KERI - Korean Economic Research Institute	Monthly	1	level,diff_level	1
Industry Survey, Total Manufacturing, Stocks of Finished Products, Sweden, Balance	Europe	Industry	Present Situation	DG ECFIN - Directorate General for Economic and Financial Affairs	Monthly	-1	level,diff_level	2
United States, Business Surveys, Institute for Supply Management Manufacturing, Production Materials, 6 Months	Western Hemisphere	Industry	Expectations	ISM - Institute for Supply Management	Monthly	1	level,diff_level	1
South Korea, Business Surveys, Keri, Cashflow, Cash Flows, Construction, Prospects	Asia & Pacific & Africa	Construction	Expectations	KERI - Korean Economic Research Institute	Monthly	1	level,diff_level	0
South Korea, Business Surveys, Keri, Employment, Employment, Construction, Prospects	Asia & Pacific & Africa	Construction	Expectations	KERI - Korean Economic Research Institute	Monthly	1	level,diff_level	0
South Korea, Business Surveys, Keri, Export, Wholesale and Retail Trade, Construction, Prospects	Asia & Pacific & Africa	Retail & Wholesale Trade	Expectations	KERI - Korean Economic Research Institute	Monthly	1	level,diff_level	0
South Korea, Business Surveys, Keri, Investment, All Industries, Weighted Index, Prospects, Weighted	Asia & Pacific & Africa	Economy	Expectations	KERI - Korean Economic Research Institute	Monthly	1	level,diff_level	0
Switzerland, Business Surveys, Konjunkturforschungsstelle der ETH zürich, Expected Business Tendency, Next 6 Months	Europe	Economy	Expectations	KOF - Swiss Economic Institute	Monthly	1	level,diff_level	2
Switzerland, Konjunkturforschungsstelle der ETH zürich Retail Survey : Firms 45 + Employee - Customer Frequency (Compared To Previous Year)	Europe	Retail & Wholesale Trade	Present Situation	KOF - Swiss Economic Institute	Monthly	1	level,diff_level	2
Poland, Business Surveys, Manufacturing Sector, Business Climate Index	Europe	Industry	Confidence	Central Statistical Office, Poland	Monthly	1	level,diff_level	1
Australia, Consumer Surveys, Westpac - Melbourne Institute Survey, Family Finances Last 12 Months	Asia & Pacific & Africa	Economy	Present Situation	Westpac/Melbourne Institute	Monthly	1	level,diff_level	1
Australia, Consumer Surveys, Westpac - Melbourne Institute Survey, Unemployed Expectations, Metro	Asia & Pacific & Africa	Economy	Expectations	Westpac/Melbourne Institute	Monthly	-1	level,diff_level	1
IFO, Germany, Manufacturing Industry, Expectations With Regard to Business Developments in the Next 6 Months, Business Surveys, Total	Europe	Industry	Expectations	Ifo - Institute for Economic Research, University of Munich	Monthly	1	level,diff_level	1
Spain, Business Surveys, Construction Sector, Industrial, Orders	Europe	Construction	Present Situation	Ministry of Industry, Tourism and Trade, Spain	Monthly	1	level,diff_level	2
Spain, Business Surveys, Construction Sector, Industrial, Production	Europe	Construction	Present Situation	Ministry of Industry, Tourism and Trade, Spain	Monthly	0	level,diff_level	2
Slovenia, Business Surveys, Service Sector, Expected Employment, Services, Total	Europe	Services	Expectations	Statistical Office of the Republic of Slovenia	Monthly	1	level,diff_level	1
China, Business Surveys, Purchasing Managers Index, Manufacturing Sector, From NBS of China, New Export Orders, SA, Index	Asia & Pacific & Africa	Industry	Present Situation	National Bureau of Statistics of China	Monthly	1	level,diff_level	1
Slovenia, Business Surveys, Construction Sector, Employment, Construction, Total	Europe	Construction	Present Situation	Statistical Office of the Republic of Slovenia	Monthly	1	level,diff_level	1
Singapore, Business Surveys, Purchasing Managers Index, Manufacturing, Order Backlog	Asia & Pacific & Africa	Industry	Present Situation	SIPMM - Singapore Institute of Purchasing & Material's Management	Monthly	1	level,diff_level	1
Spain, Present Business Situation	Europe	Economy	Present Situation	Ministry of the Economy and Finance, Spain	Monthly	1	level,diff_level	1
Poland, Business Surveys, Real Estate Activities, Forecast, Financial Obligations	Europe	Economy	Expectations	Central Statistical Office, Poland	Monthly	1	level,diff_level	1
Norway, Business Surveys, Purchasing Managers Index, Manufacturing Sector, Output	Europe	Industry	Expectations	NIMMA - Norwegian Association of Purchasing and Logistics and Fokus Bank	Monthly	1	level,diff_level	1
Retail Trade Survey, Total, Present Business Situation, Romania, Balance	Europe	Retail & Wholesale Trade	Present Situation	DG ECFIN - Directorate General for Economic and Financial Affairs	Monthly	1	level,diff_level	2
Retail Trade Survey, Total, Present Business Situation, Slovenia, Balance	Europe	Retail & Wholesale Trade	Present Situation	DG ECFIN - Directorate General for Economic and Financial Affairs	Monthly	1	level,diff_level	2
Slovak Republic, Business Surveys, Retail Sector, Limiting Factors : Legislation	Europe	Retail & Wholesale Trade	Present Situation	Statistical Office of the Slovak Republic	Monthly	1	diff_level	4
IFO, Germany, Wholesale and Retail Trade, Turnover Compared to the Preceding Year, Wholesale Trade Altogether (incl. Imports), Business Surveys, Total, incl. Motor Vehicles	Europe	Retail & Wholesale Trade	Present Situation	Ifo - Institute for Economic Research, University of Munich	Monthly	1	level,diff_level	1
United Kingdom, Business Surveys, Royal Institution of Chartered Surveyors Housing Market, Newly Agreed Sales, London	Europe	Economy	Present Situation	RICS - The Royal Institution of Chartered Surveyors, United Kingdom	Monthly	1	level,diff_level	2
United Kingdom, Business Surveys, Royal Institution of Chartered Surveyors Housing Market, Newly Agreed Sales, Wales	Europe	Economy	Present Situation	RICS - The Royal Institution of Chartered Surveyors, United Kingdom	Monthly	1	level,diff_level	2
Singapore, Business Surveys, Purchasing Managers Index, Manufacturing, Imports	Asia & Pacific & Africa	Industry	Present Situation	SIPMM - Singapore Institute of Purchasing & Material's Management	Monthly	1	level,diff_level	1

United Kingdom, Business Surveys, Royal Institution of Chartered Surveyors Housing Market, Newly Agreed Sales, Yorkshire and Humberside	Europe	Economy	Present Situation	RICS - The Royal Institution of Chartered Surveyors, United Kingdom	Monthly	1	level;diff_level	2
United Kingdom, Business Surveys, Royal Institution of Chartered Surveyors Housing Market, New Instructions, London	Europe	Economy	Present Situation	RICS - The Royal Institution of Chartered Surveyors, United Kingdom	Monthly	1	level;diff_level	2
United Kingdom, Business Surveys, Royal Institution of Chartered Surveyors Housing Market, New Instructions, Scotland	Europe	Economy	Present Situation	RICS - The Royal Institution of Chartered Surveyors, United Kingdom	Monthly	0	level;diff_level	2
United Kingdom, Business Surveys, Royal Institution of Chartered Surveyors Housing Market, New Instructions, Wales	Europe	Economy	Present Situation	RICS - The Royal Institution of Chartered Surveyors, United Kingdom	Monthly	0	level;diff_level	2
United Kingdom, Business Surveys, Royal Institution of Chartered Surveyors Housing Market, New Instructions, Yorkshire and Humberside	Europe	Economy	Present Situation	RICS - The Royal Institution of Chartered Surveyors, United Kingdom	Monthly	0	level;diff_level	2
United Kingdom, Business Surveys, Royal Institution of Chartered Surveyors Housing Market, Price Expectations, London	Europe	Economy	Expectations	RICS - The Royal Institution of Chartered Surveyors, United Kingdom	Monthly	0	level;diff_level	2
Services Survey, Total, Business Situation Development Over the Past 3 Months, Greece, Balance	Europe	Services	Present Situation	DG ECFIN - Directorate General for Economic and Financial Affairs	Monthly	1	level;diff_level	2
Greece, Survey : Retail Trade - Sales (Previous Quarter)	Europe	Retail & Wholesale Trade	Present Situation	Bank of Greece	Monthly	1	level;diff_level	2
Services Survey, Total, Business Situation Development Over the Past 3 Months, Italy, Balance	Europe	Services	Present Situation	DG ECFIN - Directorate General for Economic and Financial Affairs	Monthly	1	level;diff_level	2
Services Survey, Total, Business Situation Development Over the Past 3 Months, Portugal, Balance	Europe	Services	Present Situation	DG ECFIN - Directorate General for Economic and Financial Affairs	Monthly	1	level;diff_level	2
Services Survey, Total, Business Situation Development Over the Past 3 Months, Sweden, Balance	Europe	Services	Present Situation	DG ECFIN - Directorate General for Economic and Financial Affairs	Monthly	1	level;diff_level	2
Services Survey, Total, Business Situation Development Over the Past 3 Months, United Kingdom, Balance	Europe	Services	Present Situation	DG ECFIN - Directorate General for Economic and Financial Affairs	Monthly	1	level;diff_level	2
Italy, Services Survey : Central Italy - Occupations, Net	Europe	Services	Present Situation	Istat - National Institute of Statistics, Italy	Monthly	1	level;diff_level	1
Italy, Services Survey : Central Italy - Total Orders, Net	Europe	Services	Present Situation	Istat - National Institute of Statistics, Italy	Monthly	1	level;diff_level	1
Italy, Business Surveys, Service Sector, Expectations On Economic Trend	Europe	Services	Expectations	Istat - National Institute of Statistics, Italy	Monthly	1	level;diff_level	1
Italy, Business Surveys, Service Sector, Total Market, Expectation On Employment	Europe	Services	Expectations	Istat - National Institute of Statistics, Italy	Monthly	1	level;diff_level	1
Italy, Business Surveys, Service Sector, Total Market, Present Employment Level	Europe	Services	Present Situation	Istat - National Institute of Statistics, Italy	Monthly	1	level;diff_level	1
Italy, Business Surveys, Service Sector, Total Market, Expectations On Orders	Europe	Services	Expectations	Istat - National Institute of Statistics, Italy	Monthly	1	level;diff_level	1
Italy, Business Surveys, Service Sector, Total Market, Present Level of Demand, Orders	Europe	Services	Present Situation	Istat - National Institute of Statistics, Italy	Monthly	1	level;diff_level	1
Singapore, Business Surveys, Purchasing Managers Index, Manufacturing, Deliveries	Asia & Pacific & Africa	Industry	Present Situation	SIPMM - Singapore Institute of Purchasing & Material's Management	Monthly	1	level;diff_level	1
Singapore, Business Surveys, Purchasing Managers Index, Manufacturing, Employment	Asia & Pacific & Africa	Industry	Present Situation	SIPMM - Singapore Institute of Purchasing & Material's Management	Monthly	1	level;diff_level	1
Singapore, Business Surveys, Purchasing Managers Index, Manufacturing, Stocks of Finished Goods	Asia & Pacific & Africa	Industry	Present Situation	SIPMM - Singapore Institute of Purchasing & Material's Management	Monthly	-1	level;diff_level	1
Singapore, Business Surveys, Purchasing Managers Index, Manufacturing, New Exports	Asia & Pacific & Africa	Industry	Present Situation	SIPMM - Singapore Institute of Purchasing & Material's Management	Monthly	1	level;diff_level	1
Singapore, Business Surveys, Purchasing Managers Index, Manufacturing, New Orders	Asia & Pacific & Africa	Industry	Present Situation	SIPMM - Singapore Institute of Purchasing & Material's Management	Monthly	1	level;diff_level	1
Singapore, Business Surveys, Purchasing Managers Index, Manufacturing, Production	Asia & Pacific & Africa	Industry	Present Situation	SIPMM - Singapore Institute of Purchasing & Material's Management	Monthly	1	level;diff_level	1
Singapore, Business Surveys, Purchasing Managers Index, Manufacturing, Inventory	Asia & Pacific & Africa	Industry	Present Situation	SIPMM - Singapore Institute of Purchasing & Material's Management	Monthly	-1	level;diff_level	1
Singapore, Business Surveys, Purchasing Managers Index, Manufacturing	Asia & Pacific & Africa	Industry	Confidence	SIPMM - Singapore Institute of Purchasing & Material's Management	Monthly	1	level;diff_level	3
Japan, Business Surveys, Business Sentiment, Smes Conditions, Lending Attitude of Financial Institutions	Asia & Pacific & Africa	Services	Confidence	Japan Finance Corporation for Small and Medium Enterprise	Monthly	1	level;diff_level	1
Slovenia, Business Surveys, Construction Sector, Assessment of Building Activity, Construction, Total	Europe	Construction	Present Situation	Statistical Office of the Republic of Slovenia	Monthly	1	level;diff_level	1
Slovenia, Business Surveys, Construction Sector, Business Conditions, Construction, Total	Europe	Construction	Confidence	Statistical Office of the Republic of Slovenia	Monthly	1	level;diff_level	1

Slovenia, Business Surveys, Construction Sector, Confidence Indicator, Construction, Total	Europe	Construction	Confidence	Statistical Office of the Republic of Slovenia	Monthly	1	level,diff_level	1
Slovenia, Business Surveys, Construction Sector, Limits, Employees, Access to Bank Credits, Construction, Total	Europe	Construction	Present Situation	Statistical Office of the Republic of Slovenia	Monthly	1	level,diff_level	1
Slovenia, Business Surveys, Construction Sector, Limits, Employees, Shortage of Equipment, Construction, Total	Europe	Construction	Present Situation	Statistical Office of the Republic of Slovenia	Monthly	1	level,diff_level	1
Slovenia, Business Surveys, Construction Sector, Limits, Employees, Shortage of Material, Construction, Total	Europe	Construction	Present Situation	Statistical Office of the Republic of Slovenia	Monthly	1	level,diff_level	1
Slovenia, Business Surveys, Construction Sector, Overall Order-Books, Construction, Total	Europe	Construction	Present Situation	Statistical Office of the Republic of Slovenia	Monthly	1	level,diff_level	1
Slovenia, Business Surveys, Construction Sector, Overall Order-Books, Construction, Total	Europe	Construction	Present Situation	Statistical Office of the Republic of Slovenia	Monthly	1	level,diff_level	1
Slovenia, Business Surveys, Construction Sector, Price, Construction, Total	Europe	Construction	Present Situation	Statistical Office of the Republic of Slovenia	Monthly	0	level,diff_level	1
Slovenia, Business Surveys, Construction Sector, Price Expectations, Construction, Total	Europe	Construction	Expectations	Statistical Office of the Republic of Slovenia	Monthly	0	level,diff_level	1
Slovenia, Business Surveys, Construction Sector, Technical Capacity, Construction, Total	Europe	Construction	Present Situation	Statistical Office of the Republic of Slovenia	Monthly	-1	level,diff_level	1
Slovenia, Business Surveys, Manufacturing Sector, Assured Production, Manufacturing, Total	Europe	Industry	Present Situation	Statistical Office of the Republic of Slovenia	Monthly	1	level,diff_level	1
Slovenia, Business Surveys, Confidence Indicator, Manufacturing	Europe	Industry	Confidence	Statistical Office of the Republic of Slovenia	Monthly	1	level,diff_level	1
Slovenia, Business Surveys, Manufacturing Sector, Expected Demand, Manufacturing, Total	Europe	Industry	Expectations	Statistical Office of the Republic of Slovenia	Monthly	1	level,diff_level	1
Slovenia, Business Surveys, Manufacturing Sector, Expected Employment, Manufacturing, Total	Europe	Industry	Expectations	Statistical Office of the Republic of Slovenia	Monthly	1	level,diff_level	1
Slovenia, Business Surveys, Manufacturing Sector, Expected Export Order-Books, Manufacturing, Total	Europe	Industry	Expectations	Statistical Office of the Republic of Slovenia	Monthly	1	level,diff_level	1
Slovenia, Business Surveys, Manufacturing Sector, Export Order-Books, Manufacturing, Total	Europe	Industry	Present Situation	Statistical Office of the Republic of Slovenia	Monthly	1	level,diff_level	1
Slovenia, Business Surveys, Manufacturing Sector, Overall Order-Books, Manufacturing, Total	Europe	Industry	Present Situation	Statistical Office of the Republic of Slovenia	Monthly	1	level,diff_level	1
Slovenia, Business Surveys, Manufacturing Sector, Production, Manufacturing, Total	Europe	Industry	Present Situation	Statistical Office of the Republic of Slovenia	Monthly	1	level,diff_level	1
Slovenia, Business Surveys, Manufacturing Sector, Production Expectations, Manufacturing, Total	Europe	Industry	Expectations	Statistical Office of the Republic of Slovenia	Monthly	1	level,diff_level	1
Slovenia, Business Surveys, Manufacturing Sector, Stock of Finished Products, Manufacturing, Total	Europe	Industry	Present Situation	Statistical Office of the Republic of Slovenia	Monthly	-1	level,diff_level	1
Slovenia, Business Surveys, Service Sector, Business Conditions, Services, Total	Europe	Services	Confidence	Statistical Office of the Republic of Slovenia	Monthly	1	level,diff_level	1
Slovenia, Business Surveys, Service Sector, Demand, Services, Total	Europe	Services	Present Situation	Statistical Office of the Republic of Slovenia	Monthly	1	level,diff_level	1
Slovenia, Business Surveys, Service Sector, Employment, Services, Total	Europe	Services	Present Situation	Statistical Office of the Republic of Slovenia	Monthly	1	level,diff_level	1
Slovenia, Business Surveys, Service Sector, Expected Demand, Services, Total	Europe	Services	Expectations	Statistical Office of the Republic of Slovenia	Monthly	1	level,diff_level	1
Slovenia, Business Surveys, Retail Sector, Limits, Access to Bank Credits, Enterprises, Retail Trade, Total	Europe	Retail & Wholesale Trade	Present Situation	Statistical Office of the Republic of Slovenia	Monthly	-1	level,diff_level	1
Slovenia, Business Surveys, Retail Sector, Limits, Access to Bank Credits, Turnover, Retail Trade, Total	Europe	Retail & Wholesale Trade	Present Situation	Statistical Office of the Republic of Slovenia	Monthly	-1	diff_log	1
Slovenia, Business Surveys, Retail Sector, Limits, Competition in Sector, Enterprises, Retail Trade, Total	Europe	Retail & Wholesale Trade	Present Situation	Statistical Office of the Republic of Slovenia	Monthly	1	level,diff_level	1
Slovenia, Business Surveys, Retail Sector, Limits, Competition in Sector, Turnover, Retail Trade, Total	Europe	Retail & Wholesale Trade	Present Situation	Statistical Office of the Republic of Slovenia	Monthly	1	diff_log	1
Slovenia, Business Surveys, Retail Sector, Expected Business Conditions, Retail Trade, Total	Europe	Retail & Wholesale Trade	Expectations	Statistical Office of the Republic of Slovenia	Monthly	1	level,diff_level	1
Slovenia, Business Surveys, Retail Sector, Expected Employment, Retail Trade, Total	Europe	Retail & Wholesale Trade	Expectations	Statistical Office of the Republic of Slovenia	Monthly	1	level,diff_level	1
Slovenia, Business Surveys, Retail Sector, Expected Orders, Retail Trade, Total	Europe	Retail & Wholesale Trade	Expectations	Statistical Office of the Republic of Slovenia	Monthly	1	level,diff_level	1
Slovenia, Business Surveys, Retail Sector, Sales Expectations, Retail Trade, Total	Europe	Retail & Wholesale Trade	Expectations	Statistical Office of the Republic of Slovenia	Monthly	1	level,diff_level	1

Slovenia, Business Surveys, Retail Sector, Sales Price, Retail Trade, Total	Europe	Retail & Wholesale Trade	Present Situation	Statistical Office of the Republic of Slovenia	Monthly	0	level,diff_level	1
Slovenia, Business Surveys, Retail Sector, Limits, Shortage of Sales Surface, Enterprises, Retail Trade, Total	Europe	Retail & Wholesale Trade	Present Situation	Statistical Office of the Republic of Slovenia	Monthly	1	diff_level	1
Slovenia, Business Surveys, Retail Sector, Limits, Shortage of Sales Surface, Turnover, Retail Trade, Total	Europe	Retail & Wholesale Trade	Present Situation	Statistical Office of the Republic of Slovenia	Monthly	-1	level,diff_level	1
Slovenia, Business Surveys, Retail Sector, Sales, Retail Trade, Total	Europe	Retail & Wholesale Trade	Present Situation	Statistical Office of the Republic of Slovenia	Monthly	1	level,diff_level	1
Slovenia, Business Surveys, Retail Sector, Limits, Shortage of Supply, Enterprises, Retail Trade, Total	Europe	Retail & Wholesale Trade	Present Situation	Statistical Office of the Republic of Slovenia	Monthly	1	level,diff_level	1
Slovenia, Business Surveys, Retail Sector, Limits, Shortage of Supply, Turnover, Retail Trade, Total	Europe	Retail & Wholesale Trade	Present Situation	Statistical Office of the Republic of Slovenia	Monthly	0	level,diff_level	1
Greece, Survey : Construction - Business Confidence Indicator, Index, 1996-2006 = 100	Europe	Construction	Confidence	Bank of Greece	Monthly	1	level,diff_level	2
Slovenia, Business Surveys, Retail Sector, Stocks, Retail Trade, Total	Europe	Retail & Wholesale Trade	Present Situation	Statistical Office of the Republic of Slovenia	Monthly	-1	level,diff_level	1
Greece, Survey : Construction - Order Book Production Scheduled, Private Housing	Europe	Construction	Present Situation	Bank of Greece	Monthly	1	level,diff_level	2
Greece, Survey : Manufacturing - Prospects, Production (Next 3-4 Months)	Europe	Industry	Expectations	Bank of Greece	Monthly	1	level,diff_level	2
Greece, Survey : Manufacturing - Prospects, Sales (Next 3-4 Months)	Europe	Industry	Expectations	Bank of Greece	Monthly	1	level,diff_level	2
Greece, Survey : Manufacturing - Stock Changes of Finished Products	Europe	Industry	Present Situation	Bank of Greece	Monthly	-1	level,diff_level	2
Greece, Survey : Manufacturing (Previous Month)	Europe	Industry	Present Situation	Bank of Greece	Monthly	1	level,diff_level	2
Greece, Survey : Retail Trade - Prospects, Expected Sales (Next 6 Months)	Europe	Retail & Wholesale Trade	Expectations	Bank of Greece	Monthly	1	level,diff_level	2
Greece, Survey : Retail Trade - Prospects, Orders to Suppliers (Next Quarter)	Europe	Retail & Wholesale Trade	Expectations	Bank of Greece	Monthly	1	level,diff_level	2
France, Business Surveys, Industry Sector, Institut National de La Statistique et des Etudes, Survey : Total Industry - Price Outlook	Europe	Industry	Confidence	INSEE - National Institute for Statistics and Economic Studies, France	Monthly	0	level,diff_level	1
France, Business Surveys, Industry Sector, Institut National de La Statistique et des Etudes, Survey : Total Industry - Recent Output Trend	Europe	Industry	Present Situation	INSEE - National Institute for Statistics and Economic Studies, France	Monthly	1	level,diff_level	1
Chile, Business Surveys, Business Confidence, Overall, Index	Western Hemisphere	Economy	Confidence	Universidad del Desarrollo, Chile	Monthly	1	level,diff_level	2
Chile, Business Surveys, Business Confidence, Agriculture, Index	Western Hemisphere	Industry	Confidence	Universidad del Desarrollo, Chile	Monthly	0	level,diff_level	2
Chile, Business Surveys, Business Confidence, Construction, Index	Western Hemisphere	Construction	Confidence	Universidad del Desarrollo, Chile	Monthly	1	level,diff_level	2
Chile, Business Surveys, Business Confidence, Financial Sector, Index	Western Hemisphere	Services	Confidence	Universidad del Desarrollo, Chile	Monthly	1	level,diff_level	2
Chile, Business Surveys, Business Confidence, Industry, Index	Western Hemisphere	Industry	Confidence	Universidad del Desarrollo, Chile	Monthly	1	level,diff_level	2
Chile, Business Surveys, Business Confidence, Mining, Index	Western Hemisphere	Industry	Confidence	Universidad del Desarrollo, Chile	Monthly	1	level,diff_level	2
Chile, Business Surveys, Business Confidence, Trade, Index	Western Hemisphere	Retail & Wholesale Trade	Confidence	Universidad del Desarrollo, Chile	Monthly	1	level,diff_level	2
Mexico, Business Surveys, Manufacturing Sector, Imef Manufacturing Index (Iieem), Total, Index	Western Hemisphere	Industry	Confidence	IMEF - Instituto Mexicano de Ejecutivos de Finanzas	Monthly	1	level,diff_level	1
Mexico, Business Surveys, Manufacturing Sector, Imef Manufacturing Index (Iieem), Employment Level, Index	Western Hemisphere	Industry	Present Situation	IMEF - Instituto Mexicano de Ejecutivos de Finanzas	Monthly	1	level,diff_level	1
Mexico, Business Surveys, Manufacturing Sector, Imef Manufacturing Index (Iieem), New Orders, Index	Western Hemisphere	Industry	Present Situation	IMEF - Instituto Mexicano de Ejecutivos de Finanzas	Monthly	1	level,diff_level	1
Mexico, Business Surveys, Manufacturing Sector, Imef Manufacturing Index (Iieem), Production Level, Index	Western Hemisphere	Industry	Present Situation	IMEF - Instituto Mexicano de Ejecutivos de Finanzas	Monthly	-1	level,diff_level	1
Mexico, Business Surveys, Manufacturing Sector, Imef Manufacturing Index (Iieem), Supplier Deliveries, Index	Western Hemisphere	Industry	Present Situation	IMEF - Instituto Mexicano de Ejecutivos de Finanzas	Monthly	1	level,diff_level	1
Mexico, Business Surveys, Manufacturing Sector, Imef Non-Manufacturing Index (Iieem), Supplier Deliveries, Index	Western Hemisphere	Industry	Present Situation	IMEF - Instituto Mexicano de Ejecutivos de Finanzas	Monthly	1	level,diff_level	1
Mexico, Business Surveys, Manufacturing Sector, Imef Non-Manufacturing Index (Iieem), Total, Index	Western Hemisphere	Industry	Confidence	IMEF - Instituto Mexicano de Ejecutivos de Finanzas	Monthly	1	level,diff_level	1
Mexico, Business Surveys, Manufacturing Sector, Imef Non-Manufacturing Index (Iieem), Employment Level, Index	Western Hemisphere	Industry	Present Situation	IMEF - Instituto Mexicano de Ejecutivos de Finanzas	Monthly	1	level,diff_level	1
Mexico, Business Surveys, Manufacturing Sector, Imef Non-Manufacturing Index (Iieem), New Orders, Index	Western Hemisphere	Industry	Present Situation	IMEF - Instituto Mexicano de Ejecutivos de Finanzas	Monthly	1	level,diff_level	1
Mexico, Business Surveys, Manufacturing Sector, Imef Non-Manufacturing Index (Iieem), Production Level, Index	Western Hemisphere	Industry	Present Situation	IMEF - Instituto Mexicano de Ejecutivos de Finanzas	Monthly	1	level,diff_level	1
IFO, Germany, Service Sector, Business Climate, Business Surveys, Business Climate, Total	Europe	Services	Confidence	Ifo - Institute for Economic Research, University of Munich	Monthly	1	level,diff_level	1

IFO, Germany, Service Sector, Expectations Regarding the Business Development in the Next 6 Months, Business Surveys, Total	Europe	Services	Expectations	Ifo - Institute for Economic Research, University of Munich	Monthly	1	level/diff_level	1
IFO, Germany, Service Sector, Assessment of the Business Situation, Business Surveys, Total	Europe	Services	Present Situation	Ifo - Institute for Economic Research, University of Munich	Monthly	1	level/diff_level	1
Italy, Services Survey : Central Italy - Economy, Net (Forecast)	Europe	Services	Expectations	Istat - National Institute of Statistics, Italy	Monthly	1	level/diff_level	1
Italy, Services Survey : Central Italy - Labor, Net (Forecast)	Europe	Services	Expectations	Istat - National Institute of Statistics, Italy	Monthly	1	level/diff_level	1
Slovenia, Business Surveys, Service Sector, Limits, Financial Constraints, Employees, Services - Total	Europe	Services	Present Situation	Statistical Office of the Republic of Slovenia	Monthly	-1	level/diff_level	1
Slovenia, Business Surveys, Service Sector, Limits, Financial Constraints, Enterprises, Services - Total	Europe	Services	Present Situation	Statistical Office of the Republic of Slovenia	Monthly	-1	level/diff_level	1
Slovenia, Business Surveys, Service Sector, Limits, Shortage of Labour Force, Employees, Services - Total	Europe	Services	Present Situation	Statistical Office of the Republic of Slovenia	Monthly	-1	level/diff_level	1
Slovenia, Business Surveys, Service Sector, Limits, Shortage of Labour Force, Enterprises, Services - Total	Europe	Services	Present Situation	Statistical Office of the Republic of Slovenia	Monthly	-1	level/diff_level	1
Slovenia, Business Surveys, Service Sector, Limits, Shortage of Equipment, Employees, Services - Total	Europe	Services	Present Situation	Statistical Office of the Republic of Slovenia	Monthly	0	level/diff_level	1
Slovenia, Business Surveys, Service Sector, Limits, Shortage of Equipment, Enterprises, Services - Total	Europe	Services	Present Situation	Statistical Office of the Republic of Slovenia	Monthly	0	level/diff_level	1
Slovenia, Business Surveys, Service Sector, Limits, Shortage of Space, Employees, Services - Total	Europe	Services	Present Situation	Statistical Office of the Republic of Slovenia	Monthly	1	level/diff_level	1
Slovenia, Business Surveys, Service Sector, Limits, Shortage of Space, Enterprises, Services - Total	Europe	Services	Present Situation	Statistical Office of the Republic of Slovenia	Monthly	1	level/diff_level	1
United States, Consumer Surveys, Thomson Reuters / Ipsos Primary Consumer Sentiment Index (CSI)	Western Hemisphere	Economy	Confidence	Thomson Reuters/Ipsos	Monthly	1	level/diff_level	1
IFO, Germany, Business Climate, Business Surveys, Trade and Industry, Index, 2005 = 100	Europe	Economy	Confidence	Ifo - Institute for Economic Research, University of Munich	Monthly	1	level/diff_level	1
IFO, Germany, Expectations With Regard to Business Developments in the Next 6 Months, Business Surveys, Trade and Industry, Index, 2005 = 100	Europe	Economy	Expectations	Ifo - Institute for Economic Research, University of Munich	Monthly	1	level/diff_level	1
Portugal, Business Surveys, Wholesale Trade, Activity	Europe	Retail & Wholesale Trade	Confidence	INE - National Institute of Statistics, Portugal	Monthly	1	level/diff_level	1
IFO, Germany, Assessment of the Business Situation, Business Surveys, Trade and Industry, Index, 2005 = 100	Europe	Economy	Present Situation	Ifo - Institute for Economic Research, University of Munich	Monthly	-1	level/diff_level	1
University of Michigan Consumer Sentiment, United States, Consumer Surveys, University of Michigan, Consumer Expectations Index - Preliminary (Unrevised Data), Index, 1966 = 100	Western Hemisphere	Economy	Expectations	University of Michigan Surveys of Consumers	Monthly	1	level/diff_level	1
University of Michigan Consumer Sentiment, United States, Consumer Surveys, University of Michigan, Current Conditions Index - Preliminary (Unrevised Data), Index, 1966 = 100	Western Hemisphere	Economy	Confidence	University of Michigan Surveys of Consumers	Monthly	1	level/diff_level	1
University of Michigan Consumer Sentiment, United States, Consumer Surveys, University of Michigan, Current Conditions Index, 1966Q1 = 100	Western Hemisphere	Economy	Confidence	University of Michigan Surveys of Consumers	Monthly	1	level/diff_level	1
United States, Consumer Surveys, University of Michigan, Current Conditions Index-Preliminary, Index	Western Hemisphere	Economy	Present Situation	University of Michigan Surveys of Consumers	Monthly	1	level/diff_level	1
University of Michigan Consumer Sentiment, United States, Consumer Surveys, University of Michigan, Consumer Expectations Index, Index, 1966Q1 = 100	Western Hemisphere	Economy	Expectations	University of Michigan Surveys of Consumers	Monthly	1	level/diff_level	1
United States, Consumer Surveys, University of Michigan, Total-Preliminary, Index	Western Hemisphere	Economy	Confidence	University of Michigan Surveys of Consumers	Monthly	1	level/diff_level	1
University of Michigan Consumer Sentiment, United States, Consumer Surveys, University of Michigan, Consumer Sentiment Index, 1966 = 100	Western Hemisphere	Economy	Confidence	University of Michigan Surveys of Consumers	Monthly	1	level/diff_level	1
United States, Consumer Surveys, University of Michigan, Total-Preliminary, Index	Western Hemisphere	Economy	Confidence	University of Michigan Surveys of Consumers	Monthly	1	level/diff_level	1
University of Michigan Consumer Sentiment, United States, Consumer Surveys, University of Michigan, Consumer Sentiment Index - Preliminary (Unrevised Data), Index, 1966 = 100	Western Hemisphere	Economy	Confidence	University of Michigan Surveys of Consumers	Monthly	1	level/diff_level	1
Business Cycle Indicators, United States, University of Michigan, Consumer Sentiment, Not Seasonally Adjusted, Index	Western Hemisphere	Economy	Confidence	The Conference Board	Monthly	1	level/diff_level	3

IFO, Germany, Wholesale and Retail Trade, Business Climate, Wholesale Trade Altogether (incl. Imports), Business Surveys, Total excl. Food, Beverages and Tobacco	Europe	Retail & Wholesale Trade	Confidence	Ifo - Institute for Economic Research, University of Munich	Monthly	1	level,diff_level	1
IFO, Germany, Wholesale and Retail Trade, Expectations With Regard to Business Developments in the Next 6 Months, Wholesale Trade Altogether (incl. Imports), Business Surveys, Total excl. Food, Beverages and Tobacco	Europe	Retail & Wholesale Trade	Expectations	Ifo - Institute for Economic Research, University of Munich	Monthly	1	level,diff_level	1
IFO, Germany, Wholesale and Retail Trade, Expectations With Regard to Employees in the Next 3 Months, Wholesale Trade Altogether (incl. Imports), Business Surveys, Total excl. Food, Beverages and Tobacco	Europe	Retail & Wholesale Trade	Expectations	Ifo - Institute for Economic Research, University of Munich	Monthly	1	level,diff_level	1
IFO, Germany, Wholesale and Retail Trade, Expectations With Respect to Order Activity in the Next 3 Months, Wholesale Trade Altogether (incl. Imports), Business Surveys, Total excl. Food, Beverages and Tobacco	Europe	Retail & Wholesale Trade	Expectations	Ifo - Institute for Economic Research, University of Munich	Monthly	1	level,diff_level	1
IFO, Germany, Wholesale and Retail Trade, Assessment of Inventories, Wholesale Trade Altogether (incl. Imports), Business Surveys, Total excl. Food, Beverages and Tobacco	Europe	Retail & Wholesale Trade	Present Situation	Ifo - Institute for Economic Research, University of Munich	Monthly	-1	level,diff_level	1
IFO, Germany, Wholesale and Retail Trade, Turnover Compared to the Preceding Year, Wholesale Trade Altogether (incl. Imports), Business Surveys, Total excl. Food, Beverages and Tobacco	Europe	Retail & Wholesale Trade	Present Situation	Ifo - Institute for Economic Research, University of Munich	Monthly	1	level,diff_level	1
IFO, Germany, Wholesale and Retail Trade, Business Climate, Wholesale Trade, Except of Motor Vehicles and Motorcycles, Business Surveys, Total	Europe	Retail & Wholesale Trade	Confidence	Ifo - Institute for Economic Research, University of Munich	Monthly	1	level,diff_level	1
Turkey, Business Surveys, Monthly Tendency Survey, Months of Production Assured by Current Overall Order Books, Average	Asia & Pacific & Africa	Economy	Present Situation	Central Bank of the Republic of Turkey	Quarterly	-1	level,diff_level	2
IFO, Germany, Wholesale and Retail Trade, Assessment of the Business Situation, Wholesale Trade, Except of Motor Vehicles and Motorcycles, Business Surveys, Total	Europe	Retail & Wholesale Trade	Present Situation	Ifo - Institute for Economic Research, University of Munich	Monthly	1	level,diff_level	1
Turkey, Business Surveys, Monthly Tendency Survey, Production Limitations, Shortage of Labour Force	Asia & Pacific & Africa	Economy	Present Situation	Central Bank of the Republic of Turkey	Quarterly	1	level,diff_level	2
IFO, Germany, Wholesale and Retail Trade, Expectations With Regard to Business Developments in the Next 6 Months, Wholesale Trade, Except of Motor Vehicles and Motorcycles, Business Surveys, Total	Europe	Retail & Wholesale Trade	Expectations	Ifo - Institute for Economic Research, University of Munich	Monthly	-1	level,diff_level	1
IFO, Germany, Wholesale and Retail Trade, Expectations With Respect to Order Activity in the Next 3 Months, Wholesale Trade, Except of Motor Vehicles and Motorcycles, Business Surveys, Total	Europe	Retail & Wholesale Trade	Expectations	Ifo - Institute for Economic Research, University of Munich	Monthly	1	level,diff_level	1
IFO, Germany, Wholesale and Retail Trade, Turnover Compared to the Preceding Year, Wholesale Trade, Except of Motor Vehicles and Motorcycles, Business Surveys, Total	Europe	Retail & Wholesale Trade	Present Situation	Ifo - Institute for Economic Research, University of Munich	Monthly	1	level,diff_level	1
IFO, Germany, Wholesale and Retail Trade, Business Climate, Business Surveys, Wholesale Trade incl. Motor Vehicles, Index, 2005 = 100	Europe	Retail & Wholesale Trade	Confidence	Ifo - Institute for Economic Research, University of Munich	Monthly	1	level,diff_level	1
IFO, Germany, Wholesale and Retail Trade, Expectations With Regard to Business Developments in the Next 6 Months, Business Surveys, Wholesale Trade incl. Motor Vehicles	Europe	Retail & Wholesale Trade	Expectations	Ifo - Institute for Economic Research, University of Munich	Monthly	1	level,diff_level	1
IFO, Germany, Wholesale and Retail Trade, Expectations With Regard to Employees in the Next 3 Months, Wholesale Trade, Except of Motor Vehicles and Motorcycles, Business Surveys, Total	Europe	Retail & Wholesale Trade	Expectations	Ifo - Institute for Economic Research, University of Munich	Monthly	1	level,diff_level	1
IFO, Germany, Wholesale and Retail Trade, Assessment of Inventories, Wholesale Trade, Except of Motor Vehicles and Motorcycles, Business Surveys, Total	Europe	Retail & Wholesale Trade	Present Situation	Ifo - Institute for Economic Research, University of Munich	Monthly	1	level,diff_level	1
IFO, Germany, Wholesale and Retail Trade, Expectations With Regard to Business Developments in the Next 6 Months, Business Surveys, Wholesale Trade incl. Motor Vehicles, Index, 2005 = 100	Europe	Retail & Wholesale Trade	Expectations	Ifo - Institute for Economic Research, University of Munich	Monthly	1	level,diff_level	1
IFO, Germany, Wholesale and Retail Trade, Assessment of the Business Situation, Business Surveys, Wholesale Trade incl. Motor Vehicles	Europe	Retail & Wholesale Trade	Present Situation	Ifo - Institute for Economic Research, University of Munich	Monthly	1	level,diff_level	1
IFO, Germany, Wholesale and Retail Trade, Assessment of the Business Situation, Business Surveys, Wholesale Trade incl. Motor Vehicles, Index, 2005 = 100	Europe	Retail & Wholesale Trade	Present Situation	Ifo - Institute for Economic Research, University of Munich	Monthly	1	level,diff_level	1

IFO, Germany, Wholesale and Retail Trade, Expectations With Regard to Employees in the Next 3 Months, Wholesale Trade Altogether (incl. Imports), Business Surveys, Total, incl. Motor Vehicles	Europe	Retail & Wholesale Trade	Expectations	Ifo - Institute for Economic Research, University of Munich	Monthly	1	level;diff_level	1
IFO, Germany, Wholesale and Retail Trade, Expectations With Respect to Order Activity in the Next 3 Months, Wholesale Trade Altogether (incl. Imports), Business Surveys, Total, incl. Motor Vehicles	Europe	Retail & Wholesale Trade	Expectations	Ifo - Institute for Economic Research, University of Munich	Monthly	1	level;diff_level	1
IFO, Germany, Wholesale and Retail Trade, Assessment of Inventories, Wholesale Trade Altogether (incl. Imports), Business Surveys, Total, incl. Motor Vehicles	Europe	Retail & Wholesale Trade	Present Situation	Ifo - Institute for Economic Research, University of Munich	Monthly	-1	level;diff_level	1
Turkey, Business Surveys, Monthly Tendency Survey, Production Limitations, Financial Constraints	Asia & Pacific & Africa	Economy	Present Situation	Central Bank of the Republic of Turkey	Quarterly	1	level;diff_level	2
Turkey, Business Surveys, Monthly Tendency Survey, Production Limitations, Shortage of Materials and / or Equipment	Asia & Pacific & Africa	Economy	Present Situation	Central Bank of the Republic of Turkey	Quarterly	1	level;diff_level	2
Turkey, Business Surveys, Monthly Tendency Survey, Production Limitations, None	Asia & Pacific & Africa	Economy	Present Situation	Central Bank of the Republic of Turkey	Quarterly	0	level;diff_level	2
Netherlands, Business Surveys, Manufacturing Sector, Export Orders, Next 3 Months, Balance	Europe	Industry	Expectations	CBS - Statistics Netherlands	Quarterly	1	level	1
China, Business Surveys, Banking Sector, Banking Climate Index	Asia & Pacific & Africa	Services	Confidence	The People's Bank of China	Quarterly	1	level;diff_level	3
China, Business Surveys, Business Climate, Industry, Index	Asia & Pacific & Africa	Industry	Confidence	National Bureau of Statistics of China	Quarterly	1	level;diff_level	5
China, Business Surveys, Business Climate, Manufacturing, Index	Asia & Pacific & Africa	Industry	Confidence	National Bureau of Statistics of China	Quarterly	1	level;diff_level	5
China, Business Surveys, Business Climate, Mining, Index	Asia & Pacific & Africa	Industry	Confidence	National Bureau of Statistics of China	Quarterly	1	level;diff_level	5
China, Business Surveys, Business Climate, Production and Supply of Power, Gas and Water, Index	Asia & Pacific & Africa	Industry	Confidence	National Bureau of Statistics of China	Quarterly	1	level;diff_level	5
China, Business Surveys, Entrepreneur Expectation, Industry, Index	Asia & Pacific & Africa	Industry	Expectations	National Bureau of Statistics of China	Quarterly	1	level;diff_level	5
India, Manufacturing, Composite Indicators, EC and National Indicators, Manufacturing - Industrial Confidence Indicator, SA	Asia & Pacific & Africa	Industry	Confidence	Main Economic Indicators,copyright OECD	Quarterly	1	level;diff_level	8
India, Manufacturing, Future Tendency, EC and National Indicators, Manufacturing - Production : Future Tendency, SA	Asia & Pacific & Africa	Industry	Expectations	Main Economic Indicators,copyright OECD	Quarterly	1	level;diff_level	5
China, Business Surveys, Entrepreneur Expectation, Manufacturing, Index	Asia & Pacific & Africa	Industry	Expectations	National Bureau of Statistics of China	Quarterly	1	level;diff_level	5
India, Manufacturing, Tendency, EC and National Indicators, Manufacturing - Production : Tendency, SA	Asia & Pacific & Africa	Industry	Expectations	Main Economic Indicators,copyright OECD	Quarterly	1	level;diff_level	8
China, Business Surveys, Banking Sector, Monetary Policy Sentiment Index	Asia & Pacific & Africa	Services	Confidence	The People's Bank of China	Quarterly	0	level;diff_level	3
China, Consumer Surveys, Urban Depositors' Survey, Current Income Sentiment, Index	Asia & Pacific & Africa	Economy	Present Situation	The People's Bank of China	Quarterly	1	level;diff_level	3
China, Consumer Surveys, Consumer Confidence, Current Income Sentiment	Asia & Pacific & Africa	Economy	Present Situation	The People's Bank of China	Quarterly	1	level;diff_level	3
China, Consumer Surveys, Urban Depositors' Survey, Future Income Confidence, Index	Asia & Pacific & Africa	Economy	Expectations	The People's Bank of China	Quarterly	1	level;diff_level	3
China, Consumer Surveys, Consumer Confidence, Future Income Confidence	Asia & Pacific & Africa	Economy	Expectations	The People's Bank of China	Quarterly	1	level;diff_level	3
China, Consumer Surveys, Urban Depositors' Survey, Future Price Expectation, Index	Asia & Pacific & Africa	Economy	Expectations	The People's Bank of China	Quarterly	0	level;diff_level	3
India, Manufacturing, Future Tendency, Manufacturing - Business Situation : Future, SA	Asia & Pacific & Africa	Industry	Expectations	Main Economic Indicators,copyright OECD	Quarterly	1	level;diff_level	5
India, Manufacturing, Future Tendency, EC and National Indicators, Manufacturing - Employment : Future Tendency, SA	Asia & Pacific & Africa	Industry	Expectations	Main Economic Indicators,copyright OECD	Quarterly	1	level;diff_level	5
India, Manufacturing, Future Tendency, Manufacturing - Selling Prices : Future Tendency, SA	Asia & Pacific & Africa	Industry	Expectations	Main Economic Indicators,copyright OECD	Quarterly	0	level;diff_level	5
Nicaragua, Economic Activity, IMAE, Index, 2006 = 100	Western Hemisphere	Economy	Confidence	Banco Central de Nicaragua	Monthly	1	diff_log	6
Israel, Business Surveys, State of Economy Index, Index, 2011 = 100	Asia & Pacific & Africa	Economy	Confidence	Bank of Israel	Monthly	1	diff_level	2
Japan, Coincident Index, Total Diffusion	Asia & Pacific & Africa	Economy	Confidence	Cabinet Office, Japan	Monthly	1	level;diff_level	3
Japan, Business Surveys, Economy Watcher Survey, Future Conditions, by Sector, Non-Manufacturing Firm Operator, Employee, Index	Asia & Pacific & Africa	Economy	Expectations	Cabinet Office, Japan	Monthly	1	level;diff_level	2
Poland, Business Surveys, Real Estate Activities, Forecast, Demand	Europe	Economy	Expectations	Central Statistical Office, Poland	Monthly	1	level;diff_level	1
United Kingdom, Business Surveys, Bank of England Agents Summary of Business Conditions, Labour Market, Recruitment Difficulties	Europe	Economy	Present Situation	Bank of England	Monthly	1	level;diff_level	2

United Kingdom, Business Surveys, Bank of England Agents Summary of Business Conditions, Turnover ; Professional and Financial	Europe	Economy	Present Situation	Bank of England	Monthly	1	level,diff_level	5
United Kingdom, Business Surveys, Bank of England Agents Summary of Business Conditions, Turnover ; Consumer Service	Europe	Economy	Present Situation	Bank of England	Monthly	1	level,diff_level	2
South Korea, Business Surveys, Bank of Korea, Business Conditions, Non-Manufacturing, Actual	Asia & Pacific & Africa	Economy	Present Situation	The Bank of Korea	Monthly	1	level,diff_level	1
United States, Coincident Index, Coincident Index, Change From Previous 6 Month	Western Hemisphere	Economy	Present Situation	The Conference Board	Monthly	1	level,diff_level	3
South Korea, Cyclical Component of Coincident Index (Difference), 2010 = 100	Asia & Pacific & Africa	Economy	Confidence	KOSTAT - Statistics Korea	Monthly	1	level,diff_level	2
Japan, Business Surveys, Economy Watcher Survey, Current Conditions, by Sector, Non-Manufacturing Firm Operator, Employee, Index	Asia & Pacific & Africa	Economy	Present Situation	Cabinet Office, Japan	Monthly	1	level,diff_level	2
United States, Business Surveys, Institute for Supply Management Non-Manufacturing, NMI / Purchasing Managers Index, Index	Western Hemisphere	Economy	Confidence	ISM - Institute for Supply Management	Monthly	1	level,diff_level	2
United States, Business Surveys, Institute for Supply Management Non-Manufacturing, Inventory Change, Index	Western Hemisphere	Economy	Present Situation	ISM - Institute for Supply Management	Monthly	1	level,diff_level	2
United States, Business Surveys, Institute for Supply Management Non-Manufacturing, Inventory Sentiment, Index	Western Hemisphere	Economy	Present Situation	ISM - Institute for Supply Management	Monthly	-1	level,diff_level	2
United States, Business Surveys, Institute for Supply Management Non-Manufacturing, New Export Orders, Index	Western Hemisphere	Economy	Present Situation	ISM - Institute for Supply Management	Monthly	1	level,diff_level	2
United States, Business Surveys, Institute for Supply Management Non-Manufacturing, Backlog of Orders, Index	Western Hemisphere	Economy	Present Situation	ISM - Institute for Supply Management	Monthly	1	level,diff_level	2
United States, Business Surveys, Institute for Supply Management Non-Manufacturing, Supplier Deliveries, Faster	Western Hemisphere	Economy	Present Situation	ISM - Institute for Supply Management	Monthly	-1	level,diff_level	2
United States, Business Surveys, Institute for Supply Management Non-Manufacturing, Business Activity, Number of Industries Reporting Growth	Western Hemisphere	Economy	Present Situation	ISM - Institute for Supply Management	Monthly	1	level,diff_level	2
United States, Business Surveys, Institute for Supply Management Non-Manufacturing, Employment, Number of Industries Reporting Growth	Western Hemisphere	Economy	Present Situation	ISM - Institute for Supply Management	Monthly	1	level,diff_level	2
United States, Business Surveys, Institute for Supply Management Non-Manufacturing, Employment, Number of Industries Reporting Growth	Western Hemisphere	Economy	Present Situation	ISM - Institute for Supply Management	Monthly	1	level,diff_level	2
United States, Business Surveys, Institute for Supply Management Non-Manufacturing, New Orders, Number of Industries Reporting Growth	Western Hemisphere	Economy	Present Situation	ISM - Institute for Supply Management	Monthly	1	level,diff_level	2
South Korea, Business Surveys, Keri, Business Conditions, Non-Manufacturing, Prospects	Asia & Pacific & Africa	Economy	Expectations	KERI - Korean Economic Research Institute	Monthly	1	level,diff_level	0
South Korea, Business Surveys, Keri, Domestic Demand, Non-Manufacturing, Prospects	Asia & Pacific & Africa	Economy	Present Situation	KERI - Korean Economic Research Institute	Monthly	1	level,diff_level	1
South Korea, Business Surveys, Keri, Employment, Non-Manufacturing, Prospects	Asia & Pacific & Africa	Economy	Expectations	KERI - Korean Economic Research Institute	Monthly	1	level,diff_level	0
South Korea, Business Surveys, Keri, Employment, Non-Manufacturing, Weighted Index, Actual, Weighted	Asia & Pacific & Africa	Economy	Present Situation	KERI - Korean Economic Research Institute	Monthly	1	level,diff_level	1
South Korea, Business Surveys, Keri, Employment, Non-Manufacturing, Weighted Index, Actual, Weighted	Asia & Pacific & Africa	Economy	Expectations	KERI - Korean Economic Research Institute	Monthly	1	level,diff_level	0
South Korea, Business Surveys, Keri, Employment, Non-Manufacturing, Weighted Index, Prospects, Weighted	Asia & Pacific & Africa	Economy	Present Situation	KERI - Korean Economic Research Institute	Monthly	1	level,diff_level	1
South Korea, Business Surveys, Keri, Export, All Industries, Weighted Index, Actual, Weighted	Asia & Pacific & Africa	Economy	Present Situation	KERI - Korean Economic Research Institute	Monthly	1	level,diff_level	1
South Korea, Business Surveys, Keri, Inventories, Non-Manufacturing, Weighted Index, Actual, Weighted	Asia & Pacific & Africa	Economy	Present Situation	KERI - Korean Economic Research Institute	Monthly	-1	level,diff_level	0
South Korea, Business Surveys, Keri, Inventories, Non-Manufacturing, Weighted Index, Prospects, Weighted	Asia & Pacific & Africa	Economy	Expectations	KERI - Korean Economic Research Institute	Monthly	1	level,diff_level	0
South Korea, Business Surveys, Keri, Profitability, Profitability, Non-Manufacturing, Prospects	Asia & Pacific & Africa	Economy	Confidence	National Bureau of Statistics of China	Monthly	1	level,diff_level	7
China, Leading Index, Total, SA, Index, 1996 = 100	Asia & Pacific & Africa	Economy	Present Situation	Credit Suisse Group	Monthly	1	level,diff_level	1
Credit Suisse Purchasing Managers Index, Switzerland, Purchasing Managers Index - Backlog of Orders	Europe	Economy	Present Situation	Credit Suisse Group	Monthly	1	level,diff_level	1
Chile, Business Surveys, Private Sector, Monetary Policy Rate Expectations, Present Month, Median	Western Hemisphere	Economy	Present Situation	Central Bank of Chile	Monthly	1	level,diff_level	1
Nicaragua, Economic Activity, Public Administration and Defense, Index, 2006 = 100	Western Hemisphere	Economy	Confidence	Banco Central de Nicaragua	Monthly	-1	diff_level	6

China, Business Surveys, Purchasing Managers Index, Non-Manufacturing Sector, From NBS of China, Business Activities Expectation, SA, Index	Asia & Pacific & Africa	Economy	Expectations	National Bureau of Statistics of China	Monthly	1	level,diff_level	1
China, Business Surveys, Purchasing Managers Index, Non-Manufacturing Sector, From NBS of China, Business Activities, SA, Index	Asia & Pacific & Africa	Economy	Confidence	National Bureau of Statistics of China	Monthly	1	level,diff_level	1
China, Business Surveys, Purchasing Managers Index, Non-Manufacturing Sector, From NBS of China, Employment, SA, Index	Asia & Pacific & Africa	Economy	Present Situation	National Bureau of Statistics of China	Monthly	1	level,diff_level	1
China, Business Surveys, Purchasing Managers Index, Non-Manufacturing Sector, From NBS of China, In Hand Orders, SA, Index	Asia & Pacific & Africa	Economy	Present Situation	National Bureau of Statistics of China	Monthly	1	level,diff_level	1
China, Business Surveys, Purchasing Managers Index, Non-Manufacturing Sector, From NBS of China, Input Prices, SA, Index	Asia & Pacific & Africa	Economy	Present Situation	National Bureau of Statistics of China	Monthly	1	level,diff_level	1
Credit Suisse Purchasing Managers Index, Switzerland, Purchasing Managers Index - Delivery Time	Europe	Economy	Present Situation	Credit Suisse Group	Monthly	1	level,diff_level	1
China, Business Surveys, Purchasing Managers Index, Non-Manufacturing Sector, From NBS of China, New Export Orders, SA, Index	Asia & Pacific & Africa	Economy	Expectations	National Bureau of Statistics of China	Monthly	1	level,diff_level	1
China, Business Surveys, Purchasing Managers Index, Non-Manufacturing Sector, From NBS of China, New Orders, SA, Index	Asia & Pacific & Africa	Economy	Present Situation	National Bureau of Statistics of China	Monthly	1	level,diff_level	1
China, Business Surveys, Purchasing Managers Index, Non-Manufacturing Sector, From NBS of China, Sales Price, SA, Index	Asia & Pacific & Africa	Economy	Present Situation	National Bureau of Statistics of China	Monthly	1	level,diff_level	1
Credit Suisse Purchasing Managers Index, Switzerland, Purchasing Managers Index - Employment	Europe	Economy	Present Situation	Credit Suisse Group	Monthly	1	level,diff_level	1
China, Business Surveys, Purchasing Managers Index, Non-Manufacturing Sector, From NBS of China, Stock, SA, Index	Asia & Pacific & Africa	Economy	Present Situation	National Bureau of Statistics of China	Monthly	1	level,diff_level	1
China, Business Surveys, Purchasing Managers Index, Non-Manufacturing Sector, From NBS of China, Supplier Delivery Time, SA, Index	Asia & Pacific & Africa	Economy	Present Situation	National Bureau of Statistics of China	Monthly	0	level,diff_level	1
United States, Business Surveys, National Federation of Independent Business, Borrowing Needs Satisfied	Western Hemisphere	Economy	Present Situation	NFIB - National Federation of Independent Business, United States	Monthly	1	level,diff_level	2
United Kingdom, Business Surveys, Bank of England Agents Summary of Business Conditions, Employment Intentions ; Consumer Services	Europe	Economy	Present Situation	Bank of England	Monthly	1	level,diff_level	5
China, Leading Index, Leading Economic Index, Index, 2010 = 100	Asia & Pacific & Africa	Economy	Confidence	The Conference Board	Monthly	1	diff_level	2
United States, Business Surveys, Institute for Supply Management Non-Manufacturing, Number of Industries Reporting Growth	Western Hemisphere	Economy	Present Situation	ISM - Institute for Supply Management	Monthly	1	level,diff_level	2
Switzerland, Konjunkturforschungsstelle der ETH Zürich Composite Leading Indicator, Trend	Europe	Economy	Expectations	KOF - Swiss Economic Institute	Monthly	1	level,diff_level	1
Poland, Business Surveys, Real Estate Activities, Diagnosis, General Economic Situation	Europe	Economy	Confidence	Central Statistical Office, Poland	Monthly	1	level,diff_level	1
Turkey, Business Surveys, Real Sector, Confidence Index, Index	Asia & Pacific & Africa	Economy	Confidence	Central Bank of the Republic of Turkey	Monthly	1	level,diff_level	2