

Search for light resonances decaying into pairs of muons as a signal of new physics

Journal Article

Author(s):

CMS Collaboration; Chatrchyan, Serguei; Bäni, L.; Bortignon, Pierluigi; Caminada, Lea; Chanon, Nicolas; Chen, Z.; Cittolin, Sergio; Dissertori, Günther; Dittmar, Michael; Eugster, Jürg; Freudenreich, Klaus; Grab, Christoph; Hintz, Wieland; Lecomte, Pierre; Lustermann, Werner; Marchica, Carmelo; Martinez Ruiz del Arbol, Pablo; Milenovic, Predrag; Moortgat, Filip; Nägeli, Christoph; Nef, Pascal; Nessi-Tedaldi, Francesca; Pape, Luc C.M.; Pauss, Felicitas; Punz, Thomas; Rizzi, Andrea; Ronga, Frédéric J.; Rossini, Marco; Sala, Leonardo; Sanchez, Ann-Karin; Sawley, Marie-Christine; Stieger, Benjamin; Tauscher, Ludwig; Thea, Alessandro; Theofilatos, Konstantinos; Treille, Daniel; Urscheler, Christina; Wallny, Rainer; Wehrli, Lukas; et al.

Publication date:

2011-07

Permanent link:

<https://doi.org/10.3929/ethz-b-000039709>

Rights / license:

[Creative Commons Attribution-NonCommercial 2.0 Generic](#)

Originally published in:

Journal of High Energy Physics 2011(7), [https://doi.org/10.1007/JHEP07\(2011\)098](https://doi.org/10.1007/JHEP07(2011)098)

Search for light resonances decaying into pairs of muons as a signal of new physics

The CMS collaboration

ABSTRACT: A search for groups of collimated muons is performed using a data sample collected by the CMS experiment at the LHC, at a centre-of-mass energy of 7 TeV, and corresponding to an integrated luminosity of 35 pb^{-1} . The analysis searches for production of new low-mass states decaying into pairs of muons and is designed to achieve high sensitivity to a broad range of models predicting leptonic jet signatures. With no excess observed over the background expectation, upper limits on the production cross section times branching fraction times acceptance are set, ranging from 0.1 to 0.5 pb at the 95% CL depending on event topology. In addition, the results are interpreted in several benchmark models in the context of supersymmetry with a new light dark sector exploring previously inaccessible parameter space.

KEYWORDS: Hadron-Hadron Scattering

Contents

1	Introduction	1
2	Detector, dataset, and trigger	2
3	Offline selections and analysis of the data	3
3.1	Data selections and reconstruction	4
3.2	Event categorization	5
3.3	Background estimation	5
3.4	Efficiencies and systematic uncertainties	10
4	Results	12
5	Summary	14
	The CMS collaboration	17

1 Introduction

Recent astrophysical observations of an excess of high-energy positrons in the cosmic-ray spectrum [1] have motivated the rise of new physics scenarios [2] suggesting that this excess may be associated with annihilations of dark matter particles in the galactic halo. These models may also accommodate the observed discrepancies in direct searches for dark matter [3–5]. One realization of such models assumes an extra U(1) gauge symmetry with weak coupling to the standard model (SM). The U(1) symmetry is broken, leading to a light vector boson (with mass $m \sim O(1 \text{ GeV}/c^2)$), referred to as a “hidden” or “dark” photon γ_{dark} , which can have a small kinetic mixing with the SM photon providing a portal for the hidden-sector photon to decay into leptons and, if kinematically allowed, hadrons. More complex models can lead to a whole hierarchy of hidden-sector states or can have dark photons preferentially couple to leptons [6]. Hidden sectors can be realized naturally in supersymmetric (SUSY) models where coupling of the dark sector to the SUSY sector can be enhanced. At the Large Hadron Collider (LHC), if SUSY exists and is kinematically accessible, these models predict production of dark photons as part of the SUSY cascades. The new light hidden states may be produced in decays of the lightest supersymmetric particle (sparticle) of the visible sector. In the extensions of the Minimal Supersymmetric Standard Model (MSSM) with the lightest neutralino being the lightest SUSY particle (LSP) in the visible sector, the MSSM LSP can decay to the light hidden-sector particles and sparticles, while a heavy dark fermion provides a cold dark matter candidate. Alternatively, the lightest MSSM neutralino can decay to light hidden particles and a heavier dark neutralino [7], which becomes a cold dark matter candidate. Because the

MSSM LSP in these models is unstable and is not subject to the constraints on a cold dark matter candidate, there are scenarios [8] where the LSP is a squark decaying into a quark and the light hidden-sector states. Depending on the complexity of the light dark sector, at the LHC one may expect either a single dark photon at the end of each SUSY cascade or a whole cascade of hidden-sector-state decays with emission of multiple dark photons. Subsequent decays of new states into leptons lead to appearance of energetic collimated groups of leptons, the characteristic “leptonic jet” signature [9]. While the spectrum of such leptonic jets depends on masses of sparticles that are part of the SUSY cascade in which they are produced, typical scenarios accessible at the LHC predict leptonic jets with transverse momenta ranging from tens to several hundreds of GeV/ c .

Previous searches for low-mass dilepton resonances have been performed at the Tevatron [10, 11], as well as Belle [12], BaBar [13], and LEP [14], and revealed no signals of new physics. Due to the large cross section of SUSY production via strong interaction, the LHC may provide access to these new states with early data motivating the search for anomalous production of collimated groups of leptons.

This paper describes a topology-based search for new light resonances decaying to pairs of muons using data collected by the Compact Muon Solenoid (CMS) experiment during the 2010 LHC data-taking period and corresponding to an integrated luminosity of 35.0 ± 1.4 pb $^{-1}$. This analysis searches for events with one or more muon pairs that are consistent with being produced in the decays of the same particle type. Assuming on-shell production of at least a fraction of these new bosons per event, the new physics would manifest itself as an enhancement in the production rate of muon pairs consistent with a certain common mass. The results of the search are presented in a model-independent fashion, limits are also set on specific benchmark scenarios [7, 8] in the context of SUSY models.

2 Detector, dataset, and trigger

The CMS detector is a general-purpose apparatus providing excellent momentum and direction measurement of particles produced in pp collisions at the LHC. The central feature of CMS is a superconducting solenoid of 6 m internal diameter. Within the volume of a 3.8 T magnetic field are the silicon pixel and strip tracker, the crystal electromagnetic calorimeter and the brass/scintillator hadron calorimeter. Muons are measured in gas-ionization detectors embedded in the steel return yoke. In addition to the barrel and endcap detectors, CMS has extensive forward calorimetry. CMS uses a right-handed coordinate system, with the origin at the nominal interaction point, the x axis pointing to the centre of the LHC ring, the y axis pointing up (perpendicular to the LHC plane), and the z axis along the counterclockwise beam direction. The polar angle θ is measured from the positive z axis and the azimuthal angle ϕ is measured in the x - y plane. The pseudorapidity $\eta = -\ln[\tan(\theta/2)]$ is frequently used instead of the polar angle θ . Here we only briefly describe the components of the CMS directly relevant to this analysis; the full details of the detector, its subsystems, and performance are described elsewhere [15].

The inner tracker measures charged particles within the pseudorapidity range $|\eta| < 2.5$. It consists of 1440 silicon pixel and 15 148 silicon strip detector modules and is located inside

the superconducting solenoid. It provides an impact parameter resolution of $\sim 15 \mu\text{m}$ and a transverse momentum (p_T) resolution of about 1.5% for 100 GeV/ c particles. The muons are measured in the pseudorapidity window $|\eta| < 2.4$, with detection planes made of three technologies: Drift Tubes, Cathode Strip Chambers, and Resistive Plate Chambers. Matching the muons to the tracks measured in the silicon tracker results in a transverse momentum resolution between 1 and 5%, for p_T values up to 1 TeV/ c .

Because of the high rate of the collisions, the CMS uses a two-level dedicated trigger system. The first level (L1) of the CMS trigger, composed of custom hardware processors, is designed to select, in less than 1 μs , the most interesting events, using information from the calorimeters and muon detectors. The High Level Trigger (HLT) processor farm, running a simplified and highly optimized version of the CMS offline reconstruction, is designed to decrease further the event rate down to a maximum of 300 Hz, before data storage.

The data used in this analysis have been collected with the inclusive muon triggers with the lowest available p_T threshold. At level 1, the data are selected using muon candidates reconstructed by the L1 muon hardware, followed by the confirmation at the HLT, where muons are reconstructed by matching tracks reconstructed in the muon system with the tracks reconstructed in the silicon tracker detectors to refine the muon p_T measurement. Because the trigger configuration was changing during the data taking period, there are three distinct parts of the dataset where the triggers used had transverse momentum thresholds of 9, 11, and 15 GeV/ c at the HLT. In all cases, level 1 muon thresholds were low enough to ensure that the HLT thresholds are at the plateau of the L1 muon efficiency. To make the selected data uniform, we additionally require offline events to contain at least one trigger candidate with $p_T > 15 \text{ GeV}/c$ as measured online, such that the final dataset is the same as it would have been if collected using a single inclusive muon trigger with $p_T > 15 \text{ GeV}/c$.

3 Offline selections and analysis of the data

In this analysis we search for evidence of new light bosons decaying into pairs of muons. The new particles can be isolated or produced in groups, coming from cascade decays in the hidden sector ending with several instances of the lowest-state particle. In addition to dimuon decays, the new particle decay channels can include pairs of electrons and perhaps hadrons. In many scenarios, multiple instances of such a new boson can be produced per event. This analysis therefore searches for events with one or more muon pairs that are consistent with being produced in the decays of the same particle type. Assuming on-shell production of at least a fraction of these new bosons per event, the new physics would manifest itself as an enhancement in the production rate of muon pairs consistent with a certain common mass.

This analysis aims to reach two goals. First, to achieve high sensitivity for a representative range of specific new physics scenarios leading to characteristic muon-jet signatures and, second, to present results that would allow future interpretation in the context of other models of new physics yielding leptonic jet signatures. Essentially all classes of models of new physics relevant to this analysis lead to the production of events of several different

topologies in terms of the number of collimated muon jets and multiplicities of muons within each jet. Because these topologies have different sources and levels of SM backgrounds, we categorize events using topologies with different expected signal-to-background ratios to maximize the overall sensitivity of the analysis.

3.1 Data selections and reconstruction

Offline, events are required to have at least one primary vertex reconstructed in the luminous region along the beamline to minimize background events not originating from collisions. Selected events are further required to have at least one high-quality muon candidate, with $p_T > 15 \text{ GeV}/c$ matching the muon selected by the online trigger and within $|\eta| < 0.9$ reconstructed using an “inside-out” algorithm, thus ensuring high efficiency in the environment with multiple nearby muons. This algorithm extrapolates silicon tracker tracks into the muon system and attaches to them individual tracklets (stubs) reconstructed in muon chambers. Any stub in the muon system can only be associated with one extrapolated tracker track most compatible with the stub. The reconstructed muon candidate is required to have stubs in at least two out of four muon stations it crosses. To be classified as high-quality, muon candidates are required to have at least eight hits in the silicon tracker. The requirement of $|\eta| < 0.9$ ensures high and well understood trigger efficiency insensitive to the presence of muon hits from other nearby muons expected in the signatures with collimated muons. It avoids the endcap region where the trigger efficiency can be substantially diminished in the presence of multiple closely spaced muons because of the features of the trigger electronics setup. Additional muon candidates are required to have $p_T > 5 \text{ GeV}/c$, to be contained within $|\eta| < 2.4$, and to satisfy the same quality requirements.

Muon jets are reconstructed by iteratively clustering muon candidates starting with the highest p_T . Each additional muon is added to the jet if the invariant mass of this muon and any oppositely charged muon already assigned to the jet satisfies $m_{\mu\mu} < 9 \text{ GeV}/c^2$ and is compatible with originating from the same vertex (confidence level of the vertex fit $> 1\%$). The clustering procedure always converges and is independent of the order in which muons are added to muon jets. The choice of $m_{\mu\mu} < 9 \text{ GeV}/c^2$ ensures that muons originating from the same b quark are always clustered into the same muon jet and most muons originating from different b quarks are clustered into different muon jets. It is also appropriate for topologies predicted by most relevant models of new physics, as the typical masses of the heavier hidden states originating the cascades are of the order of a few GeV/c^2 . Note that the efficiency of this clustering algorithm does not depend on the boost of the muon jet, thereby reducing the sensitivity of the analysis to those details of the kinematics that can differ from one model to another. As a consequence of the clustering algorithm, each muon jet must contain at least one muon of each charge, but can contain arbitrarily many muons. Within each muon jet, we identify “fundamental dimuons,” the pairs of oppositely charged muons that are most likely to have arisen from individual dark photon decays. Since all dark photons in the event have the same mass, the assignment is performed by selecting a combination of pairs that yields minimal difference in dimuon mass among the pairs.

3.2 Event categorization

All events are categorized according to the number of muon jets N and the number of muon candidates n_i in the i^{th} muon jet, thus forming topologies denoted as $R_{n_1 \dots n_N}^N$. No isolation requirements are imposed on any of the muon candidates. Muons that do not belong to any muon jet (which may arise from SUSY cascades, rather than dark photon decays) are neither used to identify nor to reject signal events. The event selection is also insensitive to the presence of hadronic jets or missing transverse energy in the event.

In topologies with multiple dimuon candidates originating from the same particle type, the reconstructed masses of all fundamental dimuons would be consistent with each other within detector resolution for signal events, but not necessarily for backgrounds. Therefore, we build a K -dimensional distribution of reconstructed dimuon masses m_1, \dots, m_K for each topology, where K is the number of reconstructed dimuons per event. The signal of new physics would appear as an enhancement of events at a point near the K -dimensional diagonal with $m_1 \approx \dots \approx m_K \approx m_0$, where m_0 is the mass of the new particle. While the distributions of background events are not smooth because of the low-mass resonances, they extend beyond the diagonal in a known way. The only exception is the R_2^1 topology with exactly one fundamental dimuon per event: the signal would appear as a narrow peak in the 1D distribution of dimuon mass m . For topologies with K dimuon candidates, we define the signal region as a “corridor” near the diagonal in the K -dimensional space of width $5 \times \sigma(m_{\mu\mu})$, where $\sigma(m_{\mu\mu}) = 0.026 \text{ GeV}/c^2 + 0.0065 m_{\mu\mu}$ for barrel ($|\eta^{\mu\mu}| < 0.9$, where $\eta^{\mu\mu}$ is the pseudorapidity of the dimuon momentum defined as a vector sum of momenta of the muons in the dimuon) and $0.026 \text{ GeV}/c^2 + 0.013 m_{\mu\mu}$ for endcap ($0.9 < |\eta^{\mu\mu}| < 2.4$). The parameterization for $\sigma(m_{\mu\mu})$ was derived from studies of J/ψ , ψ' , ϕ , and ρ/ω resonances, as well as high- p_T Monte Carlo simulations, and corresponds to the resolution expected of hypothetical dimuons with $p_T \approx 300 \text{ GeV}/c$ in the barrel region and $p_T \approx 150 \text{ GeV}/c$ in the endcap. Better mass resolution for lower momentum dimuons makes this definition of the signal corridor conservative for $p_T^{\mu\mu} < 300$ (150) GeV/c in the barrel (endcap). Dimuon momentum spectrum predicted in typical models rarely extends beyond 300-400 GeV/c making this choice acceptable for the entire range of expected dimuon momenta. After the shape of the background events distribution in the K -dimensional space is measured, the data in the off-diagonal part can be used to obtain the background normalization, which can then be used to fit the data in the near-diagonal region for signal plus background.

If an enhancement were to be observed in the diagonal regions, one could further construct the invariant mass of combinations of dimuons in the same muon jet to search for possible structure, e.g. a process of the type $a_2 \rightarrow a_1 a_1 \rightarrow (\mu\mu)(\mu\mu)$ would lead to an enhancement in the invariant mass of pairs of dimuons consistent with $m(a_2)$. To maintain analysis sensitivity for models with $m(a_2) < 2m(a_1)$ where one of both a_1 bosons are produced off-shell, events with high multiplicity muon jets, e.g. topology R_4^1 , are to be analyzed for evidence of an enhancement in the “quadmuon” invariant mass distribution.

3.3 Background estimation

The SM background contributions to event topologies $R_{n_1 \dots n_N}^N$ vary significantly in terms of the overall rates and the composition of contributing processes. The single-dimuon

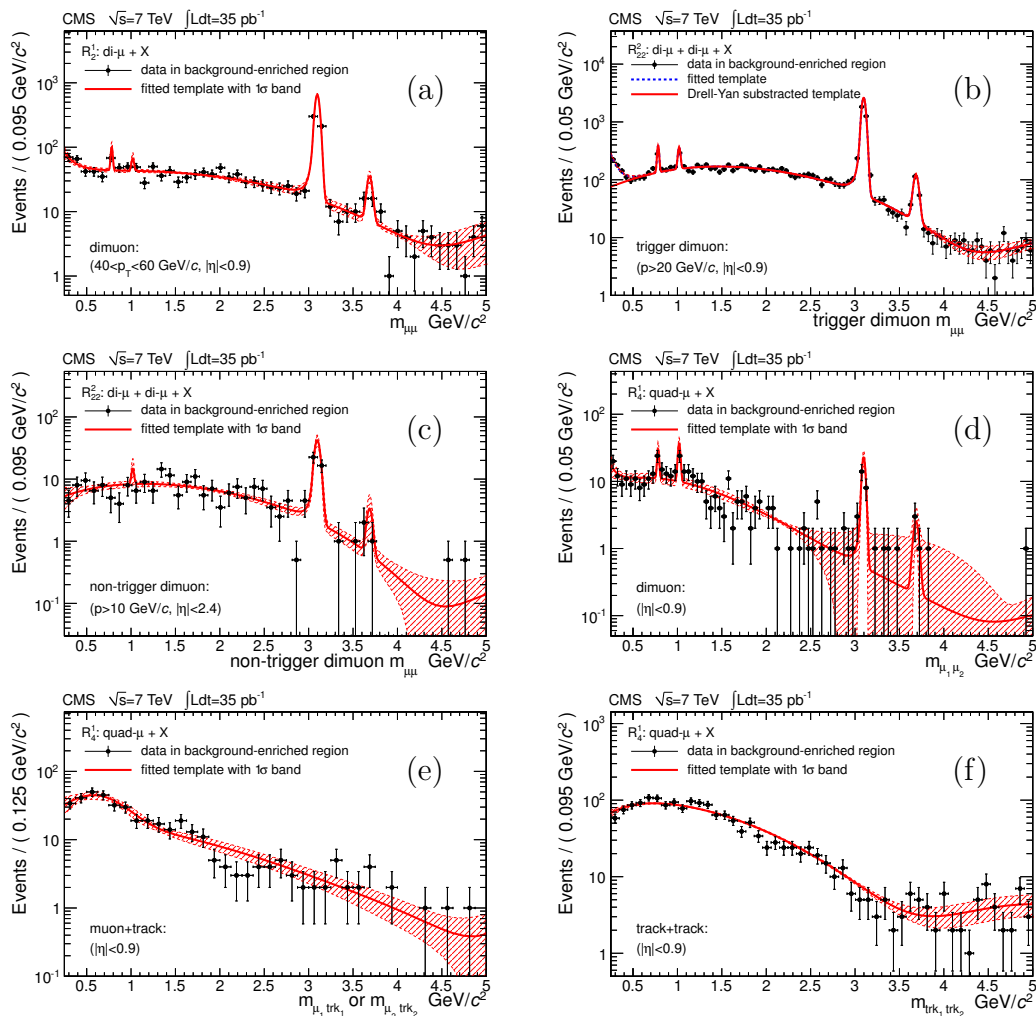


Figure 1. Dimuon invariant mass distributions in the background-enriched samples for different topologies. The data are overlaid with parameterized functions, fitted to the data, and used to construct mass-shape templates for the distributions of background events in signal regions.

topology R_2^1 suffers from a particularly high rate of the SM backgrounds because of $b\bar{b}$ and Drell-Yan processes. Without additional selections, the SM backgrounds would be too large to maintain sensitivity to signals with picobarn-scale cross sections. To reduce the SM backgrounds, events in the R_2^1 topology are additionally required to have the muon jet transverse momentum satisfy $p_T^{\mu\mu} > 80 \text{ GeV}/c$. This requirement dramatically improves the sensitivity of this topology to new physics signals that predict highly boosted muon jets. At the same time this requirement reduces acceptance for signal events containing only one dimuon per event, particularly for models, in which the muon jets have lower boosts. For such models the sensitivity is driven by events with topologies containing two or more dimuons per event, for which no high momentum requirement is imposed. Data reconstructed in topology R_2^1 with lower momentum dimuon candidates are used for background studies and validation of the background estimation techniques. The other

special case is topology R_3^1 , in which the signal content is expected to be low and the background rate is substantial, dominated by events with two genuine muons from b decays and a non-muon track misidentified as a muon. We do not use data in this topology to search for signal; these events are instead used as a control region to test background parameterizations.

The background rates in the selected topologies are expected to be low with the exception of topology R_2^1 , where backgrounds remain non-negligible even after the $p_T^{\mu\mu} > 80 \text{ GeV}/c$ requirement. However, because the search for new resonances is performed in small windows in the invariant mass distribution of muon pairs, the rate of remaining background in each window is comparable to the rate of the signal being sought. For topology R_2^1 , the main SM background contributions are due to $b\bar{b}$ production with one of the b quarks undergoing a double semileptonic decay, low-mass resonance production (prompt or from heavy-flavour decays), low-mass Drell-Yan production, and occasional muon misidentifications due to decays-in-flight, either alone or in combination with a muon from a heavy-flavour decay. For topology R_{22}^2 , the SM backgrounds are dominated by $b\bar{b}$ production with both b jets undergoing double semileptonic decays or fragmenting into low-mass resonances decaying to pairs of muons. Background events with muon jets consisting of multiple muon candidates (the quadmuon topology R_4^1 and the higher-order topologies) typically originate from events with two muons from a b jet and the other muons from either decays-in-flight, punch-through, or muon misidentifications where some of the segments from true muons are matched to the non-muon tracks. The SM content of the higher order regions is due to rare combinations of the mechanisms discussed above and is extremely low.

To account for background contributions, we construct “templates” (one for each topology) modeling the distribution of reconstructed muon pair masses in background events. With the exception of the single dimuon topology R_2^1 , the templates are multidimensional distributions in the (m_1, \dots, m_K) space of reconstructed muon pair masses, where K is the number of dimuons characteristic of a given topology. For each category, we define one or more background-enriched regions used to construct the template. In addition, we define a control region for validating the template using events with properties closely resembling those of the final events or using the off-diagonal side-band of the final (m_1, \dots, m_K) distribution.

While the templates were derived directly from data, we use simulation to determine the composition of the backgrounds as well as momentum evolution of certain parameters, e.g. the dimuon mass resolution and shape of the invariant mass distributions. To ensure that simulation is reliable in the phase space characteristic of this analysis, a series of detailed studies have been performed. First, the single-dimuon dataset with $p_T^{\mu\mu} < 80 \text{ GeV}/c$ (low momentum part of topology R_2^1) was divided in subsets, each one dominated by only one of the contributing background processes to measure rates, shapes, kinematic distributions, tracking related parameters and resolutions, and mass resolutions of low-mass resonances as a function of the boost. These measurements were compared to simulation predictions and showed very good agreement except for a few known and well-understood shortcomings of the simulated samples available (lack of very low-mass Drell-Yan events,

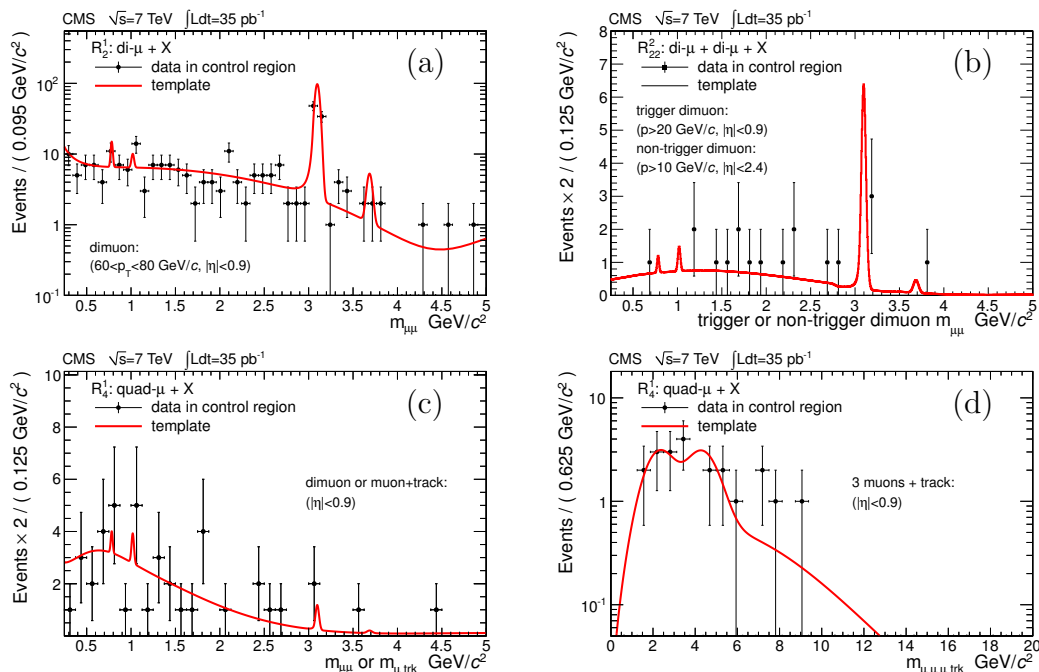


Figure 2. (a): Data in the single-dimuon category (R_2^1) control region $60 < p_T^{\mu\mu} < 80 \text{ GeV}/c$ overlaid with the background prediction obtained from the background-enriched region $40 < p_T^{\mu\mu} < 60 \text{ GeV}/c$, fitted for overall normalization only. (b): The invariant mass of all dimuons in the off-diagonal region for events in the two-dimuon category (R_{22}^2 ; note that there are two entries per event), compared with the prediction obtained from the full 2D background template, fitted for overall normalization only. (c): The invariant mass distribution of all “dimuons” in the 3μ +track events (two entries per event) used as a control region for the analysis of events in the quadmuon category (R_4^1). The distribution is compared with the prediction obtained from the full 2D background template, fitted for overall normalization only. (d): The invariant mass of the four “muons” in the 3μ +track control region for the quadmuon topology R_4^1 compared with the prediction obtained from the data in the background-enriched region ($2\mu + 2\text{tracks}$).

missing production modes and/or decay channels for some resonances). In the following, we describe the details of the procedure to construct the background templates for topologies R_2^1 , R_{22}^2 and R_4^1 , which have the highest background content. Templates for higher order topologies are constructed in a similar fashion, but ultimately have not been used explicitly in the final fit because no data events were observed in topologies with more than four muons (the Bayesian limit is insensitive to the rate of expected background events when no data events are observed). These topologies still contribute to the analysis sensitivity as benchmark models predict a non-negligible fraction of signal acceptance to fall into the higher order topologies.

To model the shape of the invariant mass distribution for the single dimuon region R_2^1 , we define two sub-regions with $40 < p_T^{\mu\mu} < 60 \text{ GeV}/c$ (background-enriched region) and $60 < p_T^{\mu\mu} < 80 \text{ GeV}/c$ (control region). The first sub-region is used to obtain a parametrization of the shape of the dimuon invariant mass distribution in background events. The data were parameterized using a combination of Bernstein polynomials [16]

and Crystal Ball functions ([17], see appendix D) describing resonances, and the results are shown in figure 1(a). To validate the template with data, we fit its shape to the observed data in the region $60 < p_T^{\mu\mu} < 80 \text{ GeV}/c$, allowing only the overall normalization to float in the fit. To account for the evolution of the resolution of mass measurement with $p_T^{\mu\mu}$, an additional term was added to the uncertainties in the widths of resonances, and we used simulation to verify that the shape of the bulk of the background distribution is only a weak function of $p_T^{\mu\mu}$. The comparison shows good agreement as illustrated in figure 2(a). The same template (with the uncertainty of mass resolution evolved to cover even higher $p_T^{\mu\mu}$) is used to predict the shape of background events of topology R_2^1 in the signal region $p_T^{\mu\mu} > 80 \text{ GeV}/c$.

The SM backgrounds in the two-dimuon topology R_{22}^2 are dominated by $b\bar{b}$ events with each b quark yielding a pair of muons. Because each b jet fragments independently, the background distribution in the (m_1, m_2) space of the two dimuon masses is a Cartesian product of the 1D dimuon mass distribution with itself. However, because one of the dimuons contains the $p_T > 15 \text{ GeV}/c$ muon that triggered the event, its dimuon mass spectrum is different from that of the other dimuon. To account for this effect, we separately measure the shapes for the “trigger” and “non-trigger” dimuons. To model the trigger dimuon shape, we use single-dimuon events with further selections suppressing the non- $b\bar{b}$ backgrounds, fit to a parameterized functional form and subtract the residual contamination from Drell-Yan background, which does not contribute to the topology R_{22}^2 (both subtracted and non-subtracted curves are shown in figure 1(b)). To match the kinematics of the two-dimuon events being modeled, the “other dimuon” shape is obtained using three-muon events with a dimuon recoiling off a trigger-quality muon and is shown in figure 1(c). To account properly for a contribution with both dimuons containing a trigger-quality muon in the final 2D template, an additional reweighing is applied in taking the Cartesian product of the two distributions. The template is validated using finally selected two-dimuon events in the off-diagonal part of the (m_1, m_2) distribution. Figure 2(b) shows a comparison of the invariant mass distribution of the dimuons in these events (note that there are two histogram entries per event), compared to the prediction derived from the template and fit to the data for overall normalization only.

The quadmuon topology R_4^1 has a small background contamination in which a b quark produces two genuine muons and additional two muons are produced from non-muon tracks incorrectly matched to some of the genuine muon stubs. When identifying the two fundamental dimuons within the group of four muons, both $(\mu, \mu) + (trk, trk)$ and $(\mu, trk) + (\mu, trk)$ pairings can occur, each having its own distinct 2D shape in the (m_1, m_2) space. To model these events, we use single dimuon events and construct “pseudo muon jets” using two reconstructed muons and two non-muon tracks playing the role of misidentified muons. Selected events are separated into two subsets according to the type of pairing, each producing a 2D distribution for the invariant masses of the two pairs in the event. Figures 1(d), (e) and (f) show 1D invariant mass distributions for (μ, μ) , (trk, trk) , and (μ, trk) -type dimuons obtained from projections of the 2D distributions for the two types of events. In the R_4^1 signal events, the identities of μ and trk are unknown, so the mass templates and the signal events are both symmetrized by randomly assigning dimuon

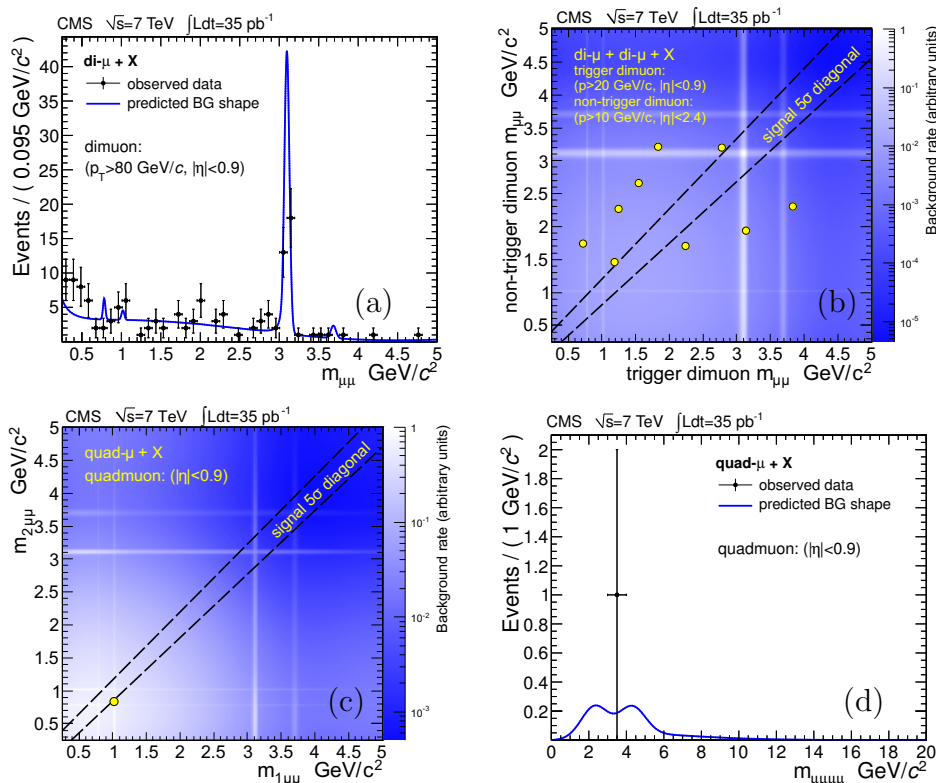


Figure 3. The 1D and 2D invariant mass distributions of muon pairs for events in each signal region, compared with the expected background. (a): Events in the single dimuon topology R_2^1 . (b): 10 events in the two-dimuon topology R_{22}^2 . (c): The single “quadmuon” event in topology R_4^1 . (d): The invariant mass of all four muons for the same event. None of the events in the multi-dimensional topologies fall into the corridor along the diagonal (shown as dashed lines), which would indicate the presence of signal. The last plot is relevant for the special scenario with a cascade decay $a_2 \rightarrow a_1 a_1$ with $m(a_2) < 2m(a_1)$, leading to the off-shell production of a_1 .

masses to the horizontal and vertical axes of the 2D distribution. The template is validated using a control region with three nearby muon candidates (R_3^1), one of which is likely a misidentified hadron, and adding a non-muon track to play the role of a second misidentified muon. Figure 2(c) compares the distribution of all “dimuons” in the 3μ +track control sample (note two entries per event) compared to the prediction based on the full 2D template fitted to data for overall normalization only. Figure 2(d) makes a similar comparison but for the quadmuon invariant mass. Templates for higher order topologies are derived as combinations of the above methods. In all cases, the full posterior density functions for fit parameters including correlations were used in the final fit to account for the uncertainties in the background templates.

3.4 Efficiencies and systematic uncertainties

The shape of the invariant mass distribution for possible signal events was studied by comparing the properties of events with dimuons from ω , ϕ , J/ψ , and ψ' resonances in data with the simulation predictions and extrapolating between the resonance masses.

Because of the excellent resolution of the CMS tracker, signal shapes have narrow widths scaling with the mass of the resonances, with a slight dependence on the dimuon transverse momentum. For final fits, signal shape is parameterized using a Crystal Ball function with core resolution of $\sigma(m_{\mu\mu}) = 0.026 \text{ GeV}/c^2 + 0.0065 m_{\mu\mu}$ for barrel ($|\eta^{\mu\mu}| < 0.9$) and $0.026 \text{ GeV}/c^2 + 0.013 m_{\mu\mu}$ for endcap ($0.9 < |\eta^{\mu\mu}| < 2.4$). To account for the unknown momentum range of the hypothetical signal, the width of the Gaussian core was allowed to vary within 30%. Multidimensional distributions were obtained by taking appropriate Cartesian products. The uncertainties on the parameters of the function are obtained by quantifying the level of agreement between data and simulation, which is dominated by the statistical uncertainties. For dimuons with $p_T^{\mu\mu} < 150 \text{ GeV}/c$, the reconstruction efficiency in the barrel region is nearly flat as a function of η , has an average value of $95 \pm 1\%$, and is driven by the efficiency in finding and matching stubs in the muon system. The efficiency decreases to about 92% for $m_{\mu\mu}$ close to $2m_\mu$ because of muon trajectories becoming nearly collinear. In the endcap region, there is a slight lowering of efficiency towards high $|\eta|$ because of muon trajectories overlapping in the muon system. The systematic uncertainty on the efficiency in the endcap region is 3% as obtained from comparisons of reconstruction efficiencies for simulated events with overlapping and non-overlapping muons, both with each other and with the data. For higher momentum dimuons, tracking effects become important as the overlaps of the trajectories lead to high sharing of hits and decreased efficiency. This effect is especially pronounced for $m_{\mu\mu}$ of 0.4–0.6 GeV/c^2 , where the efficiency decreases to $85 \pm 5\%$ at $p_T^{\mu\mu} \approx 250 \text{ GeV}/c$ and to $75 \pm 10\%$ at $p_T^{\mu\mu} \sim 350 \text{ GeV}/c$ because of events in which muon trajectories bend towards each other in the magnetic field and remain close to each other for a substantial part of their paths through the tracker. For muon pairs with $m_{\mu\mu}$ outside of this range, the efficiency is nearly flat until $p_T^{\mu\mu} \approx 250 \text{ GeV}/c$, where it starts a slow descent as $p_T^{\mu\mu}$ increases; it is about $85 \pm 5\%$ at $p_T^{\mu\mu} \approx 350 \text{ GeV}/c$. The uncertainties quoted account for possible inaccuracies in modelling the size of the tracker hit clusters in the silicon tracker potentially affecting the rate of merging of hits from nearby tracks, which is the dominant cause of the inefficiency of track reconstruction.

Reconstruction of quadmuons suffers more significantly from reconstruction failures in the muon system. In addition to the 3% inefficiency per muon, the probability to reconstruct all four muons in a quadmuon has a significant additional term related to small uninstrumented gaps between the wheels in the central part of the muon system. With an inefficiency of 8–10% per muon crossing the gap region and a significant probability for one or more muons to cross it, the average reconstruction efficiency for a quadmuon is $83 \pm 3\%$ ($p_T^{\mu\mu\mu\mu} \approx 150 \text{ GeV}/c$). For high-momentum quadmuons, tracking effects become more significant. In topologies with on-shell dimuons relevant to this analysis, the quadmuon efficiency is determined by the probability to reconstruct separately each of the two low-mass dimuons comprising the quadmuon, as significant overlaps of trajectories for muons from different dimuons are rare. The momentum dependence of the quadmuon efficiency closely follows the reconstruction efficiency of a dimuon with momentum equal to the higher-momentum dimuon within the quadmuon. The reconstruction efficiency also has the same dependence on the invariant mass of the dimuons within the quadmuon. For

a quadmuon with constituent dimuon mass of about $0.5 \text{ GeV}/c^2$ (the worst-case scenario), the average efficiency at $p_T^{\mu\mu\mu\mu} \sim 250 \text{ GeV}/c$ is about 74% and has a systematic uncertainty of 2–3% due to the tracking efficiency. Higher-multiplicity muon jets have larger inefficiencies because of muon system reconstruction failures, but are reconstructed as lower-multiplicity jets. In the context of a specific model, the migration of events between the high-multiplicity topologies does not reduce the overall acceptance. Higher multiplicity muon jet reconstruction is less affected by tracking inefficiencies as the average momentum of dimuons is moderate, even for very high momentum ($\sim 400 \text{ GeV}/c$) muon jets.

4 Results

The data in the regions used to search for signal (the “diagonal” regions of multi-dimensional distributions and the single-dimuon events with $p_T^{\mu\mu} > 80 \text{ GeV}/c$ in topology R_2^1) were not looked at until all analysis selections and signal extraction techniques were finalized. When the signal regions were examined, no evidence for new resonance production was found within the sensitivity of this analysis. Figure 3 shows the observed data for select topologies and the expected SM background contributions, which were obtained using the templates for each topology. The templates were normalized to the data in the off-diagonal regions in high-multiplicity topologies (all but R_2^1) and directly fitted in a combined signal-plus-background fit for the single-dimuon case (R_2^1). For topology R_2^2 , 10 events were observed in the non-diagonal region of the distribution with one event falling outside the $m_{\mu\mu} > 5 \text{ GeV}/c$ range and therefore not seen in figure 3(b). The single off-diagonal event in the quadmuon topology R_4^1 can be interpreted in the context of models with new light bosons produced off-shell via a process of the type $a_2 \rightarrow a_1 a_1 \rightarrow 4\mu$. No events were found in any topologies with more than four muons.

To interpret the results in a model-independent fashion, we set the 95% confidence level (CL) upper limits on the allowed production rate of the single-dimuon+X, quadmuon+X and two-dimuons+X topologies. To simplify further phenomenological interpretations of these results, the rate is defined as the cross section times appropriate branching fractions to produce a particular signature times kinematic and geometrical acceptance, assuming an ideal detector. The “ideal detector acceptance” α_{ideal} is the probability for an event to satisfy analysis selections for a specific topology taking into account momentum thresholds and η ranges of muons, but ignoring all detector and reconstruction algorithm inefficiencies. For a given model, α_{ideal} can be evaluated using one of the standard event generators and requires no knowledge of the instrumental inefficiencies, which are absorbed into the experimental limit calculation. The upper limits are shown in figure 4(a) and the main acceptance cuts, defining the ideal detector acceptance for the three topologies, are given in the legend of the same figure.

Limits are set using a Bayesian technique including integration over the systematic uncertainties in the signal and background shape parameterizations and the background normalization, which are treated as nuisance parameters using the true posterior density for the background normalization and log-normal priors in other cases. The limits shown in figure 4(a) account for systematic uncertainties in the knowledge of instrumental inefficien-

cies as well as the variations of the reconstruction efficiencies for dimuon masses ranging from 0.25 to 5 GeV/ c^2 and the means of the muon jet (dimuon or quadmuon) momentum distributions up to 250 GeV/ c . These variations were treated as an additional systematic uncertainty and were 7% for the quadmuon topology, 20% for dimuon, and 35% for the two-dimuon topology. For higher momentum muon jets, the limits become weaker because of diminishing track reconstruction efficiency. Other systematic uncertainties account for the precision in the luminosity measurement (4%), uncertainties in the efficiency of reconstructing and matching muon stubs to the tracks and triggering (1-4% depending on the topology), and track reconstruction efficiency (5-10%).

The limits presented can be used as conservative bounds on higher multiplicity topologies, e.g. the limit for the quadmuon+X topology can be used to constrain the production rate of signals with muon jets containing four or more muons in it. These limits are conservative in assuming that reconstruction failures always remove events from consideration, whereas in reality events in which there are reconstruction failures usually enter another, lower multiplicity, topological category. The limit for the quadmuon+X topology can be reinterpreted for models predicting $a_2 \rightarrow a_1 a_1 \rightarrow 4\mu$ cascades with one or both a_1 bosons off-shell (if $m(a_2) < 2m(a_1)$). In this case, the 95% CL upper limit on the production rate is the same as the quadmuon+X limit in figure 4(a) except near $m(a_2) \approx 3.5$ GeV/ c^2 , the invariant mass of all four muons in the single off-diagonal event observed in topology R_4^1 . In that region, the limit can be conservatively estimated by multiplying the quadmuon+X limit by factor of 4.74/3.00 (the ratio of Bayesian 95% CL upper limits for the mean of a Poisson variable given one and zero observed events in the absence of backgrounds).

To set limits for representative benchmark scenarios, we use two models of SUSY with the dark sector. The first SUSY model [7] assumes standard MSSM squark/gluino production and cascades followed by the decay of the MSSM LSP into the dark sector $\chi_1^0 \rightarrow h_{\text{dark}}\chi_{\text{dark}}$ or $\chi_1^0 \rightarrow \gamma_{\text{dark}}\chi_{\text{dark}}$, where χ_{dark} is the new cold dark matter candidate. The lightest MSSM neutralino mass is set to 400 GeV/ c^2 and the dark sector masses used are $m(h_{\text{dark}}) = 3$, $m(\gamma_{\text{dark}}) = 0.5$, and $m(\chi_{\text{dark}}) = 300$ GeV/ c^2 . The resulting limits are shown as a function of gluino mass $m(\tilde{g})$ ($m(\tilde{q}) = m(\tilde{g})/1.2$ for the first two generations) in figure 4(b) for three different choices of branching fractions $B(\gamma_{\text{dark}} \rightarrow \mu\mu)$. The systematic uncertainties used are the same as for model-independent limits with two exceptions. First, we exclude uncertainties used to compensate for variations in efficiency with $p_T^{\mu\mu}$ because in this case the momentum spectra are known. Second, we include an uncertainty of 3% in the acceptance to account for uncertainties in proton parton distribution functions (PDF) by varying parameterizations within the CTEQ6.6 [18] family, and comparing the central values of CTEQ6.6L with NNPDF2.0 [19], and MSTW2008 [20] sets. As a reference, typical signal acceptance (the probability for an event to be reconstructed in one of the signal topologies) is of the order of 70–75% for $m(\tilde{q}) = 500$ –1000 GeV/ c^2 assuming $B(\gamma_{\text{dark}} \rightarrow \mu\mu) = 100\%$. For $B(\gamma_{\text{dark}} \rightarrow \mu\mu) = 50\%$ and 33%, the corresponding ranges change to 30–40% and 20–25%, respectively.

The second model [8] assumes squarks to be the MSSM LSP ($m(\tilde{q}) = m(\tilde{g})/1.2$). Following production, squarks decay via $\tilde{q} \rightarrow qn_2$, where n_2 is a heavier dark sector fermion with the decay modes dominated by either $n_2 \rightarrow n_1\gamma_{\text{dark}}$ (n_1 is a lighter dark fermion) or

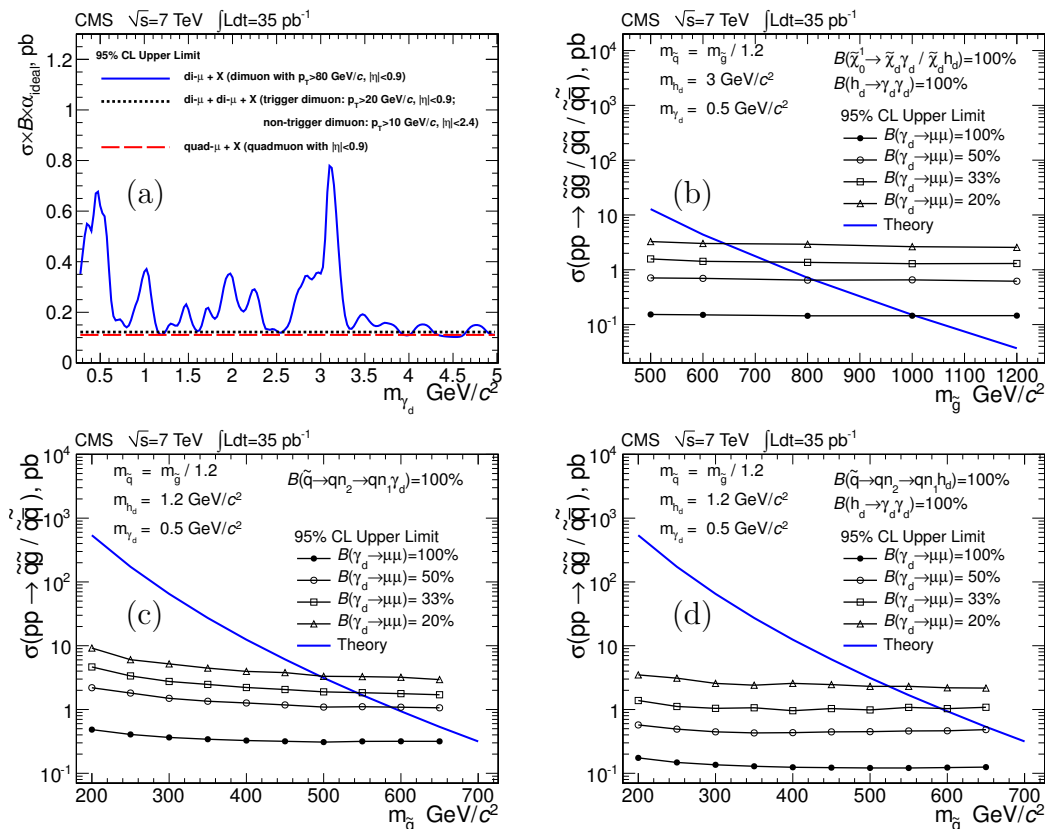


Figure 4. (a): 95% CL upper limits on the rate of the signals of new physics with leptonic jets for three topologies expressed as cross section times appropriate branching fractions to produce a particular signature (including branching fraction for $\gamma_{\text{dark}} \rightarrow \mu\mu$) times kinematic and geometrical acceptance (muon momentum thresholds and η ranges), assuming an ideal detector. (b): Limits for the Dark SUSY model [7] with the MSSM LSP decaying via $\tilde{\chi}_1^0 \rightarrow \tilde{\chi}_{\text{dark}} \gamma_{\text{dark}} + \tilde{\chi}_{\text{dark}} h_{\text{dark}} (\rightarrow \gamma_{\text{dark}} \gamma_{\text{dark}})$, with the $\tilde{\chi}_{\text{dark}}$ being the new LSP. (c) and (d): Limits on the model [8] where squark is the MSSM LSP decaying into a quark and a light hidden sector fermion decaying to a lighter hidden sector fermion with emission of either a dark photon (c) or a light dark-Higgs (d) decaying to two dark photons.

$n_2 \rightarrow n_1 h_{\text{dark}} (\rightarrow \gamma_{\text{dark}} \gamma_{\text{dark}})$. For each of the two sub-models the limits on the production cross section are shown in figures 4 (c) and (d) for three different choices of branching fractions $B(\gamma_{\text{dark}} \rightarrow \mu\mu)$. The dark sector masses are set to $m(h_{\text{dark}}) = 1.2$, $m(h_{\text{dark}}) = 0.5$, $m(n_2) = 2$, $m(n_1) = 0.5$ GeV/c². The cross section curves shown in figures 4(c-d) assume universality of squark masses across three squark generations. The cross section is reduced if squark masses are not universal. The limits presented are the most stringent to date for models with dark SUSY sector from collider experiments.

5 Summary

A topology-based search for groups of collimated muons (muon jets) using a data sample corresponding to an integrated luminosity of 35 pb⁻¹ revealed no signal of new physics

within the sensitivity of the measurement. No events consistent with two or more decays of the new light boson species to a pair of muons were found in the data, and no excess over the SM backgrounds was observed for production of single high- p_T bosons decaying to pair of muons. Relaxing the assumption that the light bosons are on-shell and searching for possible $a_2 \rightarrow a_1 a_1 \rightarrow 4\mu$ cascades revealed one event, consistent with the background expectation.

With these observations, we set limits on the production of new low-mass states decaying to pairs of muons that can be applied to a broad class of models predicting the leptonic jet signatures. These 95% CL limits exclude production of new physics in several event topologies with $\sigma \times B \times \alpha_{\text{ideal}}$ in the range of 0.1–0.5 pb, where α_{ideal} refers to the kinematic and geometrical acceptance of the analysis for an ideal detector. We also set model-dependent limits on several benchmark models predicting production of the new light states in the context of dark SUSY significantly extending the sensitivity of previous searches performed at the Tevatron.

Acknowledgments

We wish to congratulate our colleagues in the CERN accelerator departments for the excellent performance of the LHC machine. We thank the technical and administrative staff at CERN and other CMS institutes, and acknowledge support from: FMSR (Austria); FNRS and FWO (Belgium); CNPq, CAPES, FAPERJ, and FAPESP (Brazil); MES (Bulgaria); CERN; CAS, MoST, and NSFC (China); COLCIENCIAS (Colombia); MSES (Croatia); RPF (Cyprus); Academy of Sciences and NICPB (Estonia); Academy of Finland, MEC, and HIP (Finland); CEA and CNRS/IN2P3 (France); BMBF, DFG, and HGF (Germany); GSRT (Greece); OTKA and NKTH (Hungary); DAE and DST (India); IPM (Iran); SFI (Ireland); INFN (Italy); NRF and WCU (Korea); LAS (Lithuania); CINVESTAV, CONACYT, SEP, and UASLP-FAI (Mexico); MSI (New Zealand); PAEC (Pakistan); SCSR (Poland); FCT (Portugal); JINR (Armenia, Belarus, Georgia, Ukraine, Uzbekistan); MST and MAE (Russia); MSTD (Serbia); MICINN and CPAN (Spain); Swiss Funding Agencies (Switzerland); NSC (Taipei); TUBITAK and TAEK (Turkey); STFC (United Kingdom); DOE and NSF (USA).

Open Access. This article is distributed under the terms of the Creative Commons Attribution Noncommercial License which permits any noncommercial use, distribution, and reproduction in any medium, provided the original author(s) and source are credited.

References

- [1] PAMELA collaboration, O. Adriani et al., *An anomalous positron abundance in cosmic rays with energies 1.5-100 GeV*, *Nature* **458** (2009) 607 [[arXiv:0810.4995](#)] [[SPIRES](#)].
- [2] N. Arkani-Hamed, D.P. Finkbeiner, T.R. Slatyer and N. Weiner, *A theory of dark matter*, *Phys. Rev. D* **79** (2009) 015014 [[arXiv:0810.0713](#)] [[SPIRES](#)].
- [3] R. Bernabei et al., *New results from DAMA/LIBRA*, *Eur. Phys. J. C* **67** (2010) 39 [[arXiv:1002.1028](#)] [[SPIRES](#)].

- [4] D.P. Finkbeiner and N. Weiner, *Exciting dark matter and the INTEGRAL/SPI 511 keV signal*, *Phys. Rev. D* **76** (2007) 083519 [[astro-ph/0702587](#)] [[SPIRES](#)].
- [5] D.S.M. Alves, S.R. Behbahani, P. Schuster and J.G. Wacker, *Composite inelastic dark matter*, *Phys. Lett. B* **692** (2010) 323 [[arXiv:0903.3945](#)] [[SPIRES](#)].
- [6] P.J. Fox and E. Poppitz, *Leptophilic dark matter*, *Phys. Rev. D* **79** (2009) 083528 [[arXiv:0811.0399](#)] [[SPIRES](#)].
- [7] Y. Bai and Z. Han, *Measuring the dark force at the LHC*, *Phys. Rev. Lett.* **103** (2009) 051801 [[arXiv:0902.0006](#)] [[SPIRES](#)].
- [8] M. Baumgart, C. Cheung, J.T. Ruderman, L.-T. Wang and I. Yavin, *Non-abelian dark sectors and their collider signatures*, *JHEP* **04** (2009) 014 [[arXiv:0901.0283](#)] [[SPIRES](#)].
- [9] M.J. Strassler and K.M. Zurek, *Echoes of a hidden valley at hadron colliders*, *Phys. Lett. B* **651** (2007) 374 [[hep-ph/0604261](#)] [[SPIRES](#)].
- [10] D0 collaboration, V.M. Abazov et al., *Search for dark photons from supersymmetric hidden valleys*, *Phys. Rev. Lett.* **103** (2009) 081802 [[arXiv:0905.1478](#)] [[SPIRES](#)].
- [11] D0 collaboration, V.M. Abazov et al., *Search for events with leptonic jets and missing transverse energy in $p\bar{p}$ collisions at $\sqrt{s} = 1.96$ TeV*, *Phys. Rev. Lett.* **105** (2010) 211802 [[arXiv:1008.3356](#)] [[SPIRES](#)].
- [12] BELLE collaboration, H.J. Hyun et al., *Search for a low mass particle decaying into $\mu^+\mu^-$ in $B_0 \rightarrow K_0^* X$ and $B_0 \rightarrow \rho_0 X$ at Belle*, *Phys. Rev. Lett.* **105** (2010) 091801 [[arXiv:1005.1450](#)] [[SPIRES](#)].
- [13] BABAR collaboration, B. Aubert et al., *Search for dimuon decays of a light scalar boson in radiative transitions $\Upsilon \rightarrow \gamma A_0$* , *Phys. Rev. Lett.* **103** (2009) 081803 [[arXiv:0905.4539](#)] [[SPIRES](#)].
- [14] ALEPH collaboration, S. Schael et al., *Search for neutral Higgs bosons decaying into four taus at LEP2*, *JHEP* **05** (2010) 049 [[arXiv:1003.0705](#)] [[SPIRES](#)].
- [15] CMS Collaboration, *The CMS experiment at the CERN LHC*, 2008 *JINST* **3** S08004.
- [16] S. Bernstein, *Démonstration du théorème de Weierstrass fondée sur le calcul des probabilités*, *Comm. Soc. Math. Kharkov* **13** (1912) 1.
- [17] M.J. Oreglia, *A study of the reactions $\psi' \rightarrow \gamma\gamma\psi$* , Ph.D. thesis, Stanford University, Stanford, U.S.A. (1980), [SLAC-R-236](#).
- [18] P.M. Nadolsky et al., *Implications of CTEQ global analysis for collider observables*, *Phys. Rev. D* **78** (2008) 013004 [[arXiv:0802.0007](#)] [[SPIRES](#)].
- [19] R.D. Ball et al., *A first unbiased global NLO determination of parton distributions and their uncertainties*, *Nucl. Phys. B* **838** (2010) 136 [[arXiv:1002.4407](#)] [[SPIRES](#)].
- [20] A.D. Martin, W.J. Stirling, R.S. Thorne and G. Watt, *Parton distributions for the LHC*, *Eur. Phys. J. C* **63** (2009) 189 [[arXiv:0901.0002](#)] [[SPIRES](#)].

The CMS collaboration

Yerevan Physics Institute, Yerevan, Armenia

S. Chatrchyan, V. Khachatryan, A.M. Sirunyan, A. Tumasyan

Institut für Hochenergiephysik der OeAW, Wien, Austria

W. Adam, T. Bergauer, M. Dragicevic, J. Erö, C. Fabjan, M. Friedl, R. Frühwirth, V.M. Ghete, J. Hammer¹, S. Häsnel, M. Hoch, N. Hörmann, J. Hrubec, M. Jeitler, W. Kiesenhofer, M. Krammer, D. Liko, I. Mikulec, M. Pernicka, H. Rohringer, R. Schöfbeck, J. Strauss, A. Taurok, F. Teischinger, P. Wagner, W. Waltenberger, G. Walzel, E. Widl, C.-E. Wulz

National Centre for Particle and High Energy Physics, Minsk, Belarus

V. Mossolov, N. Shumeiko, J. Suarez Gonzalez

Universiteit Antwerpen, Antwerpen, Belgium

S. Bansal, L. Benucci, E.A. De Wolf, X. Janssen, J. Maes, T. Maes, L. Mucibello, S. Ochesanu, B. Roland, R. Rougny, M. Selvaggi, H. Van Haeveermaet, P. Van Mechelen, N. Van Remortel

Vrije Universiteit Brussel, Brussel, Belgium

F. Blekman, S. Blyweert, J. D'Hondt, O. Devroede, R. Gonzalez Suarez, A. Kalogeropoulos, M. Maes, W. Van Doninck, P. Van Mulders, G.P. Van Onsem, I. Villella

Université Libre de Bruxelles, Bruxelles, Belgium

O. Charaf, B. Clerbaux, G. De Lentdecker, V. Dero, A.P.R. Gay, G.H. Hammad, T. Hreus, P.E. Marage, L. Thomas, C. Vander Velde, P. Vanlaer

Ghent University, Ghent, Belgium

V. Adler, A. Cimmino, S. Costantini, M. Grunewald, B. Klein, J. Lellouch, A. Marinov, J. Mccartin, D. Ryckbosch, F. Thyssen, M. Tytgat, L. Vanelderen, P. Verwilligen, S. Walsh, N. Zaganidis

Université Catholique de Louvain, Louvain-la-Neuve, Belgium

S. Basegmez, G. Bruno, J. Caudron, L. Ceard, E. Cortina Gil, J. De Favereau De Jeneret, C. Delaere¹, D. Favart, A. Giammanco, G. Grégoire, J. Hollar, V. Lemaitre, J. Liao, O. Militaru, C. Nuttens, S. Oryn, D. Pagano, A. Pin, K. Piotrkowski, N. Schul

Université de Mons, Mons, Belgium

N. Bely, T. Caebergs, E. Daubie

Centro Brasileiro de Pesquisas Fisicas, Rio de Janeiro, Brazil

G.A. Alves, D. De Jesus Damiao, M.E. Pol, M.H.G. Souza

Universidade do Estado do Rio de Janeiro, Rio de Janeiro, Brazil

W. Carvalho, E.M. Da Costa, C. De Oliveira Martins, S. Fonseca De Souza, L. Mundim, H. Nogima, V. Oguri, W.L. Prado Da Silva, A. Santoro, S.M. Silva Do Amaral, A. Sznajder

Instituto de Fisica Teorica, Universidade Estadual Paulista, Sao Paulo, Brazil

C.A. Bernardes², F.A. Dias, T.R. Fernandez Perez Tomei, E. M. Gregores², C. Lagana, F. Marinho, P.G. Mercadante², S.F. Novaes, Sandra S. Padula

Institute for Nuclear Research and Nuclear Energy, Sofia, Bulgaria

N. Darmenov¹, V. Genchev¹, P. Iaydjiev¹, S. Piperov, M. Rodozov, S. Stoykova, G. Sultanov, V. Tcholakov, R. Trayanov

University of Sofia, Sofia, Bulgaria

A. Dimitrov, R. Hadjiiska, A. Karadzhinova, V. Kozhuharov, L. Litov, M. Mateev, B. Pavlov, P. Petkov

Institute of High Energy Physics, Beijing, China

J.G. Bian, G.M. Chen, H.S. Chen, C.H. Jiang, D. Liang, S. Liang, X. Meng, J. Tao, J. Wang, J. Wang, X. Wang, Z. Wang, H. Xiao, M. Xu, J. Zang, Z. Zhang

State Key Lab. of Nucl. Phys. and Tech., Peking University, Beijing, China

Y. Ban, S. Guo, Y. Guo, W. Li, Y. Mao, S.J. Qian, H. Teng, B. Zhu, W. Zou

Universidad de Los Andes, Bogota, Colombia

A. Cabrera, B. Gomez Moreno, A.A. Ocampo Rios, A.F. Osorio Oliveros, J.C. Sanabria

Technical University of Split, Split, Croatia

N. Godinovic, D. Lelas, K. Lelas, R. Plestina³, D. Polic, I. Puljak

University of Split, Split, Croatia

Z. Antunovic, M. Dzelalija

Institute Rudjer Boskovic, Zagreb, Croatia

V. Brigljevic, S. Duric, K. Kadija, S. Morovic

University of Cyprus, Nicosia, Cyprus

A. Attikis, M. Galanti, J. Mousa, C. Nicolaou, F. Ptochos, P.A. Razis

Charles University, Prague, Czech Republic

M. Finger, M. Finger Jr.

Academy of Scientific Research and Technology of the Arab Republic of Egypt, Egyptian Network of High Energy Physics, Cairo, Egypt

Y. Assran⁴, S. Khalil⁵, M.A. Mahmoud⁶

National Institute of Chemical Physics and Biophysics, Tallinn, Estonia

A. Hektor, M. Kadastik, M. Müntel, M. Raidal, L. Rebane

Department of Physics, University of Helsinki, Helsinki, Finland

V. Azzolini, P. Eerola, G. Fedi

Helsinki Institute of Physics, Helsinki, Finland

S. Czellar, J. Härkönen, A. Heikkinen, V. Karimäki, R. Kinnunen, M.J. Kortelainen, T. Lampén, K. Lassila-Perini, S. Lehti, T. Lindén, P. Luukka, T. Mäenpää, E. Tuominen, J. Tuominiemi, E. Tuovinen, D. Ungaro, L. Wendland

Lappeenranta University of Technology, Lappeenranta, Finland

K. Banzuzi, A. Karjalainen, A. Korpela, T. Tuuva

Laboratoire d'Annecy-le-Vieux de Physique des Particules, IN2P3-CNRS, Annecy-le-Vieux, France

D. Sillou

DSM/IRFU, CEA/Saclay, Gif-sur-Yvette, France

M. Besancon, S. Choudhury, M. Dejardin, D. Denegri, B. Fabbro, J.L. Faure, F. Ferri, S. Ganjour, F.X. Gentit, A. Givernaud, P. Gras, G. Hamel de Monchenault, P. Jarry, E. Locci, J. Malcles, M. Marionneau, L. Millischer, J. Rander, A. Rosowsky, I. Shreyber, M. Titov, P. Verrecchia

Laboratoire Leprince-Ringuet, Ecole Polytechnique, IN2P3-CNRS, Palaiseau, FranceS. Baffioni, F. Beaudette, L. Benhabib, L. Bianchini, M. Bluj⁷, C. Broutin, P. Busson, C. Charlot, T. Dahms, L. Dobrzynski, S. Elgammal, R. Granier de Cassagnac, M. Hagnauer, P. Miné, C. Mironov, C. Ochando, P. Paganini, D. Sabes, R. Salerno, Y. Sirois, C. Thiebaux, B. Wyslouch⁸, A. Zabi**Institut Pluridisciplinaire Hubert Curien, Université de Strasbourg, Université de Haute Alsace Mulhouse, CNRS/IN2P3, Strasbourg, France**J.-L. Agram⁹, J. Andrea, D. Bloch, D. Bodin, J.-M. Brom, M. Cardaci, E.C. Chabert, C. Collard, E. Conte⁹, F. Drouhin⁹, C. Ferro, J.-C. Fontaine⁹, D. Gelé, U. Goerlach, S. Greder, P. Juillot, M. Karim⁹, A.-C. Le Bihan, Y. Mikami, P. Van Hove**Centre de Calcul de l'Institut National de Physique Nucleaire et de Physique des Particules (IN2P3), Villeurbanne, France**

F. Fassi, D. Mercier

Université de Lyon, Université Claude Bernard Lyon 1, CNRS-IN2P3, Institut de Physique Nucléaire de Lyon, Villeurbanne, France

C. Baty, S. Beauceron, N. Beaupere, M. Bedjidian, O. Bondu, G. Boudoul, D. Boumediene, H. Brun, J. Chasserat, R. Chierici, D. Contardo, P. Depasse, H. El Mamouni, J. Fay, S. Gascon, B. Ille, T. Kurca, T. Le Grand, M. Lethuillier, L. Mirabito, S. Perries, V. Sordini, S. Tosi, Y. Tschudi, P. Verdier

Institute of High Energy Physics and Informatization, Tbilisi State University, Tbilisi, Georgia

D. Lomidze

RWTH Aachen University, I. Physikalisches Institut, Aachen, Germany

G. Anagnostou, S. Beranek, M. Edelhoff, L. Feld, N. Heracleous, O. Hindrichs, R. Jussen, K. Klein, J. Merz, N. Mohr, A. Ostapchuk, A. Perieanu, F. Raupach, J. Sammet, S. Schael, D. Sprenger, H. Weber, M. Weber, B. Wittmer

RWTH Aachen University, III. Physikalisches Institut A, Aachen, Germany

M. Ata, E. Dietz-Laursonn, M. Erdmann, T. Hebbeker, A. Hinzmann, K. Hoepfner, T. Klimkovich, D. Klingebiel, P. Kreuzer, D. Lanske[†], C. Magass, M. Merschmeyer, A. Meyer, P. Papacz, H. Pieta, H. Reithler, S.A. Schmitz, L. Sonnenschein, J. Steggemann, D. Teyssier

RWTH Aachen University, III. Physikalisches Institut B, Aachen, Germany

M. Bontenackels, M. Davids, M. Duda, G. Flügge, H. Geenen, M. Giffels, W. Haj Ahmad, D. Heydhausen, F. Hoehle, B. Kargoll, T. Kress, Y. Kuessel, A. Linn, A. Nowack, L. Perchalla, O. Pooth, J. Rennefeld, P. Sauerland, A. Stahl, M. Thomas, D. Tornier, M.H. Zoeller

Deutsches Elektronen-Synchrotron, Hamburg, Germany

M. Aldaya Martin, W. Behrenhoff, U. Behrens, M. Bergholz¹⁰, A. Bethani, K. Borrás, A. Cakir, A. Campbell, E. Castro, D. Dammann, G. Eckerlin, D. Eckstein, A. Flossdorf, G. Flucke, A. Geiser, J. Hauk, H. Jung¹, M. Kasemann, I. Katkov¹¹, P. Katsas, C. Kleinwort, H. Kluge, A. Knutsson, M. Krämer, D. Krücker, E. Kuznetsova, W. Lange, W. Lohmann¹⁰, R. Mankel, M. Marienfeld, I.-A. Melzer-Pellmann, A.B. Meyer, J. Mnich, A. Mussgiller, J. Olzem, A. Petrukhin, D. Pitzl, A. Raspereza, A. Raval, M. Rosin, R. Schmidt¹⁰, T. Schoerner-Sadenius, N. Sen, A. Spiridonov, M. Stein, J. Tomaszewska, R. Walsh, C. Wissing

University of Hamburg, Hamburg, Germany

C. Autermann, V. Blobel, S. Bobrovskiy, J. Draeger, H. Enderle, U. Gebbert, M. Görner, K. Kaschube, G. Kaussen, H. Kirschenmann, R. Klanner, J. Lange, B. Mura, S. Naumann-Emme, F. Nowak, N. Pietsch, C. Sander, H. Schettler, P. Schleper, E. Schlieckau, M. Schröder, T. Schum, J. Schwandt, H. Stadie, G. Steinbrück, J. Thomsen

Institut für Experimentelle Kernphysik, Karlsruhe, Germany

C. Barth, J. Bauer, J. Berger, V. Buege, T. Chwalek, W. De Boer, A. Dierlamm, G. Dirkes, M. Feindt, J. Gruschke, C. Hackstein, F. Hartmann, M. Heinrich, H. Held, K.H. Hoffmann, S. Honc, J.R. Komaragiri, T. Kuhr, D. Martschei, S. Mueller, Th. Müller, M. Niegel, O. Oberst, A. Oehler, J. Ott, T. Peiffer, G. Quast, K. Rabbertz, F. Ratnikov, N. Ratnikova, M. Renz, C. Saout, A. Scheurer, P. Schieferdecker, F.-P. Schilling, G. Schott, H.J. Simonis, F.M. Stober, D. Troendle, J. Wagner-Kuhr, T. Weiler, M. Zeise, V. Zhukov¹¹, E.B. Ziebarth

Institute of Nuclear Physics "Demokritos", Aghia Paraskevi, Greece

G. Daskalakis, T. Geralis, S. Kesisoglou, A. Kyriakis, D. Loukas, I. Manolakos, A. Markou, C. Markou, C. Mavrommatis, E. Ntomari, E. Petrakou

University of Athens, Athens, Greece

L. Gouskos, T.J. Mertzimekis, A. Panagiotou, E. Stiliaris

University of Ioánnina, Ioánnina, Greece

I. Evangelou, C. Foudas, P. Kokkas, N. Manthos, I. Papadopoulos, V. Patras, F.A. Triantis

KFKI Research Institute for Particle and Nuclear Physics, Budapest, Hungary

A. Aranyi, G. Bencze, L. Boldizsar, C. Hajdu¹, P. Hidas, D. Horvath¹², A. Kapusi, K. Krajczar¹³, F. Sikler¹, G.I. Veres¹³, G. Vesztergombi¹³

Institute of Nuclear Research ATOMKI, Debrecen, Hungary

N. Beni, J. Molnar, J. Palinkas, Z. Szillasi, V. Veszpremi

University of Debrecen, Debrecen, Hungary

P. Raics, Z.L. Trocsanyi, B. Ujvari

Panjab University, Chandigarh, India

S.B. Beri, V. Bhatnagar, N. Dhingra, R. Gupta, M. Jindal, M. Kaur, J.M. Kohli, M.Z. Mehta, N. Nishu, L.K. Saini, A. Sharma, A.P. Singh, J. Singh, S.P. Singh

University of Delhi, Delhi, India

S. Ahuja, B.C. Choudhary, B. Gomber, P. Gupta, S. Jain, S. Jain, R. Khurana, A. Kumar, M. Naimuddin, K. Ranjan, R.K. Shivpuri

Saha Institute of Nuclear Physics, Kolkata, India

S. Bhattacharya, S. Dutta, S. Sarkar

Bhabha Atomic Research Centre, Mumbai, India

R.K. Choudhury, D. Dutta, S. Kailas, V. Kumar, P. Mehta, A.K. Mohanty¹, L.M. Pant, P. Shukla

Tata Institute of Fundamental Research - EHEP, Mumbai, India

T. Aziz, M. Guchait¹⁴, A. Gurtu, M. Maity¹⁵, D. Majumder, G. Majumder, K. Mazumdar, G.B. Mohanty, A. Saha, K. Sudhakar, N. Wickramage

Tata Institute of Fundamental Research - HECR, Mumbai, India

S. Banerjee, S. Dugad, N.K. Mondal

Institute for Research and Fundamental Sciences (IPM), Tehran, Iran

H. Arfaei, H. Bakhshiansohi¹⁶, S.M. Etesami, A. Fahim¹⁶, M. Hashemi, A. Jafari¹⁶, M. Khakzad, A. Mohammadi¹⁷, M. Mohammadi Najafabadi, S. Paktinat Mehdiabadi, B. Safarzadeh, M. Zeinali¹⁸

INFN Sezione di Bari ^a, Università di Bari ^b, Politecnico di Bari ^c, Bari, Italy

M. Abbrescia^{a,b}, L. Barbone^{a,b}, C. Calabria^{a,b}, A. Colaleo^a, D. Creanza^{a,c}, N. De Filippis^{a,c,1}, M. De Palma^{a,b}, L. Fiore^a, G. Iaselli^{a,c}, L. Lusito^{a,b}, G. Maggi^{a,c}, M. Maggi^a, N. Manna^{a,b}, B. Marangelli^{a,b}, S. My^{a,c}, S. Nuzzo^{a,b}, N. Pacifico^{a,b}, G.A. Pierro^a, A. Pompili^{a,b}, G. Pugliese^{a,c}, F. Romano^{a,c}, G. Roselli^{a,b}, G. Selvaggi^{a,b}, L. Silvestris^a, R. Trentadue^a, S. Tupputi^{a,b}, G. Zito^a

INFN Sezione di Bologna ^a, Università di Bologna ^b, Bologna, Italy

G. Abbiendi^a, A.C. Benvenuti^a, D. Bonacorsi^a, S. Braibant-Giacomelli^{a,b}, L. Brigliadori^a, P. Capiluppi^{a,b}, A. Castro^{a,b}, F.R. Cavallo^a, M. Cuffiani^{a,b}, G.M. Dallavalle^a, F. Fabbri^a, A. Fanfani^{a,b}, D. Fasanella^a, P. Giacomelli^a, M. Giunta^a, C. Grandi^a, S. Marcellini^a,

G. Masetti^b, M. Meneghelli^{a,b}, A. Montanari^a, F.L. Navarria^{a,b}, F. Odorici^a, A. Perrotta^a, F. Primavera^a, A.M. Rossi^{a,b}, T. Rovelli^{a,b}, G. Siroli^{a,b}, R. Travaglini^{a,b}

INFN Sezione di Catania ^a, Università di Catania ^b, Catania, Italy

S. Albergo^{a,b}, G. Cappello^{a,b}, M. Chiorboli^{a,b,1}, S. Costa^{a,b}, A. Tricomi^{a,b}, C. Tuve^{a,b}

INFN Sezione di Firenze ^a, Università di Firenze ^b, Firenze, Italy

G. Barbagli^a, V. Ciulli^{a,b}, C. Civinini^a, R. D'Alessandro^{a,b}, E. Focardi^{a,b}, S. Frosali^{a,b}, E. Gallo^a, S. Gozzi^{a,b}, P. Lenzi^{a,b}, M. Meschini^a, S. Paoletti^a, G. Sguazzoni^a, A. Tropiano^{a,1}

INFN Laboratori Nazionali di Frascati, Frascati, Italy

L. Benussi, S. Bianco, S. Colafranceschi¹⁹, F. Fabbri, D. Piccolo

INFN Sezione di Genova, Genova, Italy

P. Fabbriatore, R. Musenich

INFN Sezione di Milano-Bicocca ^a, Università di Milano-Bicocca ^b, Milano, Italy

A. Benaglia^{a,b}, F. De Guio^{a,b,1}, L. Di Matteo^{a,b}, S. Gennai¹, A. Ghezzi^{a,b}, S. Malvezzi^a, A. Martelli^{a,b}, A. Massironi^{a,b}, D. Menasce^a, L. Moroni^a, M. Paganoni^{a,b}, D. Pedrini^a, S. Ragazzi^{a,b}, N. Redaelli^a, S. Sala^a, T. Tabarelli de Fatis^{a,b}

INFN Sezione di Napoli ^a, Università di Napoli "Federico II" ^b, Napoli, Italy

S. Buontempo^a, C.A. Carrillo Montoya^{a,1}, N. Cavallo^{a,20}, A. De Cosa^{a,b}, F. Fabozzi^{a,20}, A.O.M. Iorio^{a,1}, L. Lista^a, M. Merola^{a,b}, P. Paolucci^a

INFN Sezione di Padova ^a, Università di Padova ^b, Università di Trento (Trento) ^c, Padova, Italy

P. Azzi^a, N. Bacchetta^a, P. Bellan^{a,b}, D. Bisello^{a,b}, A. Branca^a, R. Carlin^{a,b}, P. Checchia^a, M. De Mattia^{a,b}, T. Dorigo^a, U. Dosselli^a, F. Fanzago^a, F. Gasparini^{a,b}, U. Gasparini^{a,b}, A. Gozzelino, S. Lacaprara^{a,21}, I. Lazzizzera^{a,c}, M. Margoni^{a,b}, M. Mazzucato^a, A.T. Meneguzzo^{a,b}, M. Nespolo^{a,1}, L. Perrozzi^{a,1}, N. Pozzobon^{a,b}, P. Ronchese^{a,b}, F. Simonetto^{a,b}, E. Torassa^a, M. Tosi^{a,b}, S. Vanini^{a,b}, P. Zotto^{a,b}, G. Zumerle^{a,b}

INFN Sezione di Pavia ^a, Università di Pavia ^b, Pavia, Italy

P. Baesso^{a,b}, U. Berzano^a, S.P. Ratti^{a,b}, C. Riccardi^{a,b}, P. Torre^{a,b}, P. Vitulo^{a,b}, C. Viviani^{a,b}

INFN Sezione di Perugia ^a, Università di Perugia ^b, Perugia, Italy

M. Biasini^{a,b}, G.M. Bilei^a, B. Caponeri^{a,b}, L. Fanò^{a,b}, P. Lariccia^{a,b}, A. Lucaroni^{a,b,1}, G. Mantovani^{a,b}, M. Menichelli^a, A. Nappi^{a,b}, F. Romeo^{a,b}, A. Santocchia^{a,b}, S. Taroni^{a,b,1}, M. Valdata^{a,b}

INFN Sezione di Pisa ^a, Università di Pisa ^b, Scuola Normale Superiore di Pisa ^c, Pisa, Italy

P. Azzurri^{a,c}, G. Bagliesi^a, J. Bernardini^{a,b}, T. Boccali^{a,1}, G. Broccolo^{a,c}, R. Castaldi^a, R.T. D'Agnolo^{a,c}, R. Dell'Orso^a, F. Fiori^{a,b}, L. Foà^{a,c}, A. Giassi^a, A. Kraan^a,

F. Ligabue^{a,c}, T. Lomtadze^a, L. Martini^{a,22}, A. Messineo^{a,b}, F. Palla^a, G. Segneri^a, A.T. Serban^a, P. Spagnolo^a, R. Tenchini^a, G. Tonelli^{a,b,1}, A. Venturi^{a,1}, P.G. Verdini^a

INFN Sezione di Roma ^a, Università di Roma "La Sapienza" ^b, Roma, Italy

L. Barone^{a,b}, F. Cavallari^a, D. Del Re^{a,b}, E. Di Marco^{a,b}, M. Diemoz^a, D. Franci^{a,b}, M. Grassi^{a,1}, E. Longo^{a,b}, P. Meridiani, S. Nourbakhsh^a, G. Organtini^{a,b}, F. Pandolfi^{a,b,1}, R. Paramatti^a, S. Rahatlou^{a,b}, C. Rovelli¹

INFN Sezione di Torino ^a, Università di Torino ^b, Università del Piemonte Orientale (Novara) ^c, Torino, Italy

N. Amapane^{a,b}, R. Arcidiacono^{a,c}, S. Argiro^{a,b}, M. Arneodo^{a,c}, C. Biino^a, C. Botta^{a,b,1}, N. Cartiglia^a, R. Castello^{a,b}, M. Costa^{a,b}, N. Demaria^a, A. Graziano^{a,b,1}, C. Mariotti^a, M. Marone^{a,b}, S. Maselli^a, E. Migliore^{a,b}, G. Mila^{a,b}, V. Monaco^{a,b}, M. Musich^{a,b}, M.M. Obertino^{a,c}, N. Pastrone^a, M. Pelliccioni^{a,b}, A. Potenza^{a,b}, A. Romero^{a,b}, M. Ruspa^{a,c}, R. Sacchi^{a,b}, V. Sola^{a,b}, A. Solano^{a,b}, A. Staiano^a, A. Vilela Pereira^a

INFN Sezione di Trieste ^a, Università di Trieste ^b, Trieste, Italy

S. Belforte^a, F. Cossutti^a, G. Della Ricca^{a,b}, B. Gobbo^a, D. Montanino^{a,b}, A. Penzo^a

Kangwon National University, Chunchon, Korea

S.G. Heo, S.K. Nam

Kyungpook National University, Daegu, Korea

S. Chang, J. Chung, D.H. Kim, G.N. Kim, J.E. Kim, D.J. Kong, H. Park, S.R. Ro, D. Son, D.C. Son, T. Son

Chonnam National University, Institute for Universe and Elementary Particles, Kwangju, Korea

Zero Kim, J.Y. Kim, S. Song

Korea University, Seoul, Korea

S. Choi, B. Hong, M. Jo, H. Kim, J.H. Kim, T.J. Kim, K.S. Lee, D.H. Moon, S.K. Park, K.S. Sim

University of Seoul, Seoul, Korea

M. Choi, S. Kang, H. Kim, C. Park, I.C. Park, S. Park, G. Ryu

Sungkyunkwan University, Suwon, Korea

Y. Choi, Y.K. Choi, J. Goh, M.S. Kim, E. Kwon, J. Lee, S. Lee, H. Seo, I. Yu

Vilnius University, Vilnius, Lithuania

M.J. Bilinskas, I. Grigelionis, M. Janulis, D. Martisiute, P. Petrov, T. Sabonis

Centro de Investigacion y de Estudios Avanzados del IPN, Mexico City, Mexico

H. Castilla-Valdez, E. De La Cruz-Burelo, I. Heredia-de La Cruz, R. Lopez-Fernandez, R. Magaña Villalba, A. Sánchez-Hernández, L.M. Villasenor-Cendejas

Universidad Iberoamericana, Mexico City, Mexico

S. Carrillo Moreno, F. Vazquez Valencia

Benemerita Universidad Autonoma de Puebla, Puebla, Mexico

H.A. Salazar Ibarguen

Universidad Autónoma de San Luis Potosí, San Luis Potosí, Mexico

E. Casimiro Linares, A. Morelos Pineda, M.A. Reyes-Santos

University of Auckland, Auckland, New Zealand

D. Krofcheck, J. Tam

University of Canterbury, Christchurch, New Zealand

P.H. Butler, R. Doesburg, H. Silverwood

National Centre for Physics, Quaid-I-Azam University, Islamabad, Pakistan

M. Ahmad, I. Ahmed, M.I. Asghar, H.R. Hoorani, W.A. Khan, T. Khurshid, S. Qazi

Institute of Experimental Physics, Faculty of Physics, University of Warsaw, Warsaw, Poland

G. Brona, M. Cwiok, W. Dominik, K. Doroba, A. Kalinowski, M. Konecki, J. Krolikowski

Soltan Institute for Nuclear Studies, Warsaw, Poland

T. Frueboes, R. Gokieli, M. Górski, M. Kazana, K. Nawrocki, K. Romanowska-Rybinska, M. Szeleper, G. Wrochna, P. Zalewski

Laboratório de Instrumentação e Física Experimental de Partículas, Lisboa, Portugal

N. Almeida, P. Bargassa, A. David, P. Faccioli, P.G. Ferreira Parracho, M. Gallinaro, P. Musella, A. Nayak, J. Pela¹, P.Q. Ribeiro, J. Seixas, J. Varela

Joint Institute for Nuclear Research, Dubna, Russia

S. Afanasiev, I. Belotelov, I. Golutvin, A. Kamenev, V. Karjavin, G. Kozlov, A. Lanev, P. Moisenz, V. Palichik, V. Perelygin, M. Savina, S. Shmatov, V. Smirnov, A. Volodko, A. Zarubin

Petersburg Nuclear Physics Institute, Gatchina (St Petersburg), Russia

V. Golovtsov, Y. Ivanov, V. Kim, P. Levchenko, V. Murzin, V. Oreshkin, I. Smirnov, V. Sulimov, L. Uvarov, S. Vavilov, A. Vorobyev, An. Vorobyev

Institute for Nuclear Research, Moscow, Russia

Yu. Andreev, A. Dermenev, S. Gninenko, N. Golubev, M. Kirsanov, N. Krasnikov, V. Matveev, A. Pashenkov, A. Toropin, S. Troitsky

Institute for Theoretical and Experimental Physics, Moscow, Russia

V. Epshteyn, V. Gavrilov, V. Kaftanov[†], M. Kossov¹, A. Krokhotin, N. Lychkovskaya, V. Popov, G. Safronov, S. Semenov, V. Stolin, E. Vlasov, A. Zhokin

Moscow State University, Moscow, Russia

E. Boos, M. Dubinin²³, L. Dudko, A. Ershov, A. Gribushin, O. Kodolova, I. Lokhtin, A. Markina, S. Obraztsov, M. Perfilov, S. Petrushanko, L. Sarycheva, V. Savrin, A. Snigirev

P.N. Lebedev Physical Institute, Moscow, Russia

V. Andreev, M. Azarkin, I. Dremin, M. Kirakosyan, A. Leonidov, S.V. Rusakov, A. Vinogradov

State Research Center of Russian Federation, Institute for High Energy Physics, Protvino, Russia

I. Azhgirey, I. Bayshev, S. Bitioukov, V. Grishin¹, V. Kachanov, D. Konstantinov, A. Korablev, V. Krychkin, V. Petrov, R. Ryutin, A. Sobol, L. Tourtchanovitch, S. Troshin, N. Tyurin, A. Uzunian, A. Volkov

University of Belgrade, Faculty of Physics and Vinca Institute of Nuclear Sciences, Belgrade, Serbia

P. Adzic²⁴, M. Djordjevic, D. Krpic²⁴, J. Milosevic

Centro de Investigaciones Energéticas Medioambientales y Tecnológicas (CIEMAT), Madrid, Spain

M. Aguilar-Benitez, J. Alcaraz Maestre, P. Arce, C. Battilana, E. Calvo, M. Cepeda, M. Cerrada, M. Chamizo Llatas, N. Colino, B. De La Cruz, A. Delgado Peris, C. Diez Pardos, D. Domínguez Vázquez, C. Fernandez Bedoya, J.P. Fernández Ramos, A. Ferrando, J. Flix, M.C. Fouz, P. Garcia-Abia, O. Gonzalez Lopez, S. Goy Lopez, J.M. Hernandez, M.I. Josa, G. Merino, J. Puerta Pelayo, I. Redondo, L. Romero, J. Santaolalla, M.S. Soares, C. Willmott

Universidad Autónoma de Madrid, Madrid, Spain

C. Albajar, G. Codispoti, J.F. de Trocóniz

Universidad de Oviedo, Oviedo, Spain

J. Cuevas, J. Fernandez Menendez, S. Folgueras, I. Gonzalez Caballero, L. Lloret Iglesias, J.M. Vizán García

Instituto de Física de Cantabria (IFCA), CSIC-Universidad de Cantabria, Santander, Spain

J.A. Brochero Cifuentes, I.J. Cabrillo, A. Calderon, S.H. Chuang, J. Duarte Campderros, M. Felcini²⁵, M. Fernandez, G. Gomez, J. Gonzalez Sanchez, C. Jorda, P. Lobelle Pardo, A. Lopez Virto, J. Marco, R. Marco, C. Martinez Rivero, F. Matorras, F.J. Munoz Sanchez, J. Piedra Gomez²⁶, T. Rodrigo, A.Y. Rodríguez-Marrero, A. Ruiz-Jimeno, L. Scodellaro, M. Sobron Sanudo, I. Vila, R. Vilar Cortabitarte

CERN, European Organization for Nuclear Research, Geneva, Switzerland

D. Abbaneo, E. Auffray, G. Auzinger, P. Baillon, A.H. Ball, D. Barney, A.J. Bell²⁷, D. Benedetti, C. Bernet³, W. Bialas, P. Bloch, A. Bocci, S. Bolognesi, M. Bona, H. Breuker, K. Bunkowski, T. Camporesi, G. Cerminara, T. Christiansen, J.A. Coarasa Perez, B. Curé, D. D'Enterria, A. De Roeck, S. Di Guida, N. Dupont-Sagorin, A. Elliott-Peisert, B. Frisch, W. Funk, A. Gaddi, G. Georgiou, H. Gerwig, D. Gigi, K. Gill, D. Giordano, F. Glege, R. Gomez-Reino Garrido, M. Gouzevitch, P. Govoni, S. Gowdy, L. Guiducci, M. Hansen, C. Hartl, J. Harvey, J. Hegeman, B. Hegner, H.F. Hoffmann, A. Honma, V. Innocente,

P. Janot, K. Kaadze, E. Karavakis, P. Lecoq, C. Lourenço, T. Mäki, M. Malberti, L. Malgeri, M. Mannelli, L. Masetti, A. Maurisset, F. Meijers, S. Mersi, E. Meschi, R. Moser, M.U. Mozer, M. Mulders, E. Nesvold¹, M. Nguyen, T. Orimoto, L. Orsini, E. Perez, A. Petrilli, A. Pfeiffer, M. Pierini, M. Pimiä, D. Piparo, G. Polese, A. Racz, J. Rodrigues Antunes, G. Rolandi²⁸, T. Rommerskirchen, M. Rovere, H. Sakulin, C. Schäfer, C. Schwick, I. Segoni, A. Sharma, P. Siegrist, M. Simon, P. Sphicas²⁹, M. Spiropulu²³, M. Stoye, P. Tropea, A. Tsiros, P. Vichoudis, M. Voutilainen, W.D. Zeuner

Paul Scherrer Institut, Villigen, Switzerland

W. Bertl, K. Deiters, W. Erdmann, K. Gabathuler, R. Horisberger, Q. Ingram, H.C. Kaestli, S. König, D. Kotlinski, U. Langenegger, F. Meier, D. Renker, T. Rohe, J. Sibille³⁰, A. Starodumov³¹

Institute for Particle Physics, ETH Zurich, Zurich, Switzerland

L. Bäni, P. Bortignon, L. Caminada³², N. Chanon, Z. Chen, S. Cittolin, G. Dissertori, M. Dittmar, J. Eugster, K. Freudenreich, C. Grab, W. Hintz, P. Lecomte, W. Luster, M. Marchica³², P. Martinez Ruiz del Arbol, P. Milenovic³³, F. Moortgat, C. Nägeli³², P. Nef, F. Nessi-Tedaldi, L. Pape, F. Pauss, T. Punz, A. Rizzi, F.J. Ronga, M. Rossini, L. Sala, A.K. Sanchez, M.-C. Sawley, B. Stieger, L. Tauscher[†], A. Thea, K. Theofilatos, D. Treille, C. Urscheler, R. Wallny, M. Weber, L. Wehrli, J. Weng

Universität Zürich, Zurich, Switzerland

E. Aguilo, C. Amsler, V. Chiochia, S. De Visscher, C. Favaro, M. Ivova Rikova, B. Millan Mejias, P. Otiougova, C. Regenfus, P. Robmann, A. Schmidt, H. Snoek

National Central University, Chung-Li, Taiwan

Y.H. Chang, K.H. Chen, C.M. Kuo, S.W. Li, W. Lin, Z.K. Liu, Y.J. Lu, D. Mekterovic, R. Volpe, J.H. Wu, S.S. Yu

National Taiwan University (NTU), Taipei, Taiwan

P. Bartalini, P. Chang, Y.H. Chang, Y.W. Chang, Y. Chao, K.F. Chen, W.-S. Hou, Y. Hsiung, K.Y. Kao, Y.J. Lei, R.-S. Lu, J.G. Shiu, Y.M. Tzeng, M. Wang

Cukurova University, Adana, Turkey

A. Adiguzel, M.N. Bakirci³⁴, S. Cerci³⁵, C. Dozen, I. Dumanoglu, E. Eskut, S. Girgis, G. Gokbulut, I. Hos, E.E. Kangal, A. Kayis Topaksu, G. Onengut, K. Ozdemir, S. Ozturk³⁶, A. Polatoz, K. Sogut³⁷, D. Sunar Cerci³⁵, B. Tali³⁵, H. Topakli³⁴, D. Uzun, L.N. Vergili, M. Vergili

Middle East Technical University, Physics Department, Ankara, Turkey

I.V. Akin, T. Aliev, B. Bilin, S. Bilmis, M. Deniz, H. Gamsizkan, A.M. Guler, K. Ocalan, A. Ozpineci, M. Serin, R. Sever, U.E. Surat, E. Yildirim, M. Zeyrek

Bogazici University, Istanbul, Turkey

M. Deliomeroğlu, D. Demir³⁸, E. Gülmez, B. Isildak, M. Kaya³⁹, O. Kaya³⁹, M. Özbek, S. Ozkorucuklu⁴⁰, N. Sonmez⁴¹

**National Scientific Center, Kharkov Institute of Physics and Technology,
Kharkov, Ukraine**

L. Levchuk

University of Bristol, Bristol, United Kingdom

F. Bostock, J.J. Brooke, T.L. Cheng, E. Clement, D. Cussans, R. Frazier, J. Goldstein, M. Grimes, M. Hansen, D. Hartley, G.P. Heath, H.F. Heath, L. Kreczko, S. Metson, D.M. Newbold⁴², K. Nirunpong, A. Poll, S. Senkin, V.J. Smith, S. Ward

Rutherford Appleton Laboratory, Didcot, United Kingdom

L. Basso⁴³, K.W. Bell, A. Belyaev⁴³, C. Brew, R.M. Brown, B. Camanzi, D.J.A. Cockerill, J.A. Coughlan, K. Harder, S. Harper, J. Jackson, B.W. Kennedy, E. Olaiya, D. Petyt, B.C. Radburn-Smith, C.H. Shepherd-Themistocleous, I.R. Tomalin, W.J. Womersley, S.D. Worm

Imperial College, London, United Kingdom

R. Bainbridge, G. Ball, J. Ballin, R. Beuselinck, O. Buchmuller, D. Colling, N. Cripps, M. Cutajar, G. Davies, M. Della Negra, W. Ferguson, J. Fulcher, D. Futyan, A. Gilbert, A. Guneratne Bryer, G. Hall, Z. Hatherell, J. Hays, G. Iles, M. Jarvis, G. Karapostoli, L. Lyons, B.C. MacEvoy, A.-M. Magnan, J. Marrouche, B. Mathias, R. Nandi, J. Nash, A. Nikitenko³¹, A. Papageorgiou, M. Pesaresi, K. Petridis, M. Pioppi⁴⁴, D.M. Raymond, S. Rogerson, N. Rompotis, A. Rose, M.J. Ryan, C. Seez, P. Sharp, A. Sparrow, A. Tapper, S. Tourneur, M. Vazquez Acosta, T. Virdee, S. Wakefield, N. Wardle, D. Wardrope, T. Whyntie

Brunel University, Uxbridge, United Kingdom

M. Barrett, M. Chadwick, J.E. Cole, P.R. Hobson, A. Khan, P. Kyberd, D. Leslie, W. Martin, I.D. Reid, L. Teodorescu

Baylor University, Waco, USA

K. Hatakeyama, H. Liu

The University of Alabama, Tuscaloosa, USA

C. Henderson

Boston University, Boston, USA

T. Bose, E. Carrera Jarrin, C. Fantasia, A. Heister, J. St. John, P. Lawson, D. Lazic, J. Rohlf, D. Sperka, L. Sulak

Brown University, Providence, USA

A. Avetisyan, S. Bhattacharya, J.P. Chou, D. Cutts, A. Ferapontov, U. Heintz, S. Jabeen, G. Kukartsev, G. Landsberg, M. Luk, M. Narain, D. Nguyen, M. Segala, T. Sinthuprasith, T. Speer, K.V. Tsang

University of California, Davis, Davis, USA

R. Breedon, M. Calderon De La Barca Sanchez, S. Chauhan, M. Chertok, J. Conway, P.T. Cox, J. Dolen, R. Erbacher, E. Friis, W. Ko, A. Kopecky, R. Lander, H. Liu,

S. Maruyama, T. Miceli, M. Nikolic, D. Pellett, J. Robles, S. Salur, T. Schwarz, M. Searle, J. Smith, M. Squires, M. Tripathi, R. Vasquez Sierra, C. Veelken

University of California, Los Angeles, Los Angeles, USA

V. Andreev, K. Arisaka, D. Cline, R. Cousins, A. Deisher, J. Duris, S. Erhan, C. Farrell, J. Hauser, M. Ignatenko, C. Jarvis, C. Plager, G. Rakness, P. Schlein[†], J. Tucker, V. Valuev

University of California, Riverside, Riverside, USA

J. Babb, A. Chandra, R. Clare, J. Ellison, J.W. Gary, F. Giordano, G. Hanson, G.Y. Jeng, S.C. Kao, F. Liu, H. Liu, O.R. Long, A. Luthra, H. Nguyen, B.C. Shen[†], R. Stringer, J. Sturdy, S. Sumowidagdo, R. Wilken, S. Wimpenny

University of California, San Diego, La Jolla, USA

W. Andrews, J.G. Branson, G.B. Cerati, D. Evans, F. Golf, A. Holzner, R. Kelley, M. Lebourgeois, J. Letts, B. Mangano, S. Padhi, C. Palmer, G. Petrucciani, H. Pi, M. Pieri, R. Ranieri, M. Sani, V. Sharma, S. Simon, E. Sudano, M. Tadel, Y. Tu, A. Vartak, S. Wasserbaech⁴⁵, F. Würthwein, A. Yagil, J. Yoo

University of California, Santa Barbara, Santa Barbara, USA

D. Barge, R. Bellan, C. Campagnari, M. D'Alfonso, T. Danielson, K. Flowers, P. Geffert, J. Incandela, C. Justus, P. Kalavase, S.A. Koay, D. Kovalskyi, V. Krutelyov, S. Lowette, N. Mccoll, V. Pavlunin, F. Rebassoo, J. Ribnik, J. Richman, R. Rossin, D. Stuart, W. To, J.R. Vlimant

California Institute of Technology, Pasadena, USA

A. Apresyan, A. Bornheim, J. Bunn, Y. Chen, M. Gataullin, Y. Ma, A. Mott, H.B. Newman, C. Rogan, K. Shin, V. Timciuc, P. Traczyk, J. Veverka, R. Wilkinson, Y. Yang, R.Y. Zhu

Carnegie Mellon University, Pittsburgh, USA

B. Akgun, R. Carroll, T. Ferguson, Y. Iiyama, D.W. Jang, S.Y. Jun, Y.F. Liu, M. Paulini, J. Russ, H. Vogel, I. Vorobiev

University of Colorado at Boulder, Boulder, USA

J.P. Cumalat, M.E. Dinardo, B.R. Drell, C.J. Edelmaier, W.T. Ford, A. Gaz, B. Heyburn, E. Luigi Lopez, U. Nauenberg, J.G. Smith, K. Stenson, K.A. Ulmer, S.R. Wagner, S.L. Zang

Cornell University, Ithaca, USA

L. Agostino, J. Alexander, D. Cassel, A. Chatterjee, S. Das, N. Eggert, L.K. Gibbons, B. Heltsley, W. Hopkins, A. Khukhunaishvili, B. Kreis, G. Nicolas Kaufman, J.R. Patterson, D. Puigh, A. Ryd, E. Salvati, X. Shi, W. Sun, W.D. Teo, J. Thom, J. Thompson, J. Vaughan, Y. Weng, L. Winstrom, P. Wittich

Fairfield University, Fairfield, USA

A. Biselli, G. Cirino, D. Winn

Fermi National Accelerator Laboratory, Batavia, USA

S. Abdullin, M. Albrow, J. Anderson, G. Apollinari, M. Atac, J.A. Bakken, S. Banerjee, L.A.T. Bauerdick, A. Beretvas, J. Berryhill, P.C. Bhat, I. Bloch, F. Borchering, K. Burkett, J.N. Butler, V. Chetluru, H.W.K. Cheung, F. Chlebana, S. Cihangir, W. Cooper, D.P. Eartly, V.D. Elvira, S. Esen, I. Fisk, J. Freeman, Y. Gao, E. Gottschalk, D. Green, K. Gunthoti, O. Gutsche, J. Hanlon, R.M. Harris, J. Hirschauer, B. Hooberman, H. Jensen, M. Johnson, U. Joshi, R. Khatiwada, B. Klima, K. Kousouris, S. Kunori, S. Kwan, C. Leonidopoulos, P. Limon, D. Lincoln, R. Lipton, J. Lykken, K. Maeshima, J.M. Marraffino, D. Mason, P. McBride, T. Miao, K. Mishra, S. Mrenna, Y. Musienko⁴⁶, C. Newman-Holmes, V. O'Dell, R. Pordes, O. Prokofyev, N. Saoulidou, E. Sexton-Kennedy, S. Sharma, W.J. Spalding, L. Spiegel, P. Tan, L. Taylor, S. Tkaczyk, L. Uplegger, E.W. Vaandering, R. Vidal, J. Whitmore, W. Wu, F. Yang, F. Yumiceva, J.C. Yun

University of Florida, Gainesville, USA

D. Acosta, P. Avery, D. Bourilkov, M. Chen, M. De Gruttola, G.P. Di Giovanni, D. Dobur, A. Drozdetskiy, R.D. Field, M. Fisher, Y. Fu, I.K. Furic, J. Gartner, B. Kim, J. Konigsberg, A. Korytov, A. Kropivnitskaya, T. Kypreos, K. Matchev, G. Mitselmakher, L. Muniz, C. Prescott, R. Remington, M. Schmitt, B. Scurlock, P. Sellers, N. Skhirtladze, M. Snowball, D. Wang, J. Yelton, M. Zakaria

Florida International University, Miami, USA

C. Ceron, V. Gaultney, L. Kramer, L.M. Lebolo, S. Linn, P. Markowitz, G. Martinez, D. Mesa, J.L. Rodriguez

Florida State University, Tallahassee, USA

T. Adams, A. Askew, J. Bochenek, J. Chen, B. Diamond, S.V. Gleyzer, J. Haas, S. Hagopian, V. Hagopian, M. Jenkins, K.F. Johnson, H. Prosper, L. Quertenmont, S. Sekmen, V. Veeraraghavan

Florida Institute of Technology, Melbourne, USA

M.M. Baarmand, B. Dorney, S. Guragain, M. Hohlmann, H. Kalakhety, R. Ralich, I. Vodopyanov

University of Illinois at Chicago (UIC), Chicago, USA

M.R. Adams, I.M. Anghel, L. Apanasevich, Y. Bai, V.E. Bazterra, R.R. Betts, J. Callner, R. Cavanaugh, C. Dragoiu, L. Gauthier, C.E. Gerber, D.J. Hofman, S. Khalatyan, G.J. Kunde⁴⁷, F. Lacroix, M. Malek, C. O'Brien, C. Silkworth, C. Silvestre, A. Smoron, D. Strom, N. Varelas

The University of Iowa, Iowa City, USA

U. Akgun, E.A. Albayrak, B. Bilki, W. Clarida, F. Duru, C.K. Lae, E. McCliment, J.-P. Merlo, H. Mermerkaya⁴⁸, A. Mestvirishvili, A. Moeller, J. Nachtman, C.R. Newsom, E. Norbeck, J. Olson, Y. Onel, F. Ozok, S. Sen, J. Wetzel, T. Yetkin, K. Yi

Johns Hopkins University, Baltimore, USA

B.A. Barnett, B. Blumenfeld, A. Bonato, C. Eskew, D. Fehling, G. Giurgiu, A.V. Gritsan, Z.J. Guo, G. Hu, P. Maksimovic, S. Rappoccio, M. Swartz, N.V. Tran, A. Whitbeck

The University of Kansas, Lawrence, USA

P. Baringer, A. Bean, G. Benelli, O. Grachov, R.P. Kenny Iii, M. Murray, D. Noonan, S. Sanders, J.S. Wood, V. Zhukova

Kansas State University, Manhattan, USA

A.F. Barfuss, T. Bolton, I. Chakaberia, A. Ivanov, S. Khalil, M. Makouski, Y. Maravin, S. Shrestha, I. Svintradze, Z. Wan

Lawrence Livermore National Laboratory, Livermore, USA

J. Gronberg, D. Lange, D. Wright

University of Maryland, College Park, USA

A. Baden, M. Boutemour, S.C. Eno, D. Ferencek, J.A. Gomez, N.J. Hadley, R.G. Kellogg, M. Kirn, Y. Lu, A.C. Mignerey, K. Rossato, P. Rumerio, F. Santanastasio, A. Skuja, J. Temple, M.B. Tonjes, S.C. Tonwar, E. Twedt

Massachusetts Institute of Technology, Cambridge, USA

B. Alver, G. Bauer, J. Bendavid, W. Busza, E. Butz, I.A. Cali, M. Chan, V. Dutta, P. Everaerts, G. Gomez Ceballos, M. Goncharov, K.A. Hahn, P. Harris, Y. Kim, M. Klute, Y.-J. Lee, W. Li, C. Loizides, P.D. Luckey, T. Ma, S. Nahn, C. Paus, D. Ralph, C. Roland, G. Roland, M. Rudolph, G.S.F. Stephans, F. Stöckli, K. Sumorok, K. Sung, E.A. Wenger, R. Wolf, S. Xie, M. Yang, Y. Yilmaz, A.S. Yoon, M. Zanetti

University of Minnesota, Minneapolis, USA

S.I. Cooper, P. Cushman, B. Dahmes, A. De Benedetti, P.R. Duderu, G. Franzoni, J. Haupt, K. Klapoetke, Y. Kubota, J. Mans, N. Pastika, V. Rekovic, R. Rusack, M. Sasseville, A. Singovsky, N. Tambe

University of Mississippi, University, USA

L.M. Cremaldi, R. Godang, R. Kroeger, L. Perera, R. Rahmat, D.A. Sanders, D. Summers

University of Nebraska-Lincoln, Lincoln, USA

K. Bloom, S. Bose, J. Butt, D.R. Claes, A. Dominguez, M. Eads, J. Keller, T. Kelly, I. Kravchenko, J. Lazo-Flores, H. Malbouisson, S. Malik, G.R. Snow

State University of New York at Buffalo, Buffalo, USA

U. Baur, A. Godshalk, I. Iashvili, S. Jain, A. Kharchilava, A. Kumar, S.P. Shipkowski, K. Smith

Northeastern University, Boston, USA

G. Alverson, E. Barberis, D. Baumgartel, O. Boeriu, M. Chasco, S. Reucroft, J. Swain, D. Trocino, D. Wood, J. Zhang

Northwestern University, Evanston, USA

A. Anastassov, A. Kubik, N. Odell, R.A. Ofierzynski, B. Pollack, A. Pozdnyakov, M. Schmitt, S. Stoynev, M. Velasco, S. Won

University of Notre Dame, Notre Dame, USA

L. Antonelli, D. Berry, A. Brinkerhoff, M. Hildreth, C. Jessop, D.J. Karmgard, J. Kolb, T. Kolberg, K. Lannon, W. Luo, S. Lynch, N. Marinelli, D.M. Morse, T. Pearson, R. Ruchti, J. Slaunwhite, N. Valls, M. Wayne, J. Ziegler

The Ohio State University, Columbus, USA

B. Bylsma, L.S. Durkin, J. Gu, C. Hill, P. Killewald, K. Kotov, T.Y. Ling, M. Rodenburg, G. Williams

Princeton University, Princeton, USA

N. Adam, E. Berry, P. Elmer, D. Gerbaudo, V. Halyo, P. Hebda, A. Hunt, J. Jones, E. Laird, D. Lopes Pegna, D. Marlow, T. Medvedeva, M. Mooney, J. Olsen, P. Piroué, X. Quan, H. Saka, D. Stickland, C. Tully, J.S. Werner, A. Zuranski

University of Puerto Rico, Mayaguez, USA

J.G. Acosta, X.T. Huang, A. Lopez, H. Mendez, S. Oliveros, J.E. Ramirez Vargas, A. Zatserklyaniy

Purdue University, West Lafayette, USA

E. Alagoz, V.E. Barnes, G. Bolla, L. Borrello, D. Bortoletto, A. Everett, A.F. Garfinkel, L. Gutay, Z. Hu, M. Jones, O. Koybasi, M. Kress, A.T. Laasanen, N. Leonardo, C. Liu, V. Maroussov, P. Merkel, D.H. Miller, N. Neumeister, I. Shipsey, D. Silvers, A. Svyatkovskiy, H.D. Yoo, J. Zablocki, Y. Zheng

Purdue University Calumet, Hammond, USA

P. Jindal, N. Parashar

Rice University, Houston, USA

C. Boulahouache, K.M. Ecklund, F.J.M. Geurts, B.P. Padley, R. Redjimi, J. Roberts, J. Zabel

University of Rochester, Rochester, USA

B. Betchart, A. Bodek, Y.S. Chung, R. Covarelli, P. de Barbaro, R. Demina, Y. Eshaq, H. Flacher, A. Garcia-Bellido, P. Goldenzweig, Y. Gotra, J. Han, A. Harel, D.C. Miner, D. Orbaker, G. Petrillo, D. Vishnevskiy, M. Zielinski

The Rockefeller University, New York, USA

A. Bhatti, R. Ciesielski, L. Demortier, K. Goulios, G. Lungu, S. Malik, C. Mesropian, M. Yan

Rutgers, the State University of New Jersey, Piscataway, USA

O. Atramentov, A. Barker, D. Duggan, Y. Gershtein, R. Gray, E. Halkiadakis, D. Hidas, D. Hits, A. Lath, S. Panwalkar, R. Patel, K. Rose, S. Schnetzer, S. Somalwar, R. Stone, S. Thomas

University of Tennessee, Knoxville, USA

G. Cerizza, M. Hollingsworth, S. Spanier, Z.C. Yang, A. York

Texas A&M University, College Station, USA

R. Eusebi, W. Flanagan, J. Gilmore, A. Gurrola, T. Kamon, V. Khotilovich, R. Montalvo, I. Osipenkov, Y. Pakhotin, J. Pivarski, A. Safonov, S. Sengupta, A. Tatarinov, D. Toback, M. Weinberger

Texas Tech University, Lubbock, USA

N. Akchurin, C. Bardak, J. Damgov, C. Jeong, K. Kovitanggoon, S.W. Lee, T. Libeiro, P. Mane, Y. Roh, A. Sill, I. Volobouev, R. Wigmans, E. Yazgan

Vanderbilt University, Nashville, USA

E. Appelt, E. Brownson, D. Engh, C. Florez, W. Gabella, M. Issah, W. Johns, P. Kurt, C. Maguire, A. Melo, P. Sheldon, B. Snook, S. Tuo, J. Velkovska

University of Virginia, Charlottesville, USA

M.W. Arenton, M. Balazs, S. Boutle, B. Cox, B. Francis, R. Hirosky, A. Ledovskoy, C. Lin, C. Neu, R. Yohay

Wayne State University, Detroit, USA

S. Gollapinni, R. Harr, P.E. Karchin, P. Lamichhane, M. Mattson, C. Milstène, A. Sakharov

University of Wisconsin, Madison, USA

M. Anderson, M. Bachtis, J.N. Bellinger, D. Carlsmith, S. Dasu, J. Efron, K. Flood, L. Gray, K.S. Grogg, M. Grothe, R. Hall-Wilton, M. Herndon, A. Hervé, P. Klabbers, J. Klukas, A. Lanaro, C. Lazaridis, J. Leonard, R. Loveless, A. Mohapatra, F. Palmonari, D. Reeder, I. Ross, A. Savin, W.H. Smith, J. Swanson, M. Weinberg

†: Deceased

- 1: Also at CERN, European Organization for Nuclear Research, Geneva, Switzerland
- 2: Also at Universidade Federal do ABC, Santo Andre, Brazil
- 3: Also at Laboratoire Leprince-Ringuet, Ecole Polytechnique, IN2P3-CNRS, Palaiseau, France
- 4: Also at Suez Canal University, Suez, Egypt
- 5: Also at British University, Cairo, Egypt
- 6: Also at Fayoum University, El-Fayoum, Egypt
- 7: Also at Soltan Institute for Nuclear Studies, Warsaw, Poland
- 8: Also at Massachusetts Institute of Technology, Cambridge, USA
- 9: Also at Université de Haute-Alsace, Mulhouse, France
- 10: Also at Brandenburg University of Technology, Cottbus, Germany
- 11: Also at Moscow State University, Moscow, Russia
- 12: Also at Institute of Nuclear Research ATOMKI, Debrecen, Hungary
- 13: Also at Eötvös Loránd University, Budapest, Hungary
- 14: Also at Tata Institute of Fundamental Research - HECR, Mumbai, India
- 15: Also at University of Visva-Bharati, Santiniketan, India
- 16: Also at Sharif University of Technology, Tehran, Iran
- 17: Also at Shiraz University, Shiraz, Iran
- 18: Also at Isfahan University of Technology, Isfahan, Iran
- 19: Also at Facoltà Ingegneria Università di Roma "La Sapienza", Roma, Italy
- 20: Also at Università della Basilicata, Potenza, Italy
- 21: Also at Laboratori Nazionali di Legnaro dell' INFN, Legnaro, Italy

- 22: Also at Università degli studi di Siena, Siena, Italy
- 23: Also at California Institute of Technology, Pasadena, USA
- 24: Also at Faculty of Physics of University of Belgrade, Belgrade, Serbia
- 25: Also at University of California, Los Angeles, Los Angeles, USA
- 26: Also at University of Florida, Gainesville, USA
- 27: Also at Université de Genève, Geneva, Switzerland
- 28: Also at Scuola Normale e Sezione dell' INFN, Pisa, Italy
- 29: Also at University of Athens, Athens, Greece
- 30: Also at The University of Kansas, Lawrence, USA
- 31: Also at Institute for Theoretical and Experimental Physics, Moscow, Russia
- 32: Also at Paul Scherrer Institut, Villigen, Switzerland
- 33: Also at University of Belgrade, Faculty of Physics and Vinca Institute of Nuclear Sciences, Belgrade, Serbia
- 34: Also at Gaziosmanpasa University, Tokat, Turkey
- 35: Also at Adiyaman University, Adiyaman, Turkey
- 36: Also at The University of Iowa, Iowa City, USA
- 37: Also at Mersin University, Mersin, Turkey
- 38: Also at Izmir Institute of Technology, Izmir, Turkey
- 39: Also at Kafkas University, Kars, Turkey
- 40: Also at Suleyman Demirel University, Isparta, Turkey
- 41: Also at Ege University, Izmir, Turkey
- 42: Also at Rutherford Appleton Laboratory, Didcot, United Kingdom
- 43: Also at School of Physics and Astronomy, University of Southampton, Southampton, United Kingdom
- 44: Also at INFN Sezione di Perugia; Università di Perugia, Perugia, Italy
- 45: Also at Utah Valley University, Orem, USA
- 46: Also at Institute for Nuclear Research, Moscow, Russia
- 47: Also at Los Alamos National Laboratory, Los Alamos, USA
- 48: Also at Erzincan University, Erzincan, Turkey