

Fuzzy decision diagrams for the representation, analysis, and optimization of rule bases

Report**Author(s):**

Strehl, Karsten; Moraga, Claudio; Temme, Karl-Heinz; Stancović, Radomir

Publication date:

1999-09

Permanent link:

<https://doi.org/10.3929/ethz-a-004287248>

Rights / license:

In Copyright - Non-Commercial Use Permitted

Originally published in:

TIK Report 77

Fuzzy Decision Diagrams for the Representation, Analysis, and Optimization of Rule Bases

Karsten Strehl

Computer Engineering and Networks Lab (TIK)

Swiss Federal Institute of Technology (ETH)

Gloriastrasse 25, 8092 Zurich, Switzerland

eMail: strehl@tik.ee.ethz.ch

WWW: <http://www.tik.ee.ethz.ch/~strehl>

Claudio Moraga, Karl-Heinz Temme

Chair of Computer Science I

University of Dortmund

Otto-Hahn-Straße 16, 44221 Dortmund, Germany

eMail: {moraga | temme}@LS1.cs.uni-dortmund.de

WWW: <http://ls1-www.informatik.uni-dortmund.de>

Radomir Stancović

Faculty of Electronic Engineering

University of Niš

Beogradska 14, 18000 Niš, Yugoslavia

eMail: stankovic@503c1.elfak.ni.ac.yu

WWW: <http://503c1.elfak.ni.ac.yu/lab/radomir.htm>

TIK Report

No. 77, September 1999

also: Research Report No. 725 (1999),

Department of Computer Science, University of Dortmund

Abstract

When no expert knowledge is available, fuzzy if-then rules may be extracted from examples of performance of a system. For this, an a priori decision on the number of linguistic terms of the linguistic variables may be required. This may induce a “rigid granularity“, usually finer than that actually required by the system. Fuzzy Decision Diagrams are introduced as an efficient data structure to represent fuzzy rule bases and to systematically check their completeness and consistency. Moreover if the hypothesis of rigid granularity holds, reordering of the variables of a Fuzzy Decision Diagram may lead to a compacter and more precise rule base. The concept of reconvergent subgraphs is introduced to support the search for effective reorderings.

1. Introduction

BDDs are efficient data structures for the representation of switching functions [Lee 59], [Bry 86], [SaF 96]. The ordering of the variables affect however the size of a BDD, but the problem of obtaining the optimal ordering is NP-complete [THY 93]. DDs with interval labelled edges have been introduced for the efficient representation of multi-valued functions in the area of symbolic formal verification in [StT 98], [StT 99]. A spectral interpretation of DDs has been developed [SSM 96], [Sta 98], and BDDs have made possible the computation of the Walsh transform of functions with many variables [CMZ 93]. The name "Fuzzy Decision Diagrams" seems to have been used for the first time in [HTHY 95]; however these diagrams are really especial ternary DDs, where two of the three values of their variables are crisp intervals. The concept of Fuzzy Decision Diagrams (FuDDs) used in this work is quite different, as will be seen below. The involved variables are linguistic ones and their values are linguistic terms specified by fuzzy sets. Moreover these variables are not required to have the same number of values. A FuDD is introduced as a graph(ical) representation of a fuzzy if-then rule base.

The paper is organized as follows. In section 2, fuzzy decision diagrams are defined and explained. An analysis on the applications of FuDDs based on examples is presented in section 3, where the hypothesis of rigid granularity is introduced. A short section with conclusions completes the paper.

2. Fuzzy Decision Diagrams

Definition 1: A fuzzy set is a collection of different elements (from a given universe), each of which has a possibly different degree of membership to the set. If the same symbol is used for a fuzzy set and its characteristic function, then given a universe U , a fuzzy set S is characterized by the mapping:

$$S: U \rightarrow [0,1] \quad (1)$$

For any $u \in U$, $S(u)$ gives its degree of membership to the fuzzy set S .

A *singleton* is a fuzzy set with only one element having a degree of membership 1, while all others have a degree of membership 0. If S is a singleton and s is its defining element, then the following holds:

$$S(s) = 1 \text{ and } \forall u \in U \text{ such that } u \neq s, S(u) = 0 \quad (2)$$

Linguistic variables were introduced in [Zad 75] as a formal way of working with concepts associated to real-world variables.

Given a physical variable with a numerical domain, it is possible to define another view of this variable as a linguistic one, with a linguistic domain consisting of a set of fuzzy sets called linguistic terms and having own names. The fuzzy sets formally give the interpretation of the concepts expressed by the names of the linguistic terms upon the numerical domain.

Linguistic variables considered in this paper satisfy the conditions stated below.

If v is a variable with a numerical domain D_n and a linguistic domain $D_l = \{T_1, \dots, T_m\}$, where T_j , $1 \leq j \leq m$, are the fuzzy sets of the corresponding linguistic terms, then:

- i) $\forall x \in D_n \quad \sum_j T_j(x) = 1$
- ii) $\forall 1 \leq j \leq m \quad \exists x \in D_n : T_j(x) = 1$

A Fuzzy Decision Diagram FuDD is a decision diagram for the efficient *representation and manipulation* of fuzzy rule bases, where the variables are linguistic (or fuzzy set valued) variables and the edges are labelled by the corresponding linguistic terms. In this sense, a FuDD is a generalization of a multiterminal decision diagram MTDD [SSMS 94], [StS 98] as well as of an interval decision diagram (IDD) [StT 98], [StT 99] except that the labels (fuzzy sets) of neighbour edges are not totally disjoint as for IDs. The structure of a FuDD is the basis for its interpretation (see below).

Let v_i , $1 \leq i \leq N$, be a linguistic variable with n_i linguistic terms T_{ij} . Hence, v_i has the linguistic domain $D_i = \{T_{i1}, T_{i2}, T_{i3}, \dots, T_{in_i}\}$. FuDDs are represented by *function graphs*, similar to those of [Bry 86].

Definition 2: A function graph G is a rooted, directed acyclic graph with an edge set E and a node set V which contains two types of nodes. A *non-terminal* node $v \in V$ has as attributes an argument index $i = \text{index}(v)$, $i < N$, which corresponds to the index of the linguistic variable v_i , and n_i children $\text{child}_j(v) \in V$, $1 \leq j \leq n_i$. The linguistic terms $T_{ij} \in D_i$ of the linguistic variable v_i are assigned to the

corresponding graph edges $(v, \text{child}_j(v)) \in E$. V contains n_N *terminal* nodes with index N and labelled with the linguistic terms T_{Nj} of v_N . Hence, a terminal node v has as attribute a fuzzy set $\text{value}(v) \in D_N$.

A fuzzy if-then rule has basically the structure "*if* $\langle \text{condition} \rangle$ *then* $\langle \text{conclusion} \rangle$ ", where $\langle \text{condition} \rangle$ and $\langle \text{conclusion} \rangle$ are fuzzy sets, not necessarily in the same universe. In order to use such a rule, the following generalized *modus ponens* [MaS 75] is considered:

$$\frac{A \rightarrow B}{\frac{A'}{B'}} \quad (3)$$

where A' is a fuzzy set not precisely equal but similar to A . The expected conclusion B' will be a fuzzy set not necessarily equal but similar to B . This process has been formalized by means of the *Compositional Rule of Inference* [Zad 73]. A generalized (pointwise) expression for the Compositional Rule of Inference is the following:

$\forall w$ in the universe of B and u in the universe of A

$$B'(w) = \sigma_u \{ \tau(A'(u), I(A(u), B(w))) \} \quad (4)$$

where τ denotes a t-norm [Men 42], [ScS 83], [Web 83], σ a t-conorm, σ_u a σ -based supremum in the universe of A and $I(A(u), B(w))$ denotes an implication operation [TrV 85].

If A' is a singleton such that $A'(u_0)=1$ and $A'(u)=0$ for all $u \neq u_0$ then $\forall w$ in the universe of B the following holds:

$$\begin{aligned} B'(w) &= \sigma_{u \neq u_0} \{ \tau(0, I(A(u), B(w))) \} \text{ or } \tau(1, I(A(u_0), B(w))) \\ B'(w) &= I(A(u_0), B(w)) \end{aligned} \quad (5)$$

If the " $A \rightarrow B$ " rule of eq. (3) were to be applied to linguistic variables it would turn into " $T_{1g} \rightarrow T_{Nk}$ ", where from the indices it is clear, that from the g -th linguistic term of v_1 as condition follows the k -th linguistic term of v_N as conclusion. Since however in practice the linguistic terms will not be identified with abstract symbols with indices, but with conceptual labels, then the rules will be written with explicit mention of the corresponding variables. This leads to the following structure for the above rule:

$$\text{R:} \quad \text{if } v_1 \text{ is } T_{1g} \quad \text{then} \quad v_N \text{ is } T_{Nk} \quad (6)$$

Example 1:

Consider the linguistic variable *external temperature* with the linguistic terms {*freezing, cold, normal*} and the linguistic variable *heating* with the linguistic terms {*low, middle, high*}. A possible set of rules to control the room temperature could be:

- R1: if the external temperature is *freezing* then the heating is –(should be set to)– *high*
R2: if the external temperature is *cold* then the heating is –(should be set to)–
middle
R3: if the external temperature is *normal* then the heating is –(should be set to)– *low*

How reasonable these rules are, will of course depend on the definitions of *freezing, cold, normal* as well as of *low, middle* and *high*. Furthermore, it becomes apparent that the rule base may be seen as a (fuzzy) *case* statement.

An especial feature of a fuzzy rule base (compared to other types of rule bases) is that for a given crisp input (*i.e.* for a given numerical value of the linguistic variable), more than one rule may be activated and these rules must be *aggregated* to obtain the final decision. (See figure 1 where this is illustrated for the case where the product is selected as implication, minimum as intersection, and the aggregation is realized by computing (pointwise) the maximum, a selection of operations that is frequently chosen for applications in fuzzy control.)

A fuzzy decision diagram representing this extremely simple example is shown in Figure 2.

The *<condition>* of a rule may be an expression of a conjunction of (simpler) conditions (textually expressed by the word *and*). Such rules exhibit the following structure:

$$R: \quad \text{if } v_1 \text{ is } T_{1g} \quad \text{and } \dots \text{ and } v_{N-1} \text{ is } T_{(N-1)q} \quad \text{then } v_N \text{ is } T_{Nk}$$

The conjunction of conditions is expressed by the hierarchy of nodes of a FuDD. A rule base is evaluated by traversing the FuDD from the leaves to the root. Along a path from a leaf to the root, the conclusion of a rule will be calculated. For this, the *degree of satisfaction* (*i.e.* the conjunction of the membership degrees of the actual numerical values of the variables to the corresponding linguistic terms) will be computed and considered together with the fuzzy set that labels the leaf to evaluate the output implication. Finally an aggregation should combine all activated rules.

3. Analysis of Applications

Example 2:

Let a first linguistic variable have the domain $\{T_{11}, T_{12}, T_{13}\}$, a second, the domain $\{T_{21}, T_{22}\}$ and a third, the domain $\{T_{31}, T_{32}, T_{33}, T_{34}\}$. It becomes apparent that T_{ij} denotes the j -th linguistic term of the i -th linguistic variable. Consider the following rule base on these variables, with the inputs x_1 and x_2 , and the conclusion x_3 .

R1:	if	x_1 is T_{11}	and	x_2 is T_{21}	then	x_3 is T_{31}
R2:	if	x_1 is T_{11}	and	x_2 is T_{22}	then	x_3 is T_{34}
R3:	if	x_1 is T_{12}	and	x_2 is T_{21}	then	x_3 is T_{31}
R4:	if	x_1 is T_{12}	and	x_2 is T_{22}	then	x_3 is T_{32}
R5:	if	x_1 is T_{13}	and	x_2 is T_{21}	then	x_3 is T_{33}
R6:	if	x_1 is T_{13}	and	x_2 is T_{22}	then	x_3 is T_{34}

A FuDD representing this rule base is shown in Figure 3. This FuDD belongs to the class of *ordered* DDs [Bry 86], characterized by the fact that all nodes at a given layer are associated to the same variable and no repetition of variables appears along any path from a leaf to the root. The order of the linguistic variables in the FuDD corresponds to the order of appearance of the elementary conditions in the rules. If t-norms are used to realize the conjunctions, then a reordering of the variables giving an equivalent FuDD may lead to a more compact rule base. This is possible due to the fact that t-norms are commutative and associative. Finding the optimal ordering of the variables for a DD is however NP-hard [BoW 96], and several heuristics have been suggested to find possibly sub-optimal orderings, but within a reasonable amount of computing time (see *e.g.* [FrS 87], [ISY 91], [FOH 93], [Rud 93], [THY 93], [DrB 98], [RSM 99]). If non-commutative conjunctions [Pra 99] are used, no optimization of the FuDD (in the former sense) is possible.

It becomes apparent that a FuDD allows checking completeness and consistency of a rule base. All nodes at the same level must have as many leaving edges as the corresponding linguistic variable has linguistic terms (completeness), and no two of these edges may have the same label (consistency). It is simple to see that this kind of check does not actually require the FuDD to be ordered. In a rule base with a few rules (as in example 2) this kind of control may be done by simply inspecting the list of rules; however in the case of a rule base with a large number of rules or with rules with a large conjunction of conditions this is cumbersome if at all possible; meanwhile the FuDD representation supports a systematic test for a large dimension of the rule base.

If no expert knowledge is available to state the rules for a given problem, it is possible to learn the rules with the help of examples (see *e.g.* [Jan 92], [TSK 92], [WaM92], [THM 99]). Depending on the system being used, it may be the case that rules with too small granularity may be obtained. This is the typical case of a rule generation process, where an a priori decision on a fixed number of linguistic terms for each linguistic variable is taken and the conjunction of premisses is based on t-norms. This is illustrated in figure 4. There, a problem space which exhibits five blocks and accordingly could be partitioned by using five rules, leads to nine rules if a rule generation process as mentioned above is used. It is easy to see that the optimal partition could be obtained if at every surrounding block, some neighbour linguistic terms were replaced by their convex hull and given a proper interpretation. Since linguistic variables are structured as an ordered set of linguistic terms, then the predicates “larger than or equal“ as well as ”smaller than or equal“ would provide an adequate interpretation for the convex hulls covering the corresponding linguistic terms. Please notice that the new rule base is not semantically *equivalent* to the former one, but *covers* it and under the above “hypothesis of rigid granularity”, it has an improved accuracy –(lower mean square error)– since it supresses really non-existing “valleys” artificially produced between neighbour fuzzy blocks with the same label. It should be pointed out that this criterion has been applied (by other authors) in the past, to situations where in the matrix representation of a rule base, neighbour cells have the same label, implicitly assuming that this situation is due to the above discussed hypothesis of rigid granularity (see *e.g.* [Gut 93], [GuS 97]).

Example 3 below shows how a FuDD points out this problem and suggests ways of optimizing the rules, *i.e.* a rule base with less, more accurate and possibly more compact rules may be obtained. To simplify the FuDD representations, it will be agreed that edges leaving a node will be labelled (from left to right) in the same order as the linguistic terms of the corresponding linguistic variable.

Example 3:

Consider a rule base with two conjuncted conditions, having three and four linguistic terms respectively, and a conclusion with five linguistic terms. Assume that the prevailing rule base is the following:

R1 :	if	x_1 is T_{11}	and	x_2 is T_{21}	then	x_3 is T_{31}
R2 :	if	x_1 is T_{11}	and	x_2 is T_{22}	then	x_3 is T_{33}

R3 :	if	x_1 is T_{11}	and	x_2 is T_{23}	then	x_3 is T_{33}
R4 :	if	x_1 is T_{11}	and	x_2 is T_{24}	then	x_3 is T_{33}
R5 :	if	x_1 is T_{12}	and	x_2 is T_{21}	then	x_3 is T_{31}
R6 :	if	x_1 is T_{12}	and	x_2 is T_{22}	then	x_3 is T_{32}
R7 :	if	x_1 is T_{12}	and	x_2 is T_{23}	then	x_3 is T_{34}
R8 :	if	x_1 is T_{12}	and	x_2 is T_{24}	then	x_3 is T_{34}
R9 :	if	x_1 is T_{13}	and	x_2 is T_{21}	then	x_3 is T_{35}
R10 :	if	x_1 is T_{13}	and	x_2 is T_{22}	then	x_3 is T_{35}
R11 :	if	x_1 is T_{13}	and	x_2 is T_{23}	then	x_3 is T_{34}
R12 :	if	x_1 is T_{13}	and	x_2 is T_{24}	then	x_3 is T_{34}

The FuDD is shown in figure 5. It becomes quite apparent, that a simplification (*i.e.* optimization) of the rule base is possible. The following new rules may be extracted from the FuDD:

R13:	if	x_1 is T_{11}	and	x_2 is <i>larger than or equal to</i> T_{22}	then	x_3 is T_{33}
R14:	if	x_1 is T_{12}	and	x_2 is <i>larger than or equal to</i> T_{23}	then	x_3 is T_{34}
R15:	if	x_1 is T_{13}	and	x_2 is <i>larger than or equal to</i> T_{23}	then	x_3 is T_{34}
R16:	if	x_1 is T_{13}	and	x_2 is <i>smaller than or equal to</i> T_{22}	then	x_3 is T_{35}

R13 summarizes R2, R3 and R4; R14 reduces R7 and R8; R15 comprises R11 and R12, and finally R16 represents R9 and R10.

Further optimization is still possible if the FuDD exhibits a *reconvergent* subgraph. A subgraph will be called reconvergent if it consists of different paths from a reference node to a given leaf or set of leaves. These paths satisfy two conditions:

- i) they traverse only neighbour children-nodes of the reference node.
- ii) starting at the level below the reference node, all graphs connecting the selected children of the reference node with the predefined set of leaves are isomorphic. Notice that if starting at the level below the reference node the reconvergent paths include *all* edges, then the FuDD may be *reduced* [Bry 86].

If a FuDD has a reconvergent subgraph, a proper reordering of the variables leads to an equivalent FuDD with an explicit suggestion for the optimization of rules. See figure 6 that illustrates the reconvergent subgraphs of the FuDD in figure 5, and figure 7, for an equivalent FuDD with a reordering of the variables. The new reconvergent subgraphs are illustrated in figure 8 and the reduced FuDD is presented in figure 9.

Now it is possible to obtain two new (optimized) rules:

R17: if x_2 is T_{21} and x_1 is *smaller than or equal to* T_{12} then x_3 is T_{31}

R18: if x_2 is *larger than or equal to* T_{23}
and x_1 is *larger than or equal to* T_{12} then x_3 is T_{34}

R17 combines R1 and R5, meanwhile R18 is the result of R14 and R15. It should be noticed that R18 is obtained directly from the *reduced* FuDD.

Up to now, ordered FuDDs have been considered. If all paths from the root to the leaves of a FuDD are *independently reordered*, the result will be a *free* FuDD [BGMS 94]. The use of free FuDDs to optimize a rule base will be illustrated in the next example.

Example 4:

Assume that the following rule base is available. (To simplify the example, but without loss of generality, linguistic variables with only two linguistic terms are considered).

- R1: if x_1 is T_{11} and x_2 is T_{21} and x_3 is T_{31} and x_4 is T_{41} then x_5 is T_{51}
- R2: if x_1 is T_{11} and x_2 is T_{21} and x_3 is T_{31} and x_4 is T_{42} then x_5 is T_{52}
- R3: if x_1 is T_{11} and x_2 is T_{21} and x_3 is T_{32} and x_4 is T_{41} then x_5 is T_{52}
- R4: if x_1 is T_{11} and x_2 is T_{21} and x_3 is T_{32} and x_4 is T_{42} then x_5 is T_{54}
- R5: if x_1 is T_{11} and x_2 is T_{22} and x_3 is T_{31} and x_4 is T_{41} then x_5 is T_{51}
- R6: if x_1 is T_{11} and x_2 is T_{22} and x_3 is T_{31} and x_4 is T_{42} then x_5 is T_{53}
- R7: if x_1 is T_{11} and x_2 is T_{22} and x_3 is T_{32} and x_4 is T_{41} then x_5 is T_{53}
- R8: if x_1 is T_{11} and x_2 is T_{22} and x_3 is T_{32} and x_4 is T_{42} then x_5 is T_{55}
- R9: if x_1 is T_{12} and x_2 is T_{21} and x_3 is T_{31} and x_4 is T_{41} then x_5 is T_{51}
- R10: if x_1 is T_{12} and x_2 is T_{21} and x_3 is T_{31} and x_4 is T_{42} then x_5 is T_{53}
- R11: if x_1 is T_{12} and x_2 is T_{21} and x_3 is T_{32} and x_4 is T_{41} then x_5 is T_{52}
- R12: if x_1 is T_{12} and x_2 is T_{21} and x_3 is T_{32} and x_4 is T_{42} then x_5 is T_{55}
- R13: if x_1 is T_{12} and x_2 is T_{22} and x_3 is T_{31} and x_4 is T_{41} then x_5 is T_{51}
- R14: if x_1 is T_{12} and x_2 is T_{22} and x_3 is T_{31} and x_4 is T_{42} then x_5 is T_{53}
- R15: if x_1 is T_{12} and x_2 is T_{22} and x_3 is T_{32} and x_4 is T_{41} then x_5 is T_{54}
- R16: if x_1 is T_{12} and x_2 is T_{22} and x_3 is T_{32} and x_4 is T_{42} then x_5 is T_{55}

If the lexicographic order used to write the conditions of the rules (*i.e.* x_1, x_2, x_3, x_4) is used to generate the corresponding FuDD, the result would be as shown in figure 10. A reconvergent subgraph may be recognized, which suggests a reordering of the variables. Figure 11 shows the reordered FuDD, where the variables are ordered as x_3, x_4, x_1 and x_2 . A new reconvergent subgraph rooted at x_1 in the middle of the FuDD may be recognized. Local reordering leads to the reduced free FuDD shown in figure 12. It becomes apparent that this FuDD has only 9 internal nodes meanwhile the former had 10 and the original FuDD 15.

The rules extracted from the reduced free FuDD are:

R1':	if x_3 is T_{31} and x_4 is T_{41}	then x_5 is T_{51}
R2':	if x_3 is T_{31} and x_4 is T_{42} and x_1 is T_{11} and x_2 is T_{21}	then x_5 is T_{52}
R3':	if x_3 is T_{31} and x_4 is T_{42} and x_1 is T_{11} and x_2 is T_{22}	then x_5 is T_{53}
R4':	if x_3 is T_{31} and x_4 is T_{42} and x_1 is T_{12}	then x_5 is T_{53}
R5':	if x_3 is T_{32} and x_4 is T_{41} and x_2 is T_{21}	then x_5 is T_{52}
R6':	if x_3 is T_{32} and x_4 is T_{41} and x_2 is T_{22} and x_1 is T_{11}	then x_5 is T_{53}
R7':	if x_3 is T_{32} and x_4 is T_{41} and x_2 is T_{22} and x_1 is T_{12}	then x_5 is T_{54}
R8':	if x_3 is T_{32} and x_4 is T_{42} and x_1 is T_{11} and x_2 is T_{21}	then x_5 is T_{54}
R9':	if x_3 is T_{32} and x_4 is T_{42} and x_1 is T_{11} and x_2 is T_{22}	then x_5 is T_{55}
R10':	if x_3 is T_{32} and x_4 is T_{42} and x_1 is T_{12}	then x_5 is T_{55}

It becomes apparent that the new rule base is shorter and some of the rules are simpler than in the original rule base.

Definition 4:

A *partially ordered* FuDD is a free decision diagram that is strictly ordered from the root down to a certain intermediate level. (If the FuDD is reduced, all reduced redundant nodes are considered to be correctly ordered).

It is easy to see that the FuDD of figure 12 is partially ordered.

Up to now, neither the type of conjunction operation (except, perhaps, for the requirements on associativity and commutativity) nor the type of implication operation has been explicitly considered.

The FuDD representation is a general one. If in an ordered FuDD the rule base were of Mamdani type [MaA 75] (*i.e.* the implication of a rule and the conjunction used to combine the conditions are realized with the minimum operation, meanwhile the aggregation is done with the maximum operation), and the signals at the leaves were the result of other rule bases (also of Mamdani type), then the leaves would turn into roots of new FuDDs leading to a chaining of (partial) rules resulting in global rules with a (much) larger number of conjuncted conditions. The resulting FuDD would be ordered or partially ordered. The reverse situation is however more interesting. Given a Mamdani rule base leading to an ordered (or partially ordered) FuDD with a large depth, it is possible to extract a hierarchically ordered rule base by dividing the FuDD into two parts. A level will be selected at which the nodes will turn into leaves and a following part representing new rule bases feeding the new generated leaves. This idea is related to work on matrix-valued DDs [Sta 99]. For the time being, this is constrained to Mamdani systems since the distributivity between maximum and minimum is essential for this kind of decomposition: The leaves FuDDs would provide maximum-aggregated partial rules that must be conjuncted with the conditions along a path leading to the root. This will only then represent a new rule_(set) if the result is equivalent to the maximum-aggregation of the conjunction of degrees of satisfaction of all conditions along the new compound paths. This is the reason why 1) the implication operation had to be chosen as a conjunction, so that the chaining of two rules can produce a new rule (of the same kind) and 2) the t-norm used for conjunction and the t-conorm used for aggregation had to be minimum and maximum, respectively, since this is *the only* pair of t-norm and t-conorm that is distributive [Web 83]. Finally, this is *the* characteristic of a Mamdani system.

Example 4: (Continuation)

The FuDD shown in figure 12 represents a reduced partially ordered one. If the rule base were of Mamdani type, the following decomposition would be possible:

i) Leaf rules

- | | | | | |
|-------|--------------------------------------------|------|---------------------|-------------|
| R1.1: | if x_1 is T_{11} and x_2 is T_{21} | then | y_{left} | is T_{52} |
| R1.2: | if x_1 is T_{11} and x_2 is T_{22} | then | y_{left} | is T_{53} |
| R1.3: | if x_1 is T_{12} | then | y_{left} | is T_{53} |
| R2.1: | if x_2 is T_{21} | then | y_{middle} | is T_{52} |
| R2.2: | if x_2 is T_{22} and x_1 is T_{11} | then | y_{middle} | is T_{53} |
| R2.3: | if x_2 is T_{22} and x_1 is T_{12} | then | y_{middle} | is T_{54} |

R3.1: if x_1 is T_{11} and x_2 is T_{21} then y_{right} is T_{54}
R3.2: if x_1 is T_{11} and x_2 is T_{22} then y_{right} is T_{55}
R3.3: if x_1 is T_{12} then y_{right} is T_{55}

ii) Root rules

R0.1: if x_3 is T_{31} and x_4 is T_{41} then x_5 is T_{51}
R0.2: if x_3 is T_{31} and x_4 is T_{42} then x_5 is y_{left}
R0.3: if x_3 is T_{32} and x_4 is T_{41} then x_5 is y_{middle}
R0.4: if x_3 is T_{32} and x_4 is T_{42} then x_5 is y_{right}

The new rule base has 13 rules, but none of them has more than 2 conditions. These rules might be easier to interpret than the former ones.

4. Conclusions

Fuzzy Decision Diagrams provide an efficient data structure for adequate representation, analysis and optimization of if-then rule bases, *independently* of the operations used to evaluate the rules, under the hypothesis of rigid granularity. Moreover, FuDDs allow checking for completeness and consistency of the rule base. If the rule bases were obtained by predefining the number of linguistic terms of the linguistic variables and by using t-norms to realize the conjunction of premisses, then an optimization may be done by using techniques to minimize the corresponding FuDD. Both ordered FuDDs with reordering of variables and free FuDDs support the optimization. Efficient algorithms to do this are however still looked for. In the case of Mamdani rule bases, FuDDs allow additionally a simple decomposition of the rule base. This implies a chaining of rules [LTT 97], but the new rules use a reduced number of conditions, which may improve their interpretability.

Acknowledgements:

Part of the work leading to this paper was done during a short visit of C. Moraga to the Department of Computer Science of the University of Victoria, Canada.

The work of K.-H. Temme was partially supported by the German Research Society (DFG) as part of the Collaborative Research Center on Computational Intelligence (SFB531) at the University of Dortmund.

References

- [BGMS 94] Bern J., Gergov C.J., Meinel Ch., Svobodova A.: Boolean manipulation with Free BDDs: first experimental results. *Proc. European Design and Test Conference'94*. 200-207, 1994
- [BoW 96] Bollig B., Wegener I.: Improving the variable ordering of OBDDs is NP-complete. *IEEE Trans. Computers* (45), 993-1002, 1996
- [Bry 86] Bryant R.E.: Graph-based algorithms for Boolean functions manipulation. *IEEE Trans. Computers* **C-35** (8) 667-691, 1986
- [CMZF 93] Clarke E.M., McMillan K.L., Zhao X., Fujita M.: Spectral transforms for extremely large Boolean functions. *Proc. IFIP WG 10.5 Workshop on Applications of the Reed-Muller Expansion in Circuit Design*, 86-90. Hamburg, Germany, 1993
- [DrB 98] Drechsler R., Becker B.: "Binary Decision Diagrams. Theory and Implementation". Kluwer Academic Publishers, 1998
- [FrS 87] Friedman S.J., Supowit K.J.: Finding the optimal variable ordering for binary decision diagrams. *Proc. 24th ACM/IEEE Design Automation Conference*, 348-355, ACM-Press, 1987
- [FOH 93] Fujii H., Ootomo G., Hori Ch.: Interleaved variable ordering methods for ordered binary decision diagrams. *Proc. ICCAD'93*, 38-41, IEEE-CS-Press, 1993
- [Gut 93] Gutiérrez J.: "Procesadores de información borrosa". Arbor, CSIC, Madrid, (1993)
- [GuS 97] Gutiérrez J., de Salvador L.: The use of Modifiers in fuzzy systems and their hardware implementation. *Proc. 6th. IEEE Int'l Conf. on Fuzzy Systems FUZZ-IEEE*, II-881-887. IEEE-CS-Press, (1997)
- [HTH 95] Hata Y., Takiguchi K., Hozumi T., Yamato K.: Design of Fuzzy PLAs using Fuzzy Decision Diagrams. *Intelligent Automation and Soft Computing* **1** (4) 415-426, 1995
- [ISY 91] Ishiura N., Sawada H., Yajima S.: Minimization of binary decision diagrams based on exchanges of variables. *Proc. ICCAD'91*, 472-475, IEEE-CS-Press, 1991
- [Jan 93] Jang R.-S.: ANFIS: Adaptive-network-based fuzzy inference systems. *IEEE Trans. on Systems, Man and Cybernetics* **23**, (3), 665-685, 1993
- [Lee 59] Lee C.: Representation of switching circuits by Binary Decision Diagrams. *Bell Systems Tech. Journal* **38**, 985-999, 1959
- [LTT 97] Lehmke S., Temme K.-H., Thiele H.: Reducing the number of inference steps for multiple-stage fuzzy if-then rule bases, *Proceedings Seventh Int'l Fuzzy Systems Association World Congress IFSA'97*, 172-177, Academia Press, Prague, (1997)
- [MaS 75] Magrez P., Smets P.: Fuzzy modus ponens. A new model suitable for application in knowledge-based systems. *International Jr. of Intelligent Systems* **4**, 181-200, 1975
- [MaA 75] Mamdani E.H., Assilian S.: An experiment in linguistic synthesis with a fuzzy logic controller. *International Jr. of Man-Machine Studies* **7**, 1-13, 1975
- [Men 42] Menger K.: Statistical Metric Spaces. *Proc. Nat. Acad. Sciences USA* **28**, 535-537, 1942
- [Pra 99] Pradera A.: Contribución al estudio de la agregación de información en un entorno borroso. Dissertation, Technical University of Madrid, 1999
- [RSM 99] Rice J., Serra M., Muzio J.: The use of autocorrelation coefficients for variable ordering for ROBDDs. *Proc. 4th. Int'l Workshop on Applications of the Reed-Müller Expansion in Circuit Design*, 185-196, University of Victoria, Canada, 1999
- [Rud 93] Rudell R.: Dynamic variable ordering for ordered binary decision diagrams. *Proc. IEEE Int'l Conference on Computer Aided Design*, 42-47. IEEE-CS-Press, 1993
- [SaF 96] Sasao T., Fujita M. (Eds.): "Representation of Discrete Functions". Kluwer, London, (1996)
- [SSM 96] Sasao T., Stanković R., Moraga C.: Spectral Transform Decision Diagrams. In [SaF 96], 55-92, 1996
- [ScS 83] Schweizer B., Sklar A.: "Probabilistic Metric Spaces". North Holland, Amsterdam, 1983
- [Sta 98] Stanković R.S.: "Spectral Transform Decision Diagrams". ISBN 86-7621-065-9. IP NAUKA, Belgrade, Yugoslavia, (1998)

- [Sta 99] Stanković R.S.: Matrix-Valued EXOR-TDDs in Decomposition of Switching Functions. *Proc. International Symposium on Multiple-valued Logic*, Freiburg, Germany, 154-159, IEEE-CS-Press, 1999
- [StS 98] Stanković R.S., Sasao T.: Decision Diagrams for Discrete Functions: Classification and unified interpretation. *Proceedings of the Asia and South Pacific Design Automation Conference*, Yokohama, 439-446. IEEE-CS-Press, 1998
- [SSMS 94] Stanković R.S., Stanković M., Moraga C., Sasao T.: Calculation of Vilenkin-Chrestenson transform coefficients of multiple-valued functions through multiple-place decision diagrams. *Proc. 5th. Int'l Workshop on Spectral Techniques*, Beijing, 107-116, 1994
- [StT 98] Strehl K., Thiele L.: Symbolic model checking of process networks using Interval Diagram techniques. *Proc. IEEE/ACM Int'l Conference on Computer Aided Design (ICCAD-98)*, 686-692. ACM-Press, 1998
- [StT 99] Strehl K., Thiele L.: Interval Diagram Techniques and Their Applications. *Proc. Post-binary Ultra-Large Scale Integration Systems*, 23-24. Freiburg, 1999
- [TSK92] Takagi H., Suzuki N., Koda T., Kojima Y.: Neural Networks designed on Approximate Reasoning Architecture and their Applications. *IEEE Transactions on Neural Networks* **3**, (5), 752-760, 1992
- [THY 93] Tani S., Hamagushi K., Yajima S.: The complexity of the optimal variable ordering of a shared BDD. Technical Report 93-6, Department of Information Science, Faculty of Science, University of Tokyo, 1993
- [THM 99] Temme K.-H., Heider R., Moraga C.: Generalized neural networks for fuzzy modeling. *Proceedings International Estylf/Eusflat Joint Conference*, 469-472, Palma de Mallorca, Spain, 1999
- [TrV 85] Trillas E., Valverde L.: On Implications and Indistinguishability in the setting of Fuzzy Logic. In: "Management Decision Support Systems using Fuzzy Sets and Possibility Theory" (J. Kacprzyk, R.R. Yager, Eds.), 198-212. Verlag TÜV Rheinland, Köln, 1985
- [WaM92] Wang L.X., Mendel J.: Generating fuzzy rules by learning from examples. *IEEE Trans. Systems, Man and Cybernetics* **22**, (6), 1992
- [Web83] Weber S.: A general concept of fuzzy connectives, negations and implications based on t-norms and t-conorms. *Fuzzy Sets and Systems* **11**, 115-134, 1983
- [Zad 73] Zadeh L.: Outline of a new approach to the analysis of complex systems and decision processes. *IEEE Trans. Systems, Man and Cybernetics* **3** (1), 28-44, 1973
- [Zad 75] Zadeh L.: The concept of a linguistic variable and its application to approximate reasoning. *Information Sciences* **8**, 199-249, 301-357; **9**, 43-80, 1975

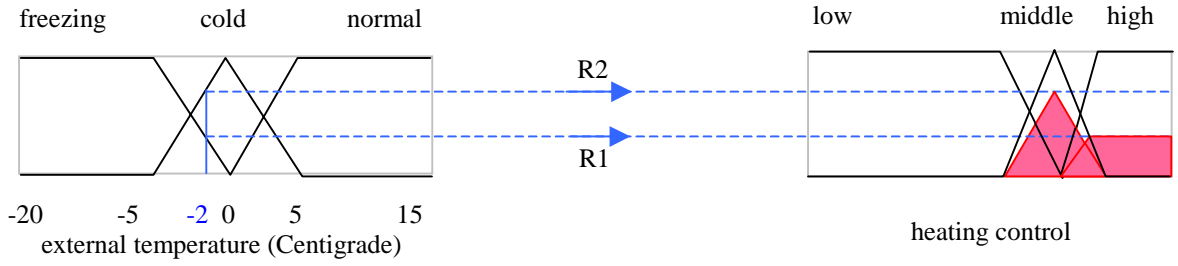


Fig. 1: Activation of rules with product as implication and maximum as

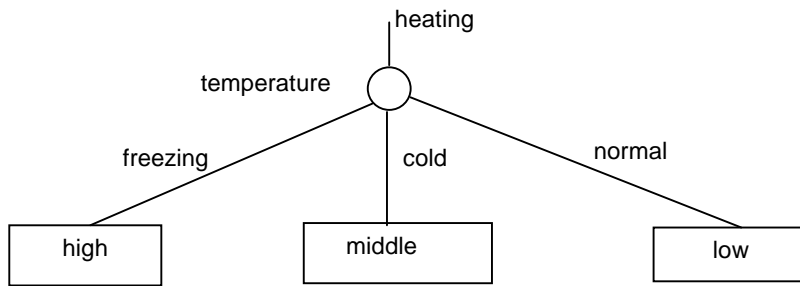


Fig. 2: FuDD for example 1

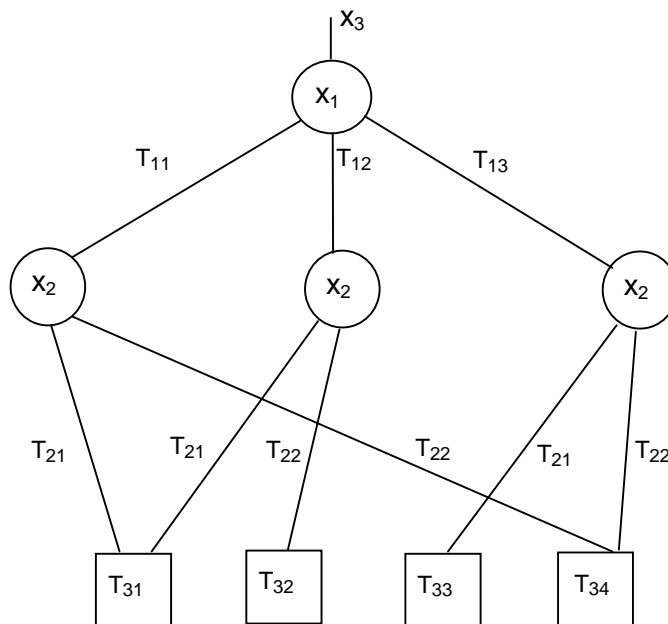


Fig. 3: FuDD representation for example 2

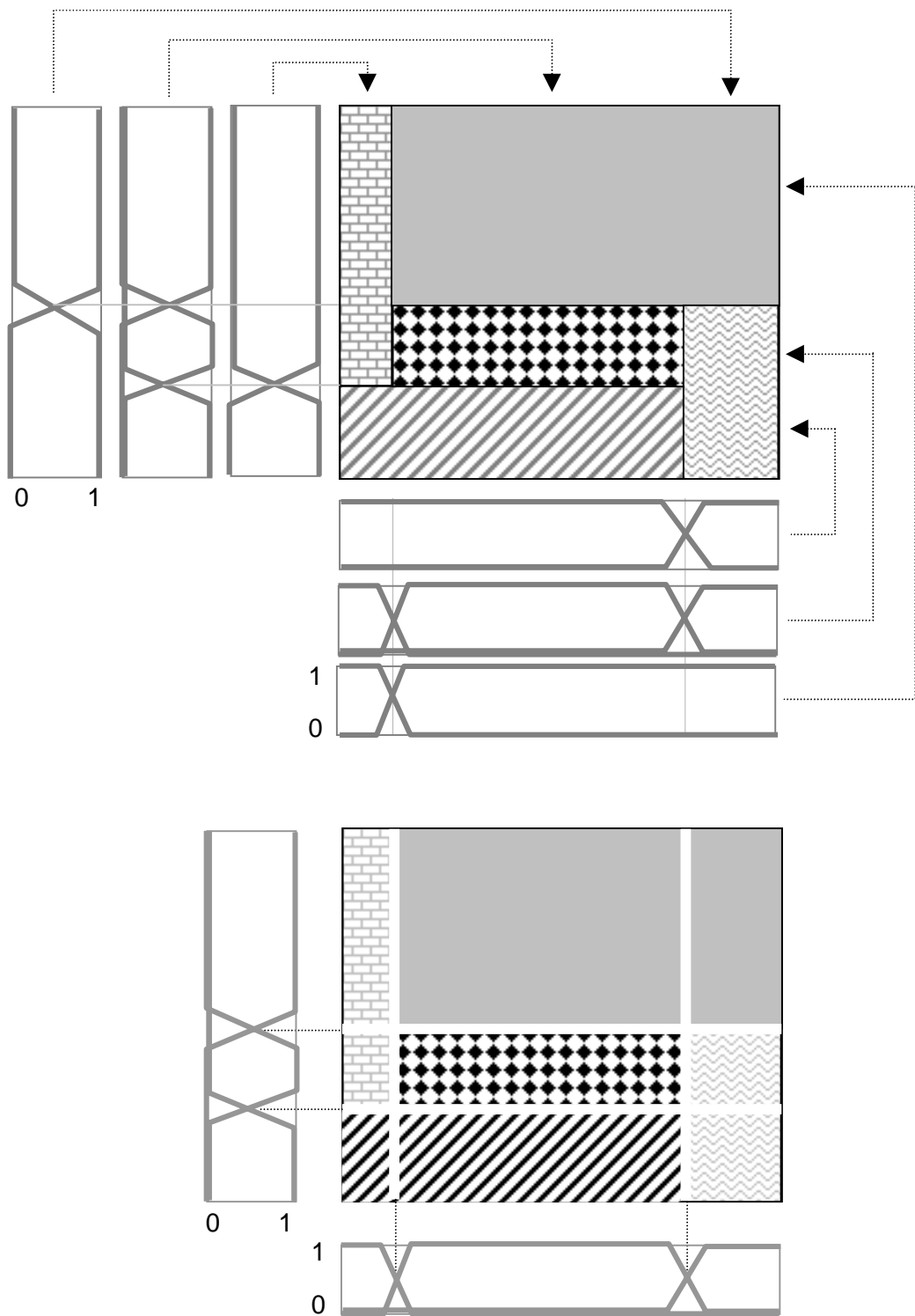


Fig. 4: A proper and a grid-like partition of a five-blocks space

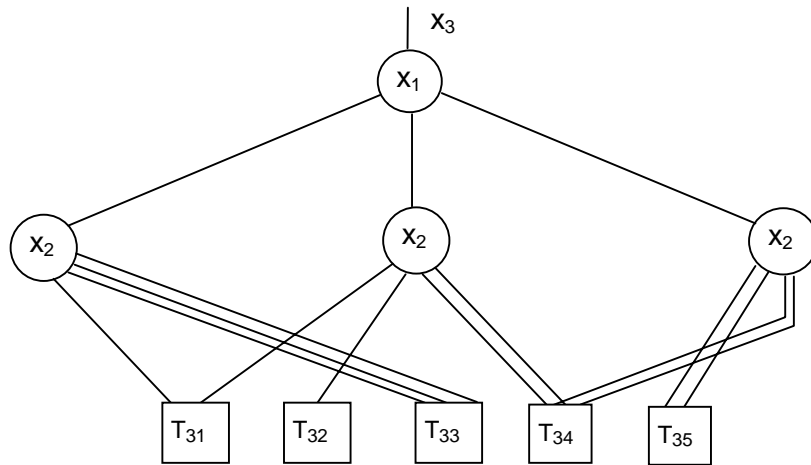


Figure 5: FuDD for example 3

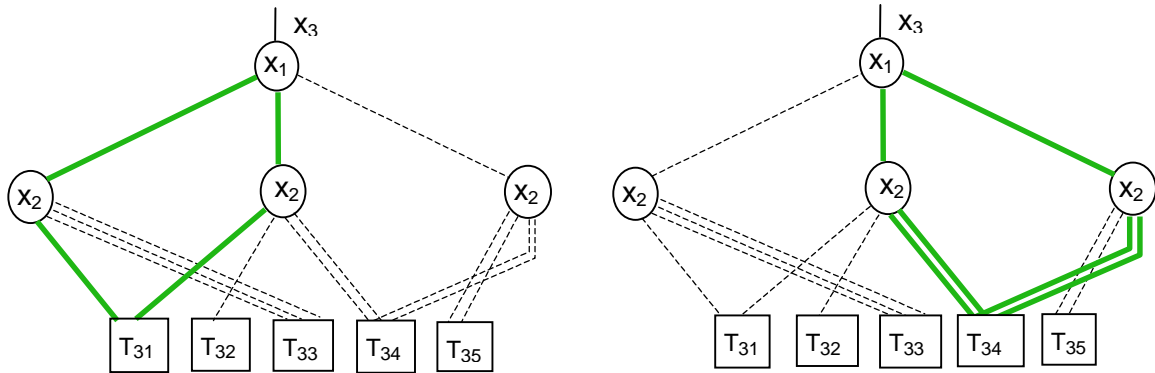


Fig. 6: Reconvergent subgraphs in the FuDD of figure 5

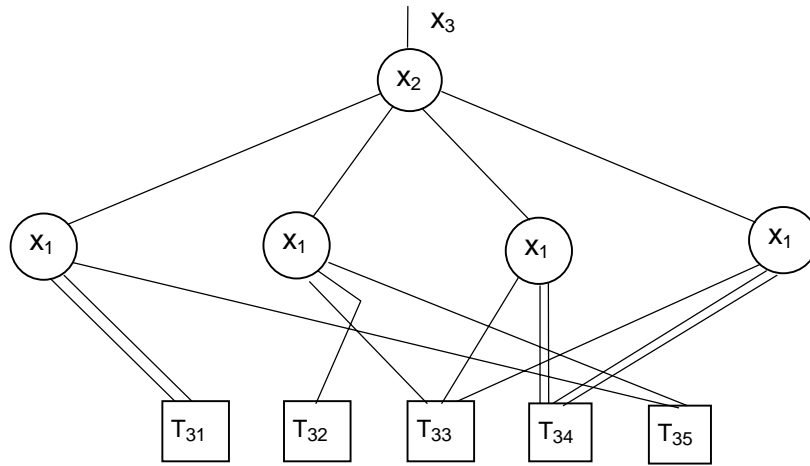


Fig. 7: Equivalent FuDD with reordered variables

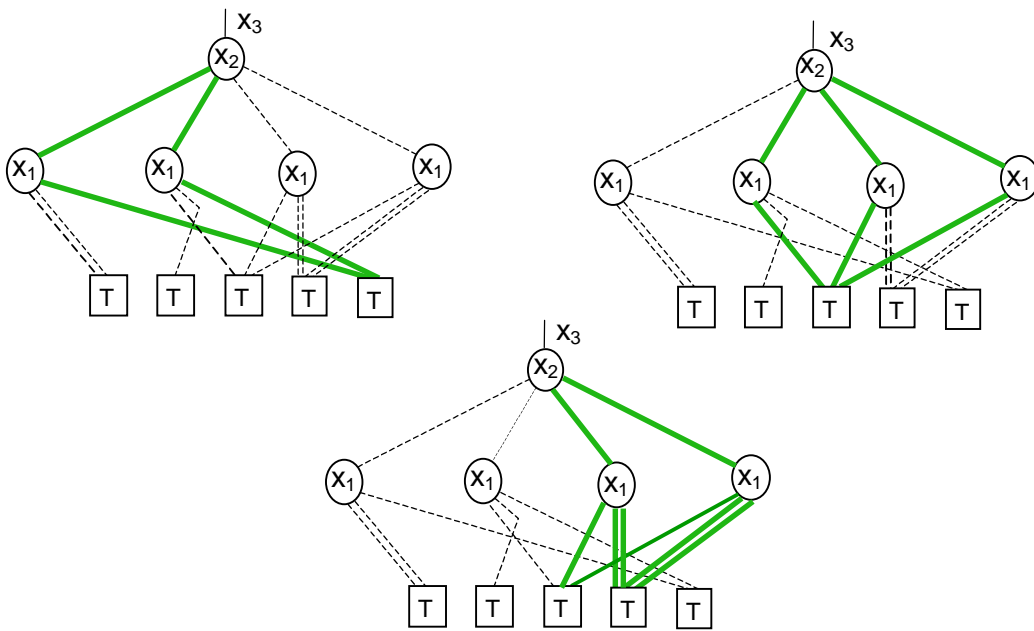


Fig. 8: Reconvergent subgraphs of the FuDD of figure 7

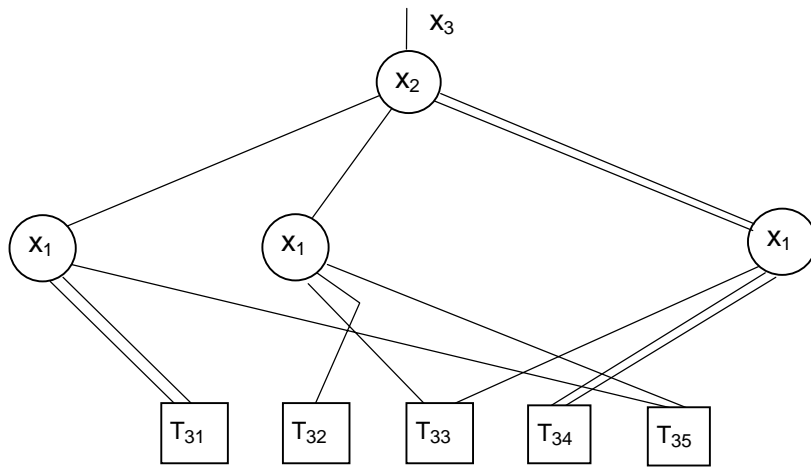


Fig. 9: Reduced FuDD with reordered variables for example 3

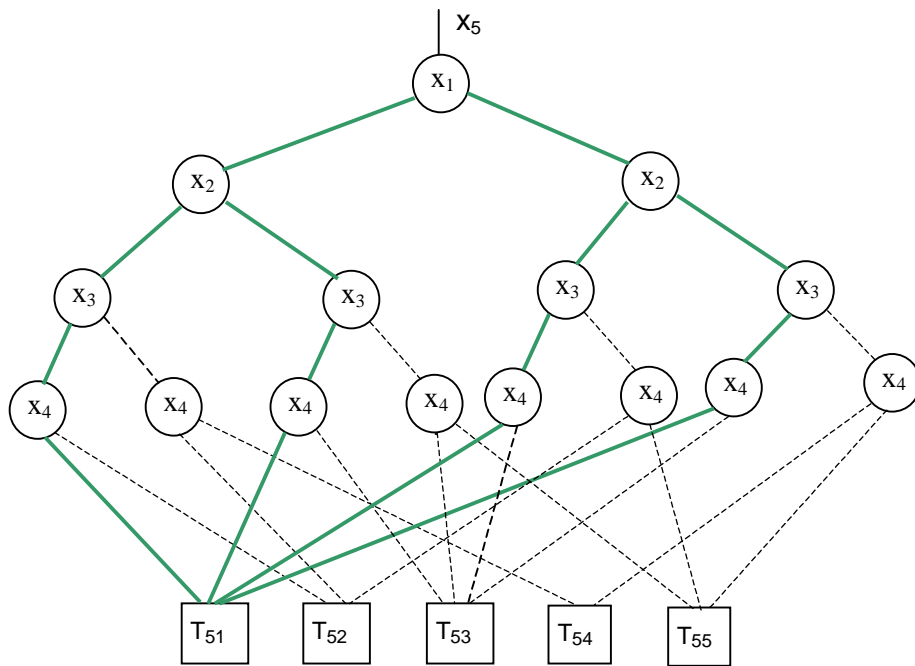


Fig. 10: FuDD for example 4 showing a reconvergent subgraph

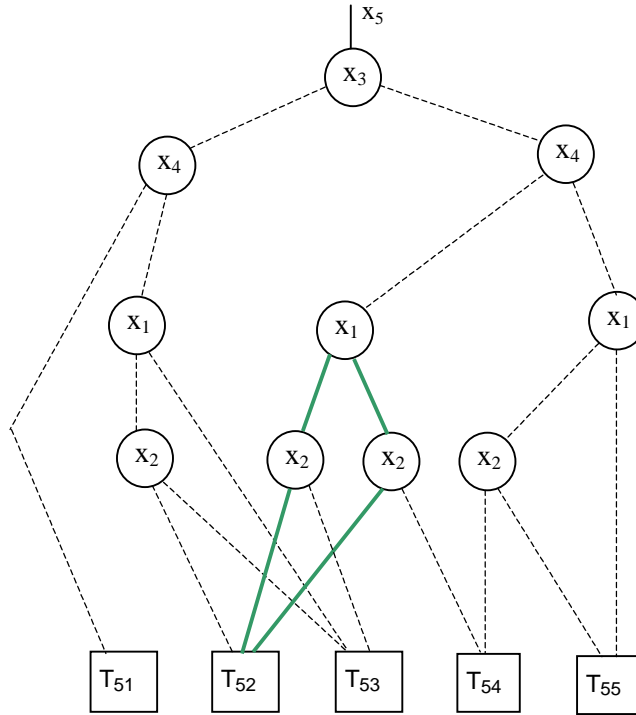


Fig. 11: FuDD of figure 10 after reordering.
 A new reconvergent subgraph within a single subgraph

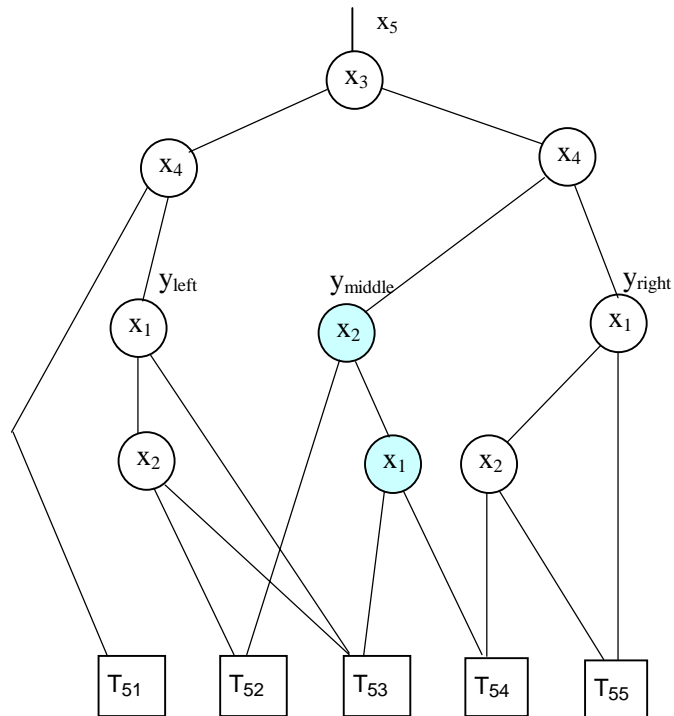


Fig. 12: Reduced free FuDD for example 4.
 “Leaf-rules“ for decomposition are indicated. (see text)